

# Easy commissioning

Connect via Bluetooth with our user-friendly app

Commissioning your detectors is easy with the free Niko detector tool app for smartphone or tablet. When you launch the Niko detector tool app, it instantly detects and displays a list of installed detectors. The nearest detector will be at the top of the list. Select the specific detector you wish to configure and the app will guide you through the configuration. You can either choose one of the standard configurations, the last used configuration or a new customised configuration.



Niko detector tool

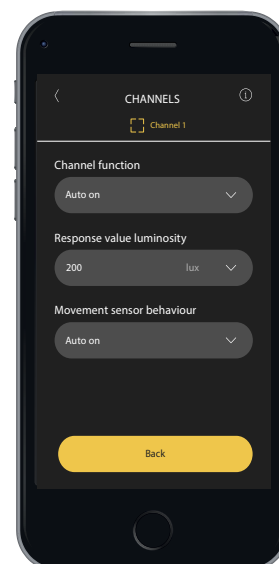


The Niko detector tool app is free and available from the App Store (iOS) and Google Play (Android).

## 2-way Bluetooth communication ensures faster configuration

The app and detector communicate with each other wirelessly using 2-way Bluetooth communication. This means you do not need any other tools or adaptors during the configuration process.

The 2-way Bluetooth communication always provides you with instant, detailed information on the current detector settings, giving you a total overview in the app. This will also save time afterwards on installation service and maintenance.




## Utilize the cloud solution

All data are stored in the cloud, which you can use for documentation, backup and distribution of configuration files.

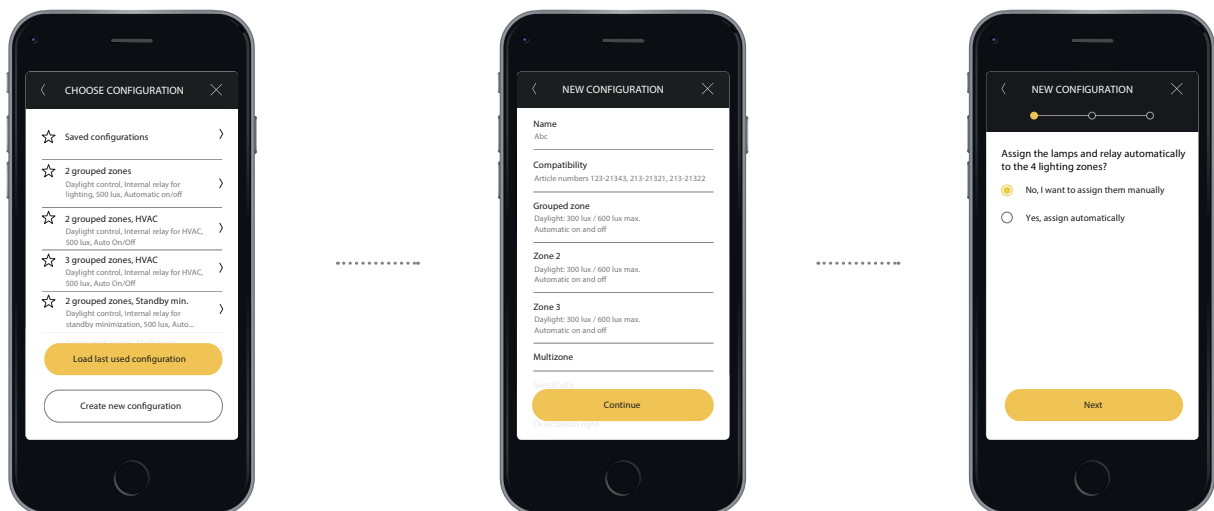
## Lock detector

For security reasons it is possible to lock the detector with a PIN code.



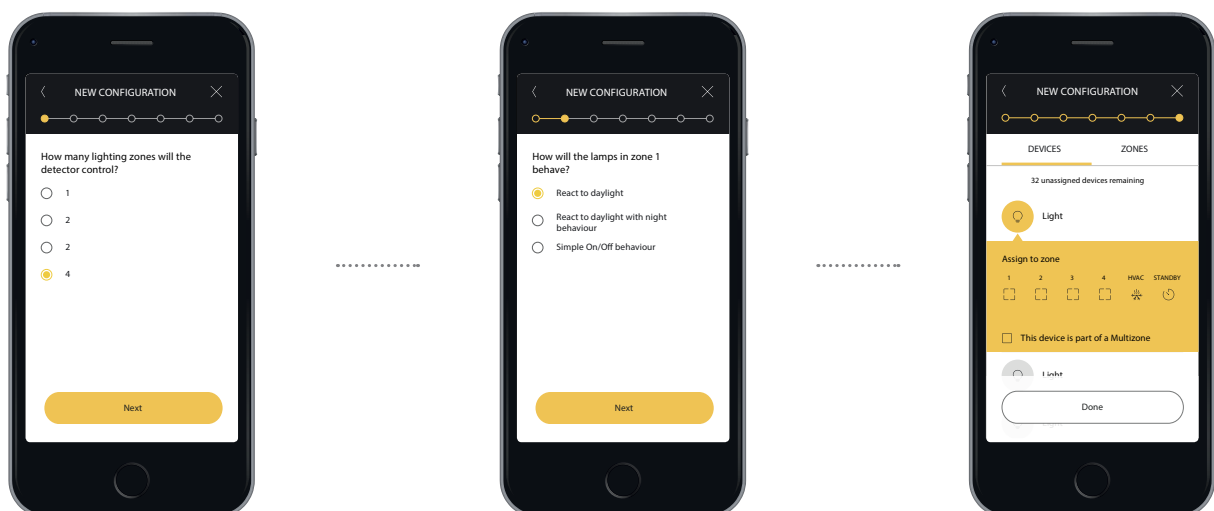


## Standard configuration



For commissioning, you can choose one of the prefigured standard configurations, load the last used configuration, or create a new customised configuration. In this case, a prefigured standard configuration is chosen.

## Customised configuration



If you choose to create a new configuration, you will be guided through the configuration process. The app will go through all relevant parameters to ensure that the configuration is customised to your needs.