



General catalogue

2018-2019

INTERNATIONAL

niko
Illuminating ideas.

Let yourself be guided through the catalogue.

In this catalogue you will find an overview of our complete product range. At the end of each chapter, you will find all relevant wiring diagrams. A handy index at the back of the catalogue helps you find our products by way of their reference numbers. The quality marks of the products are listed at www.niko.eu. The information in this catalogue is subject to change.

On the back of this page you will find an **overview of our flush surround plates**. The overview continues on the last page of this catalogue.










































Product photography

Niko

Published by

Niko nv, Industriepark West 40
BE-9100 Sint-Niklaas

		Flush surround plates							Finishing set	
		Centre distance 60 mm vertical			Centre distance 71 mm horizontal/vertical					
									Ref. code	Description
		8.3 x 8.3 cm	8.3 x 14.3 cm	8.3 x 20.3 cm	8.3 x 15.4 cm	8.3 x 22.5 cm	8.3 x 29.6 cm	8.3 x 36.7 cm		
Niko Pure										
	stainless steel on anthracite	150-76100	150-76200	150-76300	150-76800	150-76700	150-76400	150-76005	122-xxxxx	anthracite
	stainless steel on white	250-76100	250-76200	250-76300	250-76800	250-76700	250-76400	250-76005	154-xxxxx	white coated
	natural soft grey	159-76100	159-76200	159-76300	159-76800	159-76700	/	/	122-xxxxx	anthracite
	natural red	152-76100	152-76200	152-76300	152-76800	152-76700	/	/	122-xxxxx	anthracite
	white steel	154-76100	154-76200	154-76300	154-76800	154-76700	154-76400	154-76005	154-xxxxx	white coated
	black steel	161-76100	161-76200	161-76300	161-76800	161-76700	161-76400	161-76005	161-xxxxx	black coated
	champagne steel	157-76100	157-76200	157-76300	157-76800	157-76700	157-76400	157-76005	157-xxxxx	champagne coated
	alu grey	155-76100	155-76200	155-76300	155-76800	155-76700	155-76400	155-76005	122-xxxxx	anthracite
	alu black	158-76100	158-76200	158-76300	158-76800	158-76700	158-76400	158-76005	154-xxxxx	white coated
	alu steel grey	220-76100	220-76200	220-76300	220-76800	220-76700	220-76400	220-76005	220-xxxxx	steel grey coated
	alu gold	221-76100	221-76200	221-76300	221-76800	221-76700	221-76400	221-76005	221-xxxxx	gold coated
	bamboo	156-76100	156-76200	156-76300	156-76800	156-76700	156-76400	156-76005	122-xxxxx	anthracite
	Bakelite® piano black	200-76100	200-76200	200-76300	200-76800	200-76700	/	/	200-xxxxx	Bakelite®-look piano black coated
	liquid snow white	241-76100	241-76200	241-76300	241-76800	241-76700	241-76400	241-76005	101-xxxxx	white
	dark bamboo on anthracite	256-76100	256-76200	256-76300	256-76800	256-76700	256-76400	256-76005	122-xxxxx	anthracite
	dark bamboo on gold	257-76100	257-76200	257-76300	257-76800	257-76700	257-76400	257-76005	221-xxxxx	gold coated
Pack (pieces)		10	5	1	5	1	1	1		

Flush surround plates								Finishing set	
Centre distance 60 mm vertical				Centre distance 71 mm horizontal/vertical					
								Ref. code	Description
8.5 x 8.5cm	8.5 x 14.5 cm	8.5 x 20.5 cm		8.5 x 15.6 cm	8.5 x 22.7 cm	8.5 x 29.8 cm	8.5 x 36.7 cm		
Niko Intense									
 white	120-76100	120-76200	120-76300	120-76800	120-76700	120-76400	120-76005	101-xxxxx	white
 sterling	121-76100	121-76200	121-76300	121-76800	121-76700	121-76400	121-76005	121-xxxxx	sterling
 anthracite	122-76100	122-76200	122-76300	122-76800	122-76700	122-76400	122-76005	122-xxxxx	anthracite
 bronze	123-76100	123-76200	123-76300	123-76800	123-76700	123-76400	123-76005	123-xxxxx	bronze
 dark brown	124-76100	124-76200	124-76300	124-76800	124-76700	124-76400	124-76005	124-xxxxx	dark brown
Pack (pieces)	10	5	5	5	5	1	1		
	8.3 x 8,3 cm	8.3 x 14.3 cm	8.3 x 20.3 cm	8.3 x 15.4 cm	8.3 x 22.5 cm	8.3 x 29.6 cm	8.3 x 36.7 cm		
Niko Original									
 cream	100-76100	100-76200	100-76300	100-76800	100-76700	100-76400	100-76005	100-xxxxx	cream
 white	101-76100	101-76200	101-76300	101-76800	101-76700	101-76400	101-76005	101-xxxxx	white
 light grey	102-76100	102-76200	102-76300	102-76800	102-76700	102-76400	102-76005	102-xxxxx	light grey
 greige*	104-76100	104-76200	104-76300	104-76800	104-76700	104-76400	104-76005	104-xxxxx	greige
Pack (pieces)	50	25	20	25	20	5	5		


* Exception: greige flush surround plates are packed per 5, the singles per 10.

Flush surround plates for specific applications

Flush surround plates with text field for easy labelling and identification.

Suitable for use in environments such as healthcare, retail, office buildings, hospitals etc.

Flush surround plates for an identification that is safe and cannot be lost

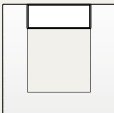


	Reference	Description	Center distance	Dimensions flush surround plate	Surface-mounting height	Packaging
	120-76101	single flush surround plate	/	85 x 85 mm	8.3 mm	50 pieces
	120-76801	double vertical flush surround plate	71 mm	156 x 85 mm	8.3 mm	25 pieces
	120-76802	double horizontal flush surround plate	71 mm	85 x 156 mm	8.3 mm	25 pieces
	120-76701	triple vertical flush surround plate	71 mm	227 x 85 mm	8.3 mm	20 pieces
	120-76702	triple horizontal flush surround plate	71 mm	85 x 227 mm	8.3 mm	20 pieces
	120-76401	4-fold vertical flush surround plate	71 mm	298 x 85 mm	8.3 mm	5 pieces
	120-76402	4-fold horizontal flush surround plate	71 mm	85 x 298 mm	8.3 mm	5 pieces

Accessories to be ordered separately:

- label holder 170-00090
- label paper 170-00091

Flush surround plates for use in trunking systems

Specially designed for cable trunking systems with a cover opening of 80 mm.

	Reference	Description	Center distance	Dimensions flush surround plate	Surface-mounting height	Packaging
	101-76101	single flush surround plate	/	80 x 80 mm	9.5 mm	50 pieces
	101-76801	double horizontal flush surround plate	71 mm	80 x 150 mm	9.5 mm	25 pieces

1 Flush surround plates**2 Niko Home Control**

- 2.01 Controls
- 2.02 Modules in the cabinet
- 2.03 Software and apps

3 Niko connected switch and wireless control

- 3.01 Niko connected switch
- 3.02 Wireless controls
- 3.03 Wireless functions
- 3.04 Accessories for wireless applications

4 Switching material and socket outlets

- | | |
|--|--------------------------------|
| 4.01 Flush-mounting switching material | 4.05 Orientation lighting |
| 4.02 Media network | 4.06 Niko surface-mounting kit |
| 4.03 Flush-mounting dimming | 4.07 Niko Hydro |
| 4.04 Wall-mounting detectors | 4.08 Trunking systems |

5 Detectors

- | | |
|--|------------------------------|
| 5.01 230 V outdoor detectors | 5.04 24 V detectors |
| 5.02 230 V ceiling presence detectors | 5.05 KNX |
| 5.03 Daylight control: DALI, On/Off and 1 – 10 V | 5.06 Wall-mounting detectors |

6 Lighting and control

- | | |
|------------------------------|---------------------------|
| 6.01 Flush-mounting dimming | 6.04 LED lighting |
| 6.02 Modular dimming | 6.05 Orientation lighting |
| 6.03 Wall-mounting detectors | 6.06 Transformers |

7 Access control

- | | |
|----------------------|------------------------------------|
| 7.01 Kits | 7.04 Installation tools |
| 7.02 Video solutions | 7.05 Bell push button and Semaphor |
| 7.03 Audio solutions | |

8 Index



Flush surround plates

Flush surround plates

Niko Pure

Do you love an **ultra-sleek design** in timeless materials? Then you will love the refined look of Niko Pure. A series made from special materials full of character and emotion such as bamboo, stainless steel, Bakelite and plexiglas. Your guarantee of an elegant and sustainable finish. Top design, made affordable.



stainless steel on anthracite



stainless steel on white



natural soft grey



natural red



bamboo



white steel



black steel



champagne steel



Bakelite® piano black



liquid snow white



alu grey



alu black



alu steel grey



alu gold

Niko Pure trend finishings



dark bamboo on anthracite



dark bamboo on gold



NIKO PURE WHITE STEEL

Niko Intense

For Niko Intense, the touch and feel takes centre stage. The range has a **minimalist design** with **soft lines**. These give the switch a wealth of character.




white



sterling



anthracite



bronze



dark brown

Niko Original

The range Niko Original is characterised by its **soft lines**. It is available in **mild colors** and is therefore discretely present in every interior design.



white



cream



light grey



greige



Ready to choose?

Download the Switch Niko app in the App Store or on Google Play.

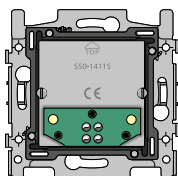
The contrasting Niko image is available on

www.niko.eu/switch-niko-app.





Niko Home Control




Simple wall-mounted printed circuit board with bridge

The wall-mounted printed circuit board enables you to connect a control to the installation. You mount the wall-mounted printed circuit board onto an existing flush-mounting box or on very uneven walls. Several wall-mounted printed circuit boards with bridge can be clicked together. The wall-mounted printed circuit board with bridge can be combined with all Niko flush-mounting mechanisms.

- double plug-in connector: possible connection of two wires per contact, each with a diameter of 0.5 to 1 mm
- mounting of push button: click mechanism
- wall mounting: screws or claws

COMPLETE UNIT

550-14115 Pieces: 6 Simple wall-mounted printed circuit board with bridge



Simple wall-mounted printed circuit board with connector

The wall-mounted printed circuit board enables you to connect a control to the installation. You mount the wall-mounted printed circuit board with double plug-in connector onto a simple standard flush-mounting box with screw connection. A set of claws is to be ordered separately for flush-mounting boxes without screw connection.

- double plug-in connector: possible connection of two wires per contact, each with a diameter of 0.5 to 1 mm
- mounting of push button: click mechanism
- wall mounting: screws or a set of claws

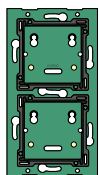
COMPLETE UNIT

550-14110 Pieces: 10 Simple wall-mounted printed circuit board with connector

ACCESSORIES



450-00067 Pieces: 20 Set of claws for wall-mounted printed circuit board



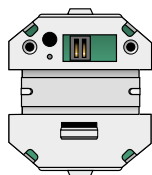
Multiple wall-mounted printed circuit board to be used with connection unit

You mount the multiple wall-mounted printed circuit board onto a simple standard flush-mounting box with screw connection. No additional flush-mounting boxes are required for the assembly of multiple flush surround plates. You can decide whether you prefer to work towards the bottom, top, left or right from the flush-mounting box, which allows you to add push buttons without the need for additional drilling or channelling work. A set of claws is to be ordered separately for flush-mounting boxes without screw connection. Note: Order always a connection unit with every multiple wall-mounted printed circuit board as this unit provides the connection between the multiple wall-mounted printed circuit boards and the installation.

- mounting of push button: click mechanism
- wall mounting: screws or a set of claws

WALL-MOUNTED PRINTED CIRCUIT BOARDS

550-14020	Pieces: 10	Double wall-mounted printed circuit board (centre distance 71 mm, horizontal)
550-14021	Pieces: 10	Double wall-mounted printed circuit board (centre distance 60 mm, vertical)
550-14027	Pieces: 10	Double wall-mounted printed circuit board (centre distance 71 mm, vertical)
550-14030	Pieces: 10	Three-fold wall-mounted printed circuit board (centre distance 71 mm, horizontal)
550-14031	Pieces: 10	Three-fold wall-mounted printed circuit board (centre distance 60 mm, vertical)
550-14037	Pieces: 10	Three-fold wall-mounted printed circuit board (centre distance 71 mm, vertical)
550-14040	Pieces: 10	Four-fold wall-mounted printed circuit board (centre distance 71 mm, horizontal)



Connection unit for multiple wall-mounted printed circuit board

The connection unit connects the installation to the multiple wall-mounted printed circuit board. The connection unit can be mounted into any position on the multiple wall-mounted printed circuit board. Note: Use a different set of claws.

- double plug-in connector: possible connection of two wires per contact, each with a diameter of 0.5 to 1 mm
- mounting on wall-mounted printed circuit board: two screws

COMPLETE UNIT

550-14090 Pieces: 6 Connection unit for multiple wall-mounted printed circuit board

ACCESSORIES








450-00068 Pieces: 20 Set of claws for connection unit

Single push button

The single push button includes one action button. This action button allows the resident to control a light point or a light circuit, brighten or dim a dimmable light point or activate a mood setting. You mount the push button to the wall-mounted printed circuit board via a click mechanism.



COMPLETE UNIT












		100-51001	Pieces: 6		101-51001	Pieces: 6		102-51001	Pieces: 6		
		104-51001	Pieces: 6			121-51001	Pieces: 6			122-51001	Pieces: 6
		123-51001	Pieces: 6			124-51001	Pieces: 6			154-51001	Pieces: 6
		157-51001	Pieces: 6			161-51001	Pieces: 6			200-51001	Pieces: 6
		220-51001	Pieces: 6			221-51001	Pieces: 6				

Single push button with led

The single push button includes one action button. This action button allows the resident to control a light point or a light circuit, brighten or dim a dimmable light point or activate a mood setting. The action button is equipped with an amber indication LED to indicate the status of the action. You mount the push button to the wall-mounted printed circuit board via a click mechanism.




COMPLETE UNIT










		100-52001	Pieces: 6		101-52001	Pieces: 6		102-52001	Pieces: 6		
		104-52001	Pieces: 6			121-52001	Pieces: 6			122-52001	Pieces: 6
		123-52001	Pieces: 6			124-52001	Pieces: 6			154-52001	Pieces: 6
		157-52001	Pieces: 6			161-52001	Pieces: 6			200-52001	Pieces: 6
		220-52001	Pieces: 6			221-52001	Pieces: 6				

Double push button

The double push button includes two action buttons. Each of these action buttons allows the resident to control a light point or a light circuit, brighten or dim a dimmable light point or activate a mood setting. You mount the push button to the wall-mounted printed circuit board via a click mechanism.



COMPLETE UNIT





		100-51002	Pieces: 6		101-51002	Pieces: 6		102-51002	Pieces: 6		
		104-51002	Pieces: 6			121-51002	Pieces: 6			122-51002	Pieces: 6
		123-51002	Pieces: 6			124-51002	Pieces: 6			154-51002	Pieces: 6
		157-51002	Pieces: 6			161-51002	Pieces: 6			200-51002	Pieces: 6
		220-51002	Pieces: 6			221-51002	Pieces: 6				


Double push button with leds

The double push button includes two action buttons. Each of these action buttons allows the resident to control a light point or a light circuit, brighten or dim a dimmable light point or activate a mood setting. Each action button is equipped with an amber indication LED to indicate the status of the action. You mount the push button to the wall-mounted printed circuit board via a click mechanism.



COMPLETE UNIT

		100-52002	Pieces: 6		101-52002	Pieces: 6		102-52002	Pieces: 6
		104-52002	Pieces: 6		121-52002	Pieces: 6		122-52002	Pieces: 6
		123-52002	Pieces: 6		124-52002	Pieces: 6		154-52002	Pieces: 6
		157-52002	Pieces: 6		161-52002	Pieces: 6		200-52002	Pieces: 6
		220-52002	Pieces: 6		221-52002	Pieces: 6			

















Four-fold push button

The four-fold push button includes four action buttons. Each of these action buttons allows the resident to control a light point or a light circuit, brighten or dim a dimmable light point or activate a mood setting. You mount the push button to the wall-mounted printed circuit board via a click mechanism.

COMPLETE UNIT



	100-51004	Pieces: 6		101-51004	Pieces: 6		102-51004	Pieces: 6
	104-51004	Pieces: 6		121-51004	Pieces: 6		122-51004	Pieces: 6
	123-51004	Pieces: 6		124-51004	Pieces: 6		154-51004	Pieces: 6
	157-51004	Pieces: 6		161-51004	Pieces: 6		200-51004	Pieces: 6
	220-51004	Pieces: 6		221-51004	Pieces: 6			

















Four-fold push button with leds

The four-fold push button includes four action buttons. Each of these action buttons allows the resident to control a light point or a light circuit, brighten or dim a dimmable light point or activate a mood setting. Each action button is equipped with an amber indication LED to indicate the status of the action. You mount the push button to the wall-mounted printed circuit board via a click mechanism.

COMPLETE UNIT



	100-52004	Pieces: 6		101-52004	Pieces: 6		102-52004	Pieces: 6
	104-52004	Pieces: 6		121-52004	Pieces: 6		122-52004	Pieces: 6
	123-52004	Pieces: 6		124-52004	Pieces: 6		154-52004	Pieces: 6
	157-52004	Pieces: 6		161-52004	Pieces: 6		200-52004	Pieces: 6
	220-52004	Pieces: 6		221-52004	Pieces: 6			

















Six-fold push button

The six-fold push button includes six action buttons. Each of these action buttons allows the resident to control a light point or a light circuit, brighten or dim a dimmable light point or activate a mood setting. You mount the push button to the wall-mounted printed circuit board via a click mechanism.

COMPLETE UNIT



	100-51006	Pieces: 6		101-51006	Pieces: 6		102-51006	Pieces: 6
	104-51006	Pieces: 6		121-51006	Pieces: 6		122-51006	Pieces: 6
	123-51006	Pieces: 6		124-51006	Pieces: 6		154-51006	Pieces: 6
	157-51006	Pieces: 6		161-51006	Pieces: 6		200-51006	Pieces: 6
	220-51006	Pieces: 6		221-51006	Pieces: 6			

















Six-fold push button with leds

The six-fold push button includes six action buttons. Each of these action buttons allows the resident to control a light point or a light circuit, brighten or dim a dimmable light point or activate a mood setting. Each action button is equipped with an amber indication LED to indicate the status of the action. You mount the push button to the wall-mounted printed circuit board via a click mechanism.

COMPLETE UNIT



	100-52006	Pieces: 6		101-52006	Pieces: 6		102-52006	Pieces: 6
	104-52006	Pieces: 6		121-52006	Pieces: 6		122-52006	Pieces: 6
	123-52006	Pieces: 6		124-52006	Pieces: 6		154-52006	Pieces: 6
	157-52006	Pieces: 6		161-52006	Pieces: 6		200-52006	Pieces: 6
	220-52006	Pieces: 6		221-52006	Pieces: 6			















Single dimming control

The single dimming control includes one group of three action buttons. They allow the resident to brighten or dim a light point or a group of light points. You mount the push button to the wall-mounted printed circuit board via a click mechanism.



COMPLETE UNIT



	100-51043	Pieces: 6		101-51043	Pieces: 6		102-51043	Pieces: 6
	104-51043	Pieces: 6		121-51043	Pieces: 6		122-51043	Pieces: 6
	123-51043	Pieces: 6		124-51043	Pieces: 6		154-51043	Pieces: 6
	157-51043	Pieces: 6		161-51043	Pieces: 6		200-51043	Pieces: 6
	220-51043	Pieces: 6		221-51043	Pieces: 6			















Single dimming control with leds

The single dimming control includes one group of three action buttons. They allow the resident to brighten or dim a light point or a group of light points. The dimming control is equipped with amber indication LEDs to indicate the status of the action. You mount the push button to the wall-mounted printed circuit board via a click mechanism.



COMPLETE UNIT



	100-52043	Pieces: 6		101-52043	Pieces: 6		102-52043	Pieces: 6
	104-52043	Pieces: 6		121-52043	Pieces: 6		122-52043	Pieces: 6
	123-52043	Pieces: 6		124-52043	Pieces: 6		154-52043	Pieces: 6
	157-52043	Pieces: 6		161-52043	Pieces: 6		200-52043	Pieces: 6
	220-52043	Pieces: 6		221-52043	Pieces: 6			















Double dimming control

The double dimming control includes two groups of three action buttons. They allow the resident to brighten or dim two light points or two groups of light points. You mount the push button to the wall-mounted printed circuit board via a click mechanism.



COMPLETE UNIT



	100-51046	Pieces: 6		101-51046	Pieces: 6		102-51046	Pieces: 6
	104-51046	Pieces: 6		121-51046	Pieces: 6		122-51046	Pieces: 6
	123-51046	Pieces: 6		124-51046	Pieces: 6		154-51046	Pieces: 6
	157-51046	Pieces: 6		161-51046	Pieces: 6		200-51046	Pieces: 6
	220-51046	Pieces: 6		221-51046	Pieces: 6			















Double dimming control with leds

The double dimming control includes two groups of three action buttons. They allow the resident to brighten or dim two light points or two groups of light points. The dimming control is equipped with amber indication LEDs to indicate the status of the action. You mount the push button to the wall-mounted printed circuit board via a click mechanism.



COMPLETE UNIT



	100-52046	Pieces: 6		101-52046	Pieces: 6		102-52046	Pieces: 6
	104-52046	Pieces: 6		121-52046	Pieces: 6		122-52046	Pieces: 6
	123-52046	Pieces: 6		124-52046	Pieces: 6		154-52046	Pieces: 6
	157-52046	Pieces: 6		161-52046	Pieces: 6		200-52046	Pieces: 6
	220-52046	Pieces: 6		221-52046	Pieces: 6			



Single motor control

The single motor control includes one group of three action buttons. They allow the resident to operate the motors of one group of roll-down shutters, sun blinds or venetian blinds. You mount the push button to the wall-mounted printed circuit board via a click mechanism.

COMPLETE UNIT



	100-51033	Pieces: 6		101-51033	Pieces: 6		102-51033	Pieces: 6
	104-51033	Pieces: 6		121-51033	Pieces: 6		122-51033	Pieces: 6
	123-51033	Pieces: 6		124-51033	Pieces: 6		154-51033	Pieces: 6
	157-51033	Pieces: 6		161-51033	Pieces: 6		200-51033	Pieces: 6
	220-51033	Pieces: 6		221-51033	Pieces: 6			




Single motor control with leds

The single motor control includes one group of three action buttons. They allow the resident to operate the motors of one group of roll-down shutters, sun blinds or venetian blinds. The motor control is equipped with amber indication LEDs to indicate the status of the action. You mount the push button to the wall-mounted printed circuit board via a click mechanism.

COMPLETE UNIT



	100-52033	Pieces: 6		101-52033	Pieces: 6		102-52033	Pieces: 6
	104-52033	Pieces: 6		121-52033	Pieces: 6		122-52033	Pieces: 6
	123-52033	Pieces: 6		124-52033	Pieces: 6		154-52033	Pieces: 6
	157-52033	Pieces: 6		161-52033	Pieces: 6		200-52033	Pieces: 6
	220-52033	Pieces: 6		221-52033	Pieces: 6			




Double motor control

The double motor control includes two groups of three action buttons. They allow the resident to operate the motors of two groups of roll-down shutters, sun blinds or venetian blinds. You mount the push button to the wall-mounted printed circuit board via a click mechanism.

COMPLETE UNIT



	100-51036	Pieces: 6		101-51036	Pieces: 6		102-51036	Pieces: 6
	104-51036	Pieces: 6		121-51036	Pieces: 6		122-51036	Pieces: 6
	123-51036	Pieces: 6		124-51036	Pieces: 6		154-51036	Pieces: 6
	157-51036	Pieces: 6		161-51036	Pieces: 6		200-51036	Pieces: 6
	220-51036	Pieces: 6		221-51036	Pieces: 6			



Double motor control with leds

The double motor control includes two groups of three action buttons. They allow the resident to operate the motors of two groups of roll-down shutters, sun blinds or venetian blinds. The motor control is equipped with amber indication LEDs to indicate the status of the action. You mount the push button to the wall-mounted printed circuit board via a click mechanism.

COMPLETE UNIT



	100-52036	Pieces: 6		101-52036	Pieces: 6		102-52036	Pieces: 6
	104-52036	Pieces: 6		121-52036	Pieces: 6		122-52036	Pieces: 6
	123-52036	Pieces: 6		124-52036	Pieces: 6		154-52036	Pieces: 6
	157-52036	Pieces: 6		161-52036	Pieces: 6		200-52036	Pieces: 6
	220-52036	Pieces: 6		221-52036	Pieces: 6			

Ventilation control with leds

The push button includes four action buttons: one for each setting of the central ventilation system (low, normal and high) and a boost mode button that activates the highest setting during a preset amount of time before returning to the previous setting. Each action button is equipped with an amber indication LED to indicate the status of the action. You mount the push button to the wall-mounted printed circuit board via a click mechanism.




COMPLETE UNIT

		100-52054	Pieces: 6		101-52054	Pieces: 6		102-52054	Pieces: 6
		104-52054	Pieces: 6		121-52054	Pieces: 6		122-52054	Pieces: 6
		123-52054	Pieces: 6		124-52054	Pieces: 6		154-52054	Pieces: 6
		157-52054	Pieces: 6		161-52054	Pieces: 6		200-52054	Pieces: 6
		220-52054	Pieces: 6		221-52054	Pieces: 6			

Push-button interface

The push-button interface converts the switching pulse of external push buttons (such as Niko Hydro) into a Niko Home Control bus command. The interface will be installed behind the push button. The bus can be interconnected to the next control element of the Niko Home Control installation. The push-button interface can be used outdoors, on condition that the splash proof Niko Hydro housing is provided.



- suitable for maximum four potential-free NO push buttons or NPN transistor outputs
- only connect to an SELV contact (safety extra-low voltage)
- maximum distance to the push button: 2 m
- resting potential: 26 Vdc (SELV)
- dimensions: 40 x 27 x 5 mm (HxWxD)
- CE marked
- ambient temperature: -25 - 55 °C

COMPLETE UNIT

550-20000	Pieces: 6	Push-button interface
------------------	-----------	-----------------------

Mood control

The mood control allows the resident to create different mood settings for different occasions. A mood setting is a combination of settings with regard to lighting, roll-down shutters, sun blinds, etc.

- recommended mounting height: 120 - 150 cm
- flush-mounting depth: 20 mm
- dimensions: 45 x 45 x 32 mm (HxWxD)
- resting potential: 26 Vdc (SELV, safety extra-low voltage)
- back-lit colour display with three buttons
- ambient temperature: 0 - 50 °C



COMPLETE UNIT

550-13040	Pieces: 6	For mounting with claws, centre distance 60 mm
550-13041	Pieces: 6	For mounting with screws, centre distance 71 mm
550-13042	Pieces: 6	For mounting with screws, centre distance 60 mm



Eco-display

The eco-display allows the resident to monitor the energy, gas and water consumption as well as the energy production (if applicable). It can also be used to activate the eco-function (all off) or the presence simulation. The eco-display shows information on the electricity, gas and water consumption as well as the electricity production. The type of information displayed will depend on the measuring modules you will install. The electricity measuring module measures the electricity consumption or electricity production. The pulse counter communicates the electricity, gas and water consumption. The current electricity consumption is expressed in W or kW, while gas and water consumption is expressed in m³. The consumption for that week expressed in EUR, GBP or SEK is displayed underneath. The end-user can press the eco-button to switch off all lights and connected circuits when leaving the house. He will immediately notice the reduction in consumption. The resident will activate the presence simulation by pressing the presence simulation button. This allows the resident to have the lights switch on at certain times and to create an extra feeling of safety while using the least amount of energy. The recommended location for mounting the eco-display is near the door used by the resident to leave the house.

This Niko Home Control eco-display was awarded the Red Dot Design Award 2011.

- recommended mounting height: 120 - 150 cm
- flush-mounting depth: 20 mm
- dimensions: 45 x 45 x 32 mm (HxWxD)
- resting potential: 26 Vdc (SELV, safety extra-low voltage)
- back-lit colour display with three buttons
- ambient temperature: 5 - 45 °C
- in conformity with IEC60730-2-9, EN 50491-5-2, EN 50491-2 and EN 50090-2-3

COMPLETE UNIT

550-13080	Pieces: 6	For mounting with claws, centre distance 60 mm
550-13081	Pieces: 6	For mounting with screws, centre distance 71 mm
550-13082	Pieces: 6	For mounting with screws, centre distance 60 mm



Thermostat

The thermostat can be installed in any room fitted with underfloor heating, a radiator, heating unit or cooling unit. It controls the heating or cooling for the room in which it is mounted. The thermostat is used in combination with the heating or cooling module. You can also connect this to a three-fold or six-fold switching module for switching electric heating in Niko Home Control 2.0. As Niko Home Control controls the heating or cooling in different rooms, the resident can considerably save energy by linking the thermostat, for example, to the eco-function (all-off) or calendar-based functions (contrary to maintaining a fixed temperature throughout when using thermostatic taps, for instance).

- recommended mounting height: 120 - 150 cm
- flush-mounting depth: 20 mm
- dimensions: 45 x 45 x 32 mm (HxWxD)
- resting potential: 26 Vdc (SELV, safety extra-low voltage)
- back-lit colour display with three buttons
- daily/weekly programmes
- 3 weekly programmes: two for the heating function and one for the cooling function
- 5 temperature settings: day, night, eco, off (frost-free) and cool
- temperature accuracy: 0.5 °C
- protection degree: IP20
- ambient temperature: 5 - 40 °C
- in conformity with IEC60730-2-9, EN 50491-5-2, EN 50491-2 and EN 50090-2-3

COMPLETE UNIT

550-13050	Pieces: 6	For mounting with claws, centre distance 60 mm
550-13051	Pieces: 6	For mounting with screws, centre distance 71 mm
550-13052	Pieces: 6	For mounting with screws, centre distance 60 mm

Touchscreen

This touchscreen allows you to conveniently operate the entire Niko Home Control installation from one central point: switching and dimming the lighting, controlling the temperature, moving roller blinds and sun blinds to the position of your choice, monitoring the energy consumption and the status of the installation ... Thanks to a built-in light sensor, the screen brightness adapts to the ambient light.



NEW

Thanks to the connection to the Niko Home Control external video unit, access control is also possible from now on. This way, you can answer incoming calls if you wish, and check missed calls. A feedback LED displays any missed calls, even when the device is in stand-by mode. Please note: we recommend providing at least one touchscreen on top of the smartphones and/or tablets, because a wired device is always more reliable than a mobile one.

This new touchscreen (550-20102) replaces touchscreen 2 (550-20101) completely. In existing Niko Home Control installations, it can replace as well as complement its predecessor. Its wired connection to the home network ensures a very reliable connection.

Only one flush-mounting box is needed to mount this touchscreen. You connect the touchscreen with one twisted pair cable (UTP, FTP or STP) to the Power over Ethernet power supply, which is available separately. Alternatively, you can also place a separate 24 V DC power supply in the cabinet. A total of ten touchscreens, smartphone or PC applications can be used per installation.

- power supply voltage: 24 V DC ($\pm 10\%$) (SVV, JYSTY, TPVF, UTP, etc.) or Power over Ethernet (PoE) (UTP, STP, FTP) (48 V DC)
- electricity consumption: 500 mA (24 V DC) or 250 mA (PoE 48 V DC)
- ambient temperature:
 - in operation: 0 - 40 °C
 - storage and transport: -10 - 65 °C
- Ethernet connection speed: 10 - 100 Mbit/s
- CE marked
- dimensions: 124 x 192 x 20 mm (HxWxD)
- screen size: 7"
- screen resolution: 1024 x 600
- weight: 570 g (excluding connectors and screws)

COMPLETE DEVICE

550-20102 Pieces: 1 Touchscreen

COMPLETE UNIT

550-00501 Pieces: 1 PoE power supply

COMPLETE UNIT

340-00050 Pieces: 6 Modular power supply 24 Vdc, 60 W



External video unit

This ultra-flat external video unit for flush mounting is finished with a black front plate made of anodised aluminium (3 mm thick). The device is equipped with a 130° HD colour camera and a Plexiglas name plate that can be engraved. The external video unit is supplied with a flush-mounting box. This unique lighting concept (patent pending) provides refined and homogeneous illumination of the engraved nameplate, guaranteeing good visibility in the dark. The touch button requires no maintenance and is extremely durable. Combined with the touchscreen as an internal video unit, access control can be integrated into a Niko Home Control installation via the external video unit. You can then use a smartphone or tablet as an additional external video unit if both the installation and the mobile device have an active Internet connection and the installation has been registered at mynikohomecontrol.niko.eu. Please note: we recommend providing at least one touchscreen on top of the smartphones and/or tablets because a wired device is always more reliable than a mobile one.

- power supply voltage: 48 Vdc \pm 10%
- power consumption: 5 W
- ambient temperature: -30 - 60 °C
- dimensions flush-mounting box: 239 x 89 x 47 mm (HxWxD)
- dimensions external unit: 256 x 110 mm (HxW)
- HD camera resolution: 720 horizontal TV lines
- camera angle: 130°
- light sensitivity: 1 lux
- mounting: flush-mounting
- protection degree: IP53
- CE marked

COMPLETE UNIT

NEW	550-22001	Pieces: 1	1 illuminated touch button
NEW	550-22002	Pieces: 1	2 illuminated touch buttons



COMPLETE UNIT


550-21004	Pieces: 12	4 touch buttons (not illuminated)
------------------	------------	-----------------------------------

COMPLETE UNIT

550-00501	Pieces: 1	PoE power supply
------------------	-----------	------------------

ACCESSORIES

	550-22091	Pieces: 1	Nameplate for the external video unit with one touch button
	550-22092	Pieces: 1	Nameplate for the external video unit with two touch buttons






Indoor motion detector

This motion detector is suitable for indoor use only. Niko Home Control supplies power to the motion detector. No additional power supply is required. To be used as a motion detector or as a motion detector in combination with a photo cell.

- resting potential: 26 Vdc (SELV, safety extra-low voltage)
- detection angle: 180° horizontal, 60° vertical
- detection range: 8 m (horizontal)
- recommended mounting height: 90 - 110 cm
- light sensitivity: 5 - 1200 lux
- switch-off delay: 10 s
- manual mode option
- ambient temperature: -5 - 45 °C
- CE marked

BASE

	550-20210	Pieces: 6	For claw fixing, centre distance 60 mm
	550-20211	Pieces: 6	For screw fixing, centre distance 71 mm)
	550-20212	Pieces: 6	For screw fixing, centre distance 60 mm

FINISHING SET

	100-55511	Pieces: 6	101-55511	Pieces: 6	102-55511	Pieces: 6
	104-55511	Pieces: 6		121-55511	Pieces: 6	
	123-55511	Pieces: 6		124-55511	Pieces: 6	
	157-55511	Pieces: 6		161-55511	Pieces: 6	
	220-55511	Pieces: 6		221-55511	Pieces: 6	
					200-55511	Pieces: 6

360° Mini detector for Niko Home Control

The mini detector detects movement and changes in light intensity. Using this information various Niko Home Control actions can be activated or deactivated. The product is suitable for ceiling mounting in suspended ceilings, both indoors and outdoors.

- dimensions: 13,3 x 36 mm (HxW), 62,6 x 36 mm (HxW) (incl. invisible part)
- idling voltage: 26 V DC (SELV, safety extra-low voltage)
- power consumption: 0,1 W / 5 mA (10 Niko Home Control points)
- detection angle: 360°
- detection range: circle, maximum 9,5 m at a height of 3 m (sensitivity set to high)
- connection: cable 50 cm, 2 x 0,5 mm² (featuring cord end terminals of 8,8 mm long and a diameter of 1 mm)
- mounting height: 2 - 3 m
- drill diameter: 30 mm
- light sensitivity: 2 – 25.000 lux
- switch-off delay: 1 - 60 min
- protection degree: IP65
- ambient temperature: -20 °C - 50 °C
- marking : CE marked



COMPLETE UNIT

550-20220 Pieces: 1 Complete unit

Outdoor motion detector (white)

This motion detector is suitable for use on driveways, on outdoor patios, in garden areas or in garages. The detector is equipped with an integrated light sensor. The sensor can be rotated horizontally within a 25° angle to modify the direction of detection. If you do not want the motion detector to detect any motion within a certain section of the detection area, you cover the sensor lens using the cover cap supplied. Niko Home Control supplies power to the motion detector. No additional power supply is required.



- resting potential: 26 Vdc (SELV, safety extra-low voltage)
- detection angle: 180°
- detection range: semi-circular, up to 14 m (at a height of 2.5 m)
- light sensitivity: 5 lux - infinite
- hysteresis on light sensitivity: +10%
- switch-off delay: 8 s - 30 min
- mounting height: 2.5 m
- cable inlet: 2 x 12.5 mm
- protection degree: IP54
- ambient temperature: -20 - 45 °C
- CE marked
- in conformity with EN60669-2-1

COMPLETE UNIT

550-20200 Pieces: 1 Complete unit

ACCESSORIES



390-20050 Pieces: 1 Ceiling mounting bracket

Outdoor motion detector (black)

This motion detector is suitable for use on driveways, on outdoor patios, in garden areas or in garages. The detector is equipped with an integrated light sensor. The sensor can be rotated horizontally within a 25° angle to modify the direction of detection. If you do not want the motion detector to detect any motion within a certain section of the detection area, you cover the sensor lens using the cover cap supplied. Niko Home Control supplies power to the motion detector. No additional power supply is required.



- resting potential: 26 Vdc (SELV, safety extra-low voltage)
- detection angle: 180°
- detection range: semi-circular, up to 11 m (at a height of 2.5 m)
- light sensitivity: 5 lux - infinite
- hysteresis on light sensitivity: +10%
- switch-off delay: 8 s - 30 min
- mounting height: 2.5 m
- cable inlet: 2 x 12.5 mm
- protection degree: IP54
- ambient temperature: -20 - 45 °C
- CE marked
- in conformity with EN60669-2-1

COMPLETE UNIT

550-20201 Pieces: 1 Complete unit

ACCESSOIRES



390-20150 Pieces: 10 Ceiling mounting bracket



Photo cell, IP54, variable light sensitivity

Photo cell for outdoor applications (IP54). To be used in combination with the analogue sensor module (550-00230). The photo cell has a variable light sensitivity between 3 and 300 lux, 30 and 3 Klux, 300 and 30 Klux or 600 and 60 Klux.

- power supply voltage: 24 Vdc \pm 10%
- output signal: 0 - 10 V
- light sensitivity: 3 - 300 lux, 30 - 3 Klux, 300 - 30 Klux or 600 - 60 Klux
- protection degree: IP54
- ambient temperature: -40 - 50 °C

COMPLETE UNIT

350-10012 Pieces: 10 Complete unit



Twilight switch, 24 V, one channel (4 A)

Twilight switch for outdoor wall mounting (IP54), suitable for switching outdoor lighting. To be used in combination with the digital potential-free sensor module (550-00210). Large sensor surface for accurate light measuring. In conformity with the European directive for EMC and safety EN60669-2-1.

- power supply voltage: 24 Vac/Vdc \pm 10%
- relay contact: NO (max. 4 A)
- incandescent lamps: 40 W
- hysteresis on light sensitivity: \pm 50%
- switch-off delay: \pm 1 min
- light sensitivity: 2 - 200 lux
- protection degree: IP54
- operating temperature: -50 - 50 °C
- dimensions: 102 x 73 x 39 mm (HxWxD)

COMPLETE UNIT

350-10032 Pieces: 5 Complete unit



Motion detector, 90°, 24 V DC, 0.5 - 22 m

Suitable for motion detection at an angle of 90° and over a distance of 0.5 to 15 m. To be used in combination with a daylight control module (360-35010) for lighting control. The use of the IP54 protection cap (390-20010) is obligatory for outdoor use. This protection cap needs to be ordered separately.

- power supply voltage: 24 V DC \pm 10 %
- dimensions (HxWxD): 67 x 52 x 34 mm
- power consumption: < 5 mA
- relay contact: on/off (NPN transistor)
- wire input: 2 x 2 x 0.6 mm²
- detection angle: 90°
- detection range: up to 22 m in diameter at a height of 3 m
- protection degree: IP20
- mounting height: max. 3 m
- ambient temperature: -20 - +50 °C
- mounting: surface-mounting

COMPLETE UNIT

350-30010 Pieces: 1 Complete unit

ACCESSORIES



390-20010 Pieces: 10 IP54 protection cap



390-20000 Pieces: 1 Vandalproof protection cap, wall mounting

Motion detector 90°, 24 V DC, 0.5 - 22 m, with potential-free contact

90° motion detector, 24 V, with a potential-free contact for mounting on walls and ceilings. The detector is durable, functional and compact. The motion detector has a built-in walking test and adjustable sensitivity (5 levels) and can be combined with Niko Home Control. To be used in combination with the digital potential-free sensor module (550-00210). For use in small offices, storage areas, corridors, conference rooms ... The motion detector is suitable for the control of HVAC, ventilation, building management systems, Niko Home Control ... The switch-off delay of the potential-free relay and the sensitivity of the detector can be set on the device. Also suitable for outdoor applications. In this case a protective cover (to be ordered separately) is used to make the motion detector splashproof (protection degree IP54).



NEW

- power supply voltage: 24 V DC \pm 10 %
- dimensions (HxWxD): 67 x 52 x 34 mm
- relay contact: reed relay, NO. (max. 48 V / 0.2 A), potential-free
- minimum power consumption: 4 mA (when idle)
- maximum power consumption: 18 mA
- detection angle: 90°
- protection degree: IP20
- mounting height: 2 - 3 m
- detection range: up to 22 m
- switch-off delay: 2 sec, 30 sec or 30 min
- ambient temperature: -20 °C - +50 °C
- mounting: surface-mounting

COMPLETE UNIT

350-41279 Pieces: 1 Complete unit

ACCESSORIES

390-20010 Pieces: 10 IP54 protection cap



390-20000 Pieces: 1 Vandalproof protection cap, wall mounting

Motion detector 360°, 24 V, with potential-free contact, for surface mounting

The motion detector has a limited diameter (80 mm) and thickness (3 cm) and an adjustable sensitivity (4 levels). For use in small offices, storage areas, corridors, conference rooms, ... The detector is suitable for the control of HVAC, ventilation, building management systems, Niko Home Control .. To be used in combination with the digital potential-free sensor module (550-00210). It is possible to set both the switch-off delay of the potential-free relay and the sensitivity of the detector on the device using the DIP switches.



NEW

- power supply voltage: 24 V AC/V DC \pm 10 %
- relay contact: reed relay, NO. (max 48 V / 0.2 A), potential-free
- minimum power consumption: 4 mA (when idle at 24 V DC)
- maximum power consumption: 20 mA (at 24 V AC)
- detection angle: 360°
- detection range: 12 m maximum diameter
- switch-off delay: 30 sec – 60 min
- protection degree: IP20
- mounting height: 2.5 - 4 m
- ambient temperature: -5 °C - +50 °C
- mounting: surface mounting

COMPLETE UNIT

350-41549 Pieces: 1 Complete unit



NEW

Connected controller

Connected controller

The connected controller is the central module of every Niko Home Control installation. It covers all basic functions on which a Niko Home Control installation is built. The basic functions include:

- The intelligence directing the logic to the installation. Through the configuration software, the logic is saved locally on the controller.
- The power supply module providing an input voltage of 26 V to the bus, the cabinet modules and the controls. Depending on the size of the installation, separate power supply modules can be added.
- The connection to Niko Home Control IP devices such as touchscreens and external video units. A built-in router allows the user to connect up to 3 devices directly to the controller. With an extra switch, this number can be increased.
- The connection to the internet. This enables the user to control the installation both indoors and outdoors (via mobile networks such as 3G, 4G, GPRS or WiFi hotspot) using mobile devices (smartphones and tablets with iOS or Android).

The module has a TEST button to verify the proper functioning and status of all other modules. The SERVICE button allows you to perform waiting Niko upgrades.

Each installation must consist of one connected controller.

After registration on <https://mynikohomecontrol.niko.eu>, your installation is connected, enabling control through the app via your smartphone and tablet, and you can enjoy the Niko services for upgrade or diagnosis of the installation.

- Equipped with a permanent memory where the programming is stored
- PC programming can always be downloaded from the controller
- dimensions: DIN 6E
- sliding contact to connect the module to the following DIN rail module
- input voltage: 230 Vac \pm 10%, 50 Hz
- output voltage: 26 Vdc, 400 mA (SELV, safety extra-low voltage)
- 1 RJ45 port for connection to the home network and/or internet
- 3 RJ45 ports for the Niko Home Control network (connection touchscreens, external video units or Ethernet switch which groups them)
- 4 plug-in terminals at the top to connect the module with the rail coupler on the next DIN rail
- 4 plug-in terminals at the bottom of the module to be provided with 230 Vac power supply voltage and daisy-chained if necessary
- CE marked
- ambient temperature: 0 - 45 °C
- protected against short-circuit, over voltage and overheating

COMPLETE UNIT

550-00003 Pieces: 1 Connected controller



Power supply

The power supply, in combination with the connected controller, provides an extra input voltage of 26 V to the bus, modules and controls. An extra power supply is only necessary in installations for which the power of the built-in power supply of the connected controller is insufficient. Up to 2 extra power supplies can be connected to installations with a connected controller. The MASTER button is not used, as the built-in power supply of the connected controller is always the master. For more information on the required number of power supplies, you can consult the installation manual.

- dimensions: DIN 4E
- sliding contact to connect the module to the following module on the DIN rail
- 4 connection terminals at the top to connect the power supply with the rail coupler on the next DIN rail
- CE marked
- ambient temperature: 0 - 45 °C
- short circuit, over voltage, faulty connection and overheating protection

COMPLETE UNIT

550-00010 Pieces: 6 Power supply

Rail coupler

This module is always mounted first on the left at the start of a new row of DIN rail modules that doesn't contain a connected controller or power supply. Interconnect the power supply and bus through the contacts at the top and bottom.

- dimensions: DIN 2U
- sliding contact to connect the module to the following module on the DIN rail
- 2 x 4 screw terminals for 3 x 1.5 mm² or 2 x 2.5 mm² or 1 x 4 mm²
- CE marked
- ambient temperature: 0 - 45 °C



COMPLETE UNIT

550-00020 Pieces: 10 Rail coupler

Switching module (3x)

The three-fold switching module is suitable for switching a maximum of three different switching circuits, e.g. light points or socket outlets. The module allows you to interconnect one neutral conductor to maintain neat cabling in the cabinet. The module includes three indication LEDs and one status LED. Bistable relays ensure low energy consumption.

- switch only one phase per switching module on the DIN rail
- maximum load: 230 V – 16 A per switching contact
- maximum load for the entire module: 230 V – 40 A
- 3 independent switching circuits possible on the same phase
- dimensions: DIN 2U
- sliding contact to connect the module to the following module
- 2 x 4 screw terminals for 3 x 1.5 mm² or 2 x 2.5 mm² or 1 x 4 mm²
- CE marked
- ambient temperature: 0 - 45 °C



COMPLETE UNIT

550-00103 Pieces: 10 Switching module (3x)

Switching module (6x)

The six-fold switching module is suitable for switching a maximum of six different switching circuits, e.g. light points or socket outlets. The module allows you to interconnect two neutral conductors to maintain neat cabling in the cabinet. The module includes six indication LEDs and one status LED. Bistable relays ensure low energy consumption.

- switch only one phase per switching module on the DIN rail
- maximum load: 230 V – 16 A per switching contact
- maximum load for the entire module: 230 V – 32 A
- 2 groups with 3 switching contacts each
- dimensions: DIN 4U
- sliding contact to connect the module to the following module
- 2 x 8 screw terminals for 3 x 1.5 mm² or 2 x 2.5 mm² or 1 x 4 mm²
- CE marked
- ambient temperature: 0 - 45 °C



COMPLETE UNIT

550-00106 Pieces: 6 Switching module (6x)



Universal dim module (2 x 400 W)

The universal dim module is a DIN module with two channels for dimming light circuits. This module is suitable for incandescent lamps, 230 V halogen lamps, 12 V halogen lamps with a ferromagnetic or electronic transformer, dimmable LED lamps (max. 10) and dimmable economy lamps CFLi (max. 10). The minimum light intensity and the type of lighting you wish to dim can be manually adjusted. The modules can be placed alongside each other without additional derating.

- input voltage: 230 Vac \pm 10%, 50 Hz
- ambient temperature: 0 - 45 °C
- for use in an environment with non-condensing atmospheric humidity (30% - 70%)
- dimming capacity per channel: 5 - 400 VA (at 45 °C) or 5 - 500 VA (at 35 °C)
- minimum light intensity and phase control or reverse phase control can be adjusted manually
- connect maximum 10 CFLi lamps or dimmable LED lamps
- 2 x 4 screw terminals for 3 x 1.5 mm² or 2 x 2.5 mm² or 1 x 4 mm²
- sliding contact to connect the module to the following module on the DIN rail
- in conformity with EN60669-2-1
- short-circuit and overheating protection
- CE marked
- dimensions: DIN 4U

COMPLETE UNIT

550-00340 Pieces: 6 Universal dim module (2x400 W)



Motor module

The motor module can operate up to three applications that are motor-controlled, such as roll-down shutters, sun blinds and venetian blinds. The module allows you to interconnect two neutral conductors to maintain neat cabling in the cabinet. The module includes six indication LEDs and one status LED. Bistable relays ensure low energy consumption. The run time can be adjusted via the programming software (5 s to 4 min, adjustable per second).

- switch only one phase per motor module
- switching delay: 0.5 s
- maximum number of motors allowed: 3
- maximum load: 230 V – 6 A per switching contact
- dimensions: DIN 4U
- sliding contact to connect the module to the following module
- on the DIN rail
- 2 x 8 screw terminals for 3 x 1.5 mm² or 2 x 2.5 mm² or 1 x 4 mm²
- CE marked
- ambient temperature: 0 - 45 °C

COMPLETE UNIT

550-00130 Pieces: 6 Motor module

Electricity measuring module (1 channel)

This module allows the resident to measure the consumption or the production on one switching circuit or phase. The module is suitable for measuring the total consumption or total production in homes connected to a single-phase supply network. You attach the accompanying current clamp by clipping it around the conductor of the circuit or phase to be measured (measurement of current) and you use the connection terminals to establish a connection with the circuit or phase to be measured (measurement of voltage). By measuring both current and voltage, you obtain accurate measurements. The consumption and, if necessary, also the production will appear on the eco-display. Using the touchscreen or control app, residents can easily monitor their consumption or production and detect deviations. The module is provided with one indication LED and one status LED.



- measurement range with the current clamp supplied: 5 - 14490 W, 22 mA – 63 A
- measurement range with current clamp 550-00809: 90 - 27600 W, 400 mA – 120 A
- input voltage: 230 Vac
- 1 current clamp (included)
- accuracy: IEC62053-21 class 1 (R), class 2 (L)
- single-phase connection: 230 Vac, 50 Hz
- maximum cable thickness for the current clamp supplied: 1 x 10 mm² or 6 x 2.5 mm² or 9 x 1.5 mm²
- maximum cable thickness for current clamp 550-00809: 4 x 10 mm² or 12 x 2.5 mm² or 20 x 1.5 mm²
- length of the connector cable at the current clamp: 100 cm
- not suitable for measuring direct current components
- measuring data for informative purposes only, not valid for invoicing
- 4 screw terminals to measure the voltage of the connected switching circuit
- 2 screw terminals to connect the current clamp supplied
- sliding contact to connect the module to the following module on the DIN rail
- dimensions: DIN 2U
- CE marked
- ambient temperature: 0 - 45 °C

COMPLETE UNIT

550-00801 Pieces: 6 Electricity measuring module (1 channel), current clamp 63 A included

ACCESSORIES



550-00809 Pieces: 1 Current clamp 120 A



Electricity measuring module (3 channels)

This module allows the resident to measure the consumption or the production on several switching circuits or phases. The module is suitable for measuring the total consumption or total production in homes connected to a single-phase supply network, a three-phase supply network 3N 400 Vac or a three-phase supply network 3 x 230 Vac (if this network can be divided into three single-phase circuits). The resident can also measure part of the installation, e.g. the production of photovoltaic solar panels, the consumption of some circuits (such as the upper floor of a house) or a specific device (heavy electricity user). You attach the three accompanying current clamps by clipping it around the conductors of the circuits or phases to be measured (measurement of current) and you use the connection terminals to establish a connection with the circuits or phases to be measured (measurement of voltage). By measuring both current and voltage, you obtain accurate measurements. The consumption and, if necessary, also the production will appear on the eco-display. Using the touchscreen or control app, residents can easily monitor their consumption or production and detect deviations. The module is provided with one indication LED and one status LED.

- measurement range with the current clamps supplied: 5 - 14490 W, 22 mA – 63 A
- measurement range with current clamp 550-00809: 90 - 27600 W, 400 mA – 120 A
- maximum measurement range for the total measuring module: 32768 W
- input voltage: 230 Vac
- 3 current clamps (included)
- accuracy: IEC62053-21 class 1 (R), class 2 (L)
- connection:
 - three-phase: 3N 400 Vac, 50 Hz
 - single-phase: three switching circuits of 230 Vac, 50 Hz
- maximum cable thickness for the current clamps supplied: 1 x 10 mm² or 6 x 2.5 mm² or 9 x 1.5 mm²
- maximum cable thickness for current clamp 550-00809: 4 x 10 mm² or 12 x 2.5 mm² or 20 x 1.5 mm²
- length of the connector cable at each current clamp: 100 cm
- not suitable for measuring direct current components
- measuring data for informative purposes only, not valid for invoicing
- 3 x 2 screw terminals to measure the voltage of the connected switching circuits
- 3 x 2 screw terminals to connect the current clamps supplied
- sliding contact to connect the module to the following module on the DIN rail
- dimensions: DIN 4U
- CE marked
- ambient temperature: 0 - 45 °C

COMPLETE UNIT

550-00803 Pieces: 10 Electricity measuring module (3 channels), 3 current clamps 63 A included

ACCESSORIES



550-00809 Pieces: 1 Current clamp 120 A



Pulse counter

The pulse counter allows you to monitor gas, water and electricity consumption or electricity production. The module has three pulse inputs and can be connected to up to three meters. You connect the module to the pulse output of a gas, water or electricity meter. Only one gas meter and one water meter can be connected to each installation. The scale factor of the pulses (e.g. 1 pulse = 10 litres) and the meter type (gas, water or electricity) can be selected via the programming software. The consumption and, if necessary, also the production will appear on the eco-display. Using the touchscreen or control app, residents can easily monitor their consumption or production and detect deviations. The module is provided with one indication LED and one status LED.

For a newly constructed dwelling, you can ask the building supervisor to request a gas or water meter with pulse output from the energy supplier.

- maximum pulse frequency per input: 10 Hz
- minimum pulse duration: 30 ms
- only for meters with a pulse output isolated from the mains in accordance with SELV (safety extra-low voltage) requirements
- measuring data for informative purposes only, not valid for invoicing
- 4 screw terminals for 3 x 1.5 mm² or 2 x 2.5 mm² or 1 x 4 mm²
- sliding contact to connect the module to the following module on the DIN rail
- dimensions: DIN 2U
- CE marked
- ambient temperature: 0 - 45 °C

COMPLETE UNIT

550-00250 Pieces: 10 Pulse counter

Heating or cooling module

The heating or cooling module controls the heating or cooling in maximum four zones or rooms. Each zone or room should be equipped with a Niko Home Control thermostat. The module has four outputs to control zone valves (e.g. zone valves at 230 Vac or 24 Vdc) or circulation pumps in four zones or rooms, and one output to set the heating or cooling system to the day or night mode (depending on the heating or cooling request of one of the zones or rooms). Most boilers or cooling units are fitted with an input contact (e.g. a telephone or boiler contact) for this purpose. The module is provided with five indication LEDs and one status LED. Bistable relays ensure low energy consumption. You contact the HVAC installer to have the heating or cooling system fitted with zone valves (e.g. zone valves at 230 Vac or 24 Vdc on the heating collector or radiator) or tunable circulation pumps and to verify the contact of the heating or cooling unit to which the system should be connected.



- maximum current per module: 16 A
- screw terminals for controlling 4 zone valves or circulation pumps at 230 Vac or 24 Vdc (do not mix per module)
- 2 x 7 screw terminals for 3 x 1.5 mm² or 2 x 2.5 mm² or 1 x 4 mm²
- dimensions: DIN 4E
- sliding contact to connect the module to the following module on the DIN rail
- CE marked
- ambient temperature: 0 - 45 °C

COMPLETE UNIT

550-00150 Pieces: 6 Heating or cooling module

Ventilation module

The ventilation module controls the central ventilation system via the Niko Home Control installation. The module is suitable for use with whole house ventilation systems (mechanical extract ventilation or mechanical supply and extract ventilation with heat recovery). You connect the ventilation system to this module, instead of connecting it to the three- or four-way switch supplied with the system. The programming software allows you to select when and for how long the ventilation should remain activated for each setting, i.e. low (eco), normal or high. The resident can considerably save energy while maintaining optimum air quality by incorporating the ventilation control in the eco-function (all off) or calendar-based functions, for instance. The module includes three indication LEDs and one status LED. Bistable relays ensure low energy consumption.



- suitable for the two-wire or three-wire control of a ventilation unit
- switch only one phase per ventilation module
- maximum load: 230 Vac – 16 A per channel
- screw terminals to control 3 settings: low (eco), normal or high
- 2 x 4 screw terminals for 3 x 1.5 mm² or 2 x 2.5 mm² or 1 x 4 mm²
- dimensions: DIN 2U
- sliding contact to connect the module to the following module on the DIN rail
- CE marked
- ambient temperature: 0 - 45 °C

COMPLETE UNIT

550-00140 Pieces: 10 Ventilation module

Analogue control module 0-10 V

Up to three high-power dimmers can be connected to the Niko Home Control installation using the analogue control module 0-10 V. Useful Niko reference codes: 05-711, 05-715, 65-410, 65-412, 65-416 and 330-00701.

- 3 outputs: 0 - 10 V (FELV, functional extra-low voltage), voltage-controlled (U)
- maximum distance between dimmers and module: 50 m
- maximum load: 10 mA per channel
- short-circuit protection per channel
- 4 screw terminals for 3 x 1.5 mm² or 2 x 2.5 mm² or 1 x 4 mm²
- dimensions: DIN 2U
- sliding contact to connect the module to the following module on the DIN rail
- ambient temperature: 0 - 45 °C
- CE marked



COMPLETE UNIT

550-00240 Pieces: 10 Analogue control module 0-10 V



Analogue control module 1-10 V

Up to three dimmers and/or switching devices can be connected to the Niko Home Control installation using the analogue control module 1-10 V:

- dimmers with an analogue input of 1-10 V for dimming monochrome LEDs.
- electronic control gear for fluorescent lights.
- high-power dimmers with an analogue input of 1-10 V.

Useful Niko reference codes: 05-715, 65-410, 65-412, 65-416, 340-00028, 340-00029 and 330-00701.

- 3 outputs: 1 - 10 V (FELV, functional extra-low voltage), current-controlled (I)
- option of connecting 3 individual phases
- maximum distance between dimmers and module: 50 m
- maximum load: 20 mA per channel, protected from 50 mA per channel and maximum 11 V
- galvanic isolation when connecting the power circuit (6 A per channel)
- 2 x 6 screw terminals for 3 x 1.5 mm² or 2 x 2.5 mm² or 1 x 4 mm²
- dimensions: DIN 4U
- sliding contact to connect the module to the following module on the DIN rail
- ambient temperature: 0 - 45 °C
- CE marked

COMPLETE UNIT

550-00241 Pieces: 6 Analogue control module 1-10 V



Digital potential-free sensor module

The digital potential-free sensor module allows you to connect maximum three sensors equipped with an NO contact or an NPN transistor output to the Niko Home Control installation. The connected sensors should be suitable for applications with safety extra-low voltage (SELV). Typical applications include twilight switches, smoke detectors, motion detectors, door communication systems or contacts used in locks, telephone interfaces and alarm installations.

- maximum distance between sensors and sensor module: 50 m
- 4 screw terminals for 3 x 1.5 mm² or 2 x 2.5 mm² or 1 x 4 mm²
- dimensions: DIN 2U
- sliding contact to connect the module to the following module
- on the DIN rail
- ambient temperature: 0 - 45 °C
- CE marked

COMPLETE UNIT

550-00210 Pieces: 10 Digital potential-free sensor module



Analogue sensor module

The analogue sensor module allows you to connect three external analogue sensors with an output of 0-10 V to the Niko Home Control installation. These sensors must be suitable for applications with a safety extra-low voltage (SELV), such as sensors for measuring sunlight, wind, rain, CO₂, humidity, or temperature. In function of the values measured, applications such as sun blinds, roll-down shutters, and lights can be operated automatically.

- a maximum of 10 analogue sensor modules per installation
- maximum distance between sensors and sensor module: 100 m
- 4 screw terminals for 3 x 1.5 mm² or 2 x 2.5 mm² or 1 x 4 mm²
- dimensions: DIN 2U
- sliding contact to connect the module to the following module on the DIN rail
- ambient temperature: 0 - 45 °C
- CE marked

COMPLETE UNIT

550-00230 Pieces: 10 Analogue sensor module

RF interface Easywave

This RF interface Easywave allows you to use the Niko wireless controls that operate according to the Easywave protocol (except for remote control 05-312) in the Niko Home Control installation. This module can receive radio signals (Easywave), which allows for the use of these controls:

- where this would not normally be possible, e.g. on glass or concrete surfaces.
- for the renovation of heritage-listed buildings.
- for expansions of existing installations where drilling or channelling work is not permitted.
- in office areas with movable partition walls.
- when complex cabling is to be avoided.

- one RF interface Easywave per installation
- use with the external antenna supplied
- position the antenna on a metal surface of at least 15 x 15 cm
- reception range: \pm 30 m indoors, 100 m in open spaces
- dimensions: DIN 2U
- sliding contact to connect the module to the following module on the DIN rail
- ambient temperature: 0 - 45 °C
- CE marked



COMPLETE UNIT

550-00610 Pieces: 6 RF interface Easywave

Nikobus interface

The Nikobus interface allows you to expand the Nikobus installation by adding functions of the Niko Home Control installation. Note that programming via PC must be enabled within the Nikobus installation, i.e. at least PC Link, PC Logic or a feedback module is required.

This module is only suited for use in a Niko Home Control I installation.

- connection of Nikobus to two screw terminals (B1 and B2)
- dimensions: DIN 2U
- sliding contact to connect the module to the following module on the DIN rail
- 2 screw terminals for 3 x 1.5 mm² or 2 x 2.5 mm² or 1 x 4 mm²
- CE marked
- in conformity with EN60669-2-1
- ambient temperature: 0 - 45 °C
- short-circuit and overheating protection



COMPLETE UNIT

550-00505 Pieces: 10 Nikobus interface



NEW

Programming software Niko Home Control II

You programme the installation with the programming software. The new software is even more user-friendly, intuitive and structured very visually. The software can be downloaded for free from www.niko.eu. The software is available for Windows and Mac.

NIKO HOME CONTROL II PROGRAMMING SOFTWARE

550-99102	Pieces: 1	Programming software for Windows
550-99202	Pieces: 1	Programming software for Mac



NEW

Control app for smartphone or tablet

With this app you can use your smartphone or tablet (tablet version available from Q2 2018) indoors and outdoors as the central control of your Niko Home Control II installation. Install this app on an iPhone, iPad or Android smartphone or tablet. Your connected controller and mobile device must both be connected to the internet (via WiFi, 3G, 4G, GPRS) to use the app. You can control all the functionality of your Niko Home Control installation through a modern and user-friendly interface. You can use the app for switching lighting and socket outlets, dimming lighting, controlling roller shutters and sun blinds as well as for activating atmospheres and switching your heating and ventilation. The app also informs you about your home's electricity, gas and water consumption. This app also allows you to answer calls from your external video unit when you're not home. You can see the visitor, talk to them and open your door remotely if necessary. We recommend providing at least one touchscreen on top of the smartphones and/or tablets because a wired device is always more reliable than a mobile one in access control installations. You can download the app for free from the app store.

NIKO HOME CONTROL II CONTROL APP

550-92102	Pieces: 1	Niko Home Control II control app for iOS
550-92202	Pieces: 1	Niko Home Control II control app for Android





Niko connected switch and wireless control


NEW

Starter kit with gateway for UTP connection and smart switch with feedback LED

This starter kit contains a gateway and a single smart switch in the Niko Intense White colour (for claw fixing).

Thanks to this gateway, it is possible to control all the wireless switches in an installation with an app for smartphone, tablet, smartwatch, or via a web page. In this way, the customer can securely control the installation via a mobile network such as 4G, 3G, GPRS or a WiFi hotspot.

The starter kit can be extended, according to your needs, with other Niko wireless switches and receivers that function according to the Easywave protocol. Thanks to these receivers, it is possible to switch lights on/off and dim lights, control shutters and sun blinds, or switch on devices connected with a socket outlet. The switches, receivers and gateway can be up to 30 m away from each other.

Installation in just 4 steps:

1. Programme the wireless switches on the receiver in dual-button mode (Mode 1)
2. Connect the gateway to the home network's router
3. Create an account at myconnectedswitch.niko.eu and follow the wizard to adopt the buttons
4. Download the Niko connected switch app in the App Store or Google Play and link it to the new account

Gateway:

- installation: can be positioned horizontally, or mounted vertically on the wall
- fitted with a LED indicating the correct functioning of the device
- dimensions (HxWxD): 125 x 125 x 32 mm
- maximum consumption: 1.5 W
- input voltage: 5 V via power adapter
- RJ45 port, 100 Mbit WAN port
- Ethernet cable supplied
- ambient temperature: 0 - 35 °C
- protection degree: IP20

Smart switch:

- base for flush-mounting: flush-mounting depth 29.5 mm

- communication protocol: Easywave 868.3 MHz
- weight: 100 g
- dimensions (HxWxD): 70 x 70 x 42 mm
- input voltage: 230 V 50 Hz (N, L)
- standby consumption: 0.38 W
- ambient temperature: 0 - 40 °C
- protection degree: IP20
- marking: CE marked
- maximum load incandescent lamps: 2,300 W
- maximum load 230 V LED lamps and economy lamps (CFLi): 100 W
- maximum load fluorescent lamps: 600 W
- maximum load low voltage halogen lamps: 600 VA

COMPLETE DEVICE

410-20000 Pieces: 1 Gateway + smart switch with screw terminals and claw fixing

Gateway with UTP connection for wireless products

The gateway is the link between your wireless components. It enables you to communicate via internet using the mobile application or via the web portal. This makes it possible to remotely control your Easywave devices. This gateway makes a secure connection with the internet via a UTP connection in the home network.

- installation: can be positioned horizontally, or mounted vertically on the wall
- Fitted with a green LED indicating the correct functioning of the device
- dimensions: 125 x 125 x 32 mm (HxWxD)
- maximum consumption: 2.5 W
- input voltage: 5 V via power adapter
- RJ45 port, 100 Mbit WAN port
- Ethernet cable supplied
- Ambient temperature: 0 - 45 °C
- Protection degree: IP20



NEW

COMPLETE DEVICE

410-01001 Pieces: 1 Compete unit

Gateway with WiFi connection for wireless products

The gateway is the link between your wireless components. It enables you to communicate via internet using the mobile application or via the web portal. This makes it possible to remotely control your Easywave devices. This gateway makes a secure connection with the internet via the WiFi home network.

- installation: can be positioned horizontally, or mounted vertically on the wall
- Fitted with a green LED indicating the correct functioning of the device
- dimensions: 111 x 111 x 111 (HxWxD)
- maximum consumption: 2.5 W
- input voltage: 5 V via power adapter
- WiFi protocol 2.4Ghz
- Ambient temperature: 0 - 45 °C
- Protection degree: IP20



NEW

COMPLETE DEVICE

410-01002 Pieces: 1 Compete unit



NEW

Smart single switch with push button and RF extensions, 10 A

The smart switch has a switching contact to switch lighting on and off. It has a transmitter and receiver operating according to the Easywave protocol. If desired, extra controls can be added. These could be both classic wired push buttons and wireless controls according to the Easywave protocol. By doing so, it can effortlessly replace any traditional single, multiway, or intermediate switching. This makes the smart switch especially suitable for renovation projects or listed building interiors in which drilling or channelling work should be avoided. Please note, the only condition for the use of the smart switch is the presence of the neutral conductor in the flush-mounting box where the smart switch will be placed.

Besides being able to switch its own contact, the smart switch is also able to switch other receivers operating according to the Easywave protocol. This function can also be incorporated in a mood setting/preset. In doing so, you can switch all lighting included in the mood setting/preset with one push of the button. It is fitted with a feedback LED of which the behaviour can be adapted to the needs of the user. In combination with the Niko connected switch gateway, this switch can also be controlled using your smartphone, smartwatch or via the web portal.

- base for flush-mounting: flush-mounting depth 29.5 mm
- communication protocol: Easywave 868.3 MHz
- weight: 100 g
- dimensions (HxWxD): 70 x 70 x 42 mm
- input voltage: 230 V 50 Hz (N, L)
- standby consumption: 0.38 W
- ambient temperature: 0 - 35 °C
- protection degree: IP20
- marking: CE marked
- maximum load incandescent lamps: 2,300 W
- maximum load 230 V LED lamps and economy lamps (CFLi): 100 W
- maximum load fluorescent lamps: 600 W
- maximum load low voltage halogen lamps: 600 VA

BASE



410-00100

Pieces: 6

With screw terminals and claw fixing

FINISHING SET WITH LENS



	100-32002	Pieces: 10		101-32002	Pieces: 10		102-32002	Pieces: 10
	104-32002	Pieces: 10		121-32002	Pieces: 10		122-32002	Pieces: 10
	123-32002	Pieces: 10		124-32002	Pieces: 10		154-32002	Pieces: 10
	157-32002	Pieces: 10		161-32002	Pieces: 10		200-32002	Pieces: 10
	220-32002	Pieces: 10		221-32002	Pieces: 10			

FINISHING SET



	100-31002	Pieces: 10		101-31002	Pieces: 10		102-31002	Pieces: 10
	104-31002	Pieces: 10		121-31002	Pieces: 10		122-31002	Pieces: 10
	123-31002	Pieces: 10		124-31002	Pieces: 10		154-31002	Pieces: 10
	157-31002	Pieces: 10		161-31002	Pieces: 10		200-31002	Pieces: 10
	220-31002	Pieces: 10		221-31002	Pieces: 10			

Smart double switch with push button and RF extensions, 2 x 10 A

The smart switch has two switching contacts of 10 A each (in total max 16 A) to switch lighting on and off. It has a transmitter and receiver operating according to the Easywave protocol. If desired, extra controls can be added. These could be both classic wired push buttons and wireless controls according to the Easywave protocol. By doing so, it can effortlessly replace any traditional single, multiway, or intermediate switching. This makes the smart switch especially suitable for renovation projects or listed building interiors in which drilling or channelling work should be avoided. Please note, the only condition for the use of the smart switch is the presence of the neutral conductor in the flush-mounting box where the smart switch will be placed.

Besides being able to switch its own contact, the smart switch is also able to switch other receivers operating according to the Easywave protocol.

This function can also be incorporated in a mood setting/preset. In doing so, you can switch all lighting included in the mood setting/preset with one push of the button. It is fitted with a feedback LED of which the behaviour can be adapted to the needs of the user.

In combination with the Niko connected switch gateway, this switch can also be controlled using your smartphone, smartwatch or via the web portal.



- base for flush-mounting: flush-mounting depth 29.5 mm
- communication protocol: Easywave 868.3 MHz
- weight: 100 g
- dimensions (HxWxD): 70 x 70 x 42 mm
- input voltage: 230 V 50 Hz (N, L)
- standby consumption: 0.38 W
- ambient temperature: 0 - 35 °C
- protection degree: IP20
- marking: CE marked
- maximum load incandescent lamps: 2,300 W (per contact)
- maximum load 230 V LED lamps and economy lamps (CFLi): 100 W (per contact)
- maximum load fluorescent lamps: 600 W (per contact)
- maximum load low voltage halogen lamps: 600 VA (per contact)

BASE



410-00200 Pieces: 6 With screw terminals and claw fixing



410-00210 Pieces: 6 For screw fixing

FINISHING SET WITH LENS



	100-32004	Pieces: 10		101-32004	Pieces: 10		102-32004	Pieces: 10
	104-32004	Pieces: 10		121-32004	Pieces: 10		122-32004	Pieces: 10
	123-32004	Pieces: 10		124-32004	Pieces: 10		154-32004	Pieces: 10
	157-32004	Pieces: 10		161-32004	Pieces: 10		200-32004	Pieces: 10
	220-32004	Pieces: 10		221-32004	Pieces: 10			

FINISHING SET



	100-31004	Pieces: 10		101-31004	Pieces: 10		102-31004	Pieces: 10
	104-31004	Pieces: 10		121-31004	Pieces: 10		122-31004	Pieces: 10
	123-31004	Pieces: 10		124-31004	Pieces: 10		154-31004	Pieces: 10
	157-31004	Pieces: 10		161-31004	Pieces: 10		200-31004	Pieces: 10
	220-31004	Pieces: 10		221-31004	Pieces: 10			



Smart universal push-button dimmer with RF transmitter and receiver, 3-200 W, 2-wire

The smart dimmer is suitable for dimming resistive, inductive and capacitive loads as well as dimming dimmable halogen and LED lamps. It has a transmitter and receiver operating according to the Easywave protocol.

If desired, extra controls can be added. These could be both wired push buttons and wireless controls according to the Easywave protocol. The smart dimmer is connected with a 2-wire system and does not need a neutral conductor. By doing so, it can effortlessly replace an existing single, multiway, or intermediate switching.

It is highly suitable for the expansion of existing electrical installations where drilling or channelling work is not permitted or to avoid complicated cabling.

The smart dimmer can not only dim its own load but can also control other dim receivers which operate according to the Easywave protocol. It can also be incorporated in a mood setting which can be activated via a wireless control.

The dimmer has a feedback LED of which the operation can be set.

In combination with a Niko connected switch gateway (410-0100x), this dimmer can also be controlled with the Niko connected switch app on your smartphone, smartwatch or via the web portal.

Available as from early 2018

- communication protocol: Easywave 868.3 MHz
- dimensions: 70 x 70 x 42 mm (HxWxD)
- flush-mounting depth: 29.5 mm
- protection degree: IP41.
- input voltage: 230 Vac \pm 10 %, 50 Hz (L,L')
- for use with or without light value memory
- for use with several control points, use N.O. push buttons, also when replacing single-pole, two-way or intermediate switches
- incandescent lamps and 230 V halogen lamps: 3 - 200 W
- dimmable LED lamps: 3 - 200 W (max. 10)
- ferromagnetic, toroidal and electronic transformer: 20 - 200 W
- overload protection with automatic reset function
- electronic short-circuit protection
- PLC interference suppression
- own power consumption: 0.38 W
- connection terminals: 2 x 2.5 mm²
- ambient temperature: 0 - 35 °C
- Marking: CE marked

BASE



410-00400 Pieces: 1 With screw terminals and claw fixing



410-00410 Pieces: 1 For screw fixing

FINISHING SET WITH LENS




	100-32002	Pieces: 10		101-32002	Pieces: 10		102-32002	Pieces: 10
	104-32002	Pieces: 10		121-32002	Pieces: 10		122-32002	Pieces: 10
	123-32002	Pieces: 10		124-32002	Pieces: 10		154-32002	Pieces: 10
	157-32002	Pieces: 10		161-32002	Pieces: 10		200-32002	Pieces: 10
	220-32002	Pieces: 10		221-32002	Pieces: 10			

FINISHING SET



	100-31002	Pieces: 10		101-31002	Pieces: 10		102-31002	Pieces: 10
	104-31002	Pieces: 10		121-31002	Pieces: 10		122-31002	Pieces: 10
	123-31002	Pieces: 10		124-31002	Pieces: 10		154-31002	Pieces: 10
	157-31002	Pieces: 10		161-31002	Pieces: 10		200-31002	Pieces: 10
	220-31002	Pieces: 10		221-31002	Pieces: 10			



Double wireless push button

This wireless switch with two buttons can be used by a smart switch or a wireless receiver. It can be used as one dual-button control (upper=on, lower=off), or as two one-button controls (toggle on/off or pulse). The switch can also be used in the Niko Home Control installation in combination with the Niko Home Control RF interface Easywave.

In combination with the Niko connected switch gateway, only dual-button control is used.

- power supply: battery (supplied), type CR2430 (option) with a metal base on a standard flush-mounting box
- transmission range: \pm 30 m indoors, 100 m in open spaces
- mounting: with the supplied screws or adhesive strips or
- communication protocol: Easywave

BASE



410-00001 Pieces: 6 With plastic mounting frame and battery

ACCESSORIES



450-00067 Pieces: 20 Set of claws for wall-mounted printed circuit board

BASE FOR MOUNTING ON THE FLUSH-MOUNTING BOX

















NEW

410-00022 Pieces: 6 For screw fixing (transmission range \pm 25 m indoors)















SIMPLE KEY



	100-00001	Pieces: 10		101-00001	Pieces: 10		102-00001	Pieces: 10
	104-00001	Pieces: 10		121-00001	Pieces: 10		122-00001	Pieces: 10
	123-00001	Pieces: 10		124-00001	Pieces: 10		154-00001	Pieces: 10
	157-00001	Pieces: 10		161-00001	Pieces: 10		200-00001	Pieces: 10
	220-00001	Pieces: 10		221-00001	Pieces: 10			















SIMPLE KEY WITH I AND O



	100-00002	Pieces: 10		101-00002	Pieces: 10		102-00002	Pieces: 10
	104-00002	Pieces: 10		121-00002	Pieces: 10		122-00002	Pieces: 10
	123-00002	Pieces: 10		124-00002	Pieces: 10		154-00002	Pieces: 10
	157-00002	Pieces: 10		161-00002	Pieces: 10		200-00002	Pieces: 10
	220-00002	Pieces: 10		221-00002	Pieces: 10			















SIMPLE KEY WITH 'UP' AND 'DOWN'



	100-00004	Pieces: 10		101-00004	Pieces: 10		102-00004	Pieces: 10
	104-00004	Pieces: 10		121-00004	Pieces: 10		122-00004	Pieces: 10
	123-00004	Pieces: 10		124-00004	Pieces: 10		154-00004	Pieces: 10
	157-00004	Pieces: 10		161-00004	Pieces: 10		200-00004	Pieces: 10
	220-00004	Pieces: 10		221-00004	Pieces: 10			

SIMPLE KEY WITH TEXT FIELD



	100-00006	Pieces: 10		101-00006	Pieces: 10		102-00006	Pieces: 10
	104-00006	Pieces: 10		121-00006	Pieces: 10		122-00006	Pieces: 10
	123-00006	Pieces: 10		124-00006	Pieces: 10		154-00006	Pieces: 10
	157-00006	Pieces: 10		161-00006	Pieces: 10		200-00006	Pieces: 10
	220-00006	Pieces: 10		221-00006	Pieces: 10			

Wireless switch with four buttons

This wireless switch with four buttons can be used by a smart switch or a wireless receiver. It can be used as a two dual-button controls (upper: on, lower off) or as four one-button controls (toggle on/off or pulse). The switch can also be used in the Niko Home Control installation in combination with the Niko Home Control RF interface Easywave.



In combination with the Niko connected switch gateway, only dual-button control is used.

- power supply: battery (supplied), type CR2430
- transmission range: ± 30 m indoors, 100 m in open spaces
- mounting: with the supplied screws or adhesive strips or
- (option) with a metal base on a standard flush-mounting box
- communication protocol: Easywave

BASE



410-00002 Pieces: 6 With plastic mounting frame and battery

ACCESSORIES



450-00067 Pieces: 20 Set of claws for wall-mounted printed circuit board

BASE FOR MOUNTING ON THE FLUSH-MOUNTING BOX

















NEW

410-00022 Pieces: 6 For screw fixing (transmission range ± 25 m indoors)















DOUBLE KEY



	100-00007	Pieces: 10		101-00007	Pieces: 10		102-00007	Pieces: 10
	104-00007	Pieces: 10		121-00007	Pieces: 10		122-00007	Pieces: 10
	123-00007	Pieces: 10		124-00007	Pieces: 10		154-00007	Pieces: 10
	157-00007	Pieces: 10		161-00007	Pieces: 10		200-00007	Pieces: 10
	220-00007	Pieces: 10		221-00007	Pieces: 10			















DOUBLE KEY WITH I AND O



	100-00008	Pieces: 10		101-00008	Pieces: 10		102-00008	Pieces: 10
	104-00008	Pieces: 10		121-00008	Pieces: 10		122-00008	Pieces: 10
	123-00008	Pieces: 10		124-00008	Pieces: 10		154-00008	Pieces: 10
	157-00008	Pieces: 10		161-00008	Pieces: 10		200-00008	Pieces: 10
	220-00008	Pieces: 10		221-00008	Pieces: 10			

DOUBLE KEY WITH 'UP' AND 'DOWN'



	100-00010	Pieces: 10		101-00010	Pieces: 10		102-00010	Pieces: 10
	104-00010	Pieces: 10		121-00010	Pieces: 10		122-00010	Pieces: 10
	123-00010	Pieces: 10		124-00010	Pieces: 10		154-00010	Pieces: 10
	157-00010	Pieces: 10		161-00010	Pieces: 10		200-00010	Pieces: 10
	220-00010	Pieces: 10		221-00010	Pieces: 10			

DOUBLE KEY WITH LABEL



	100-00012	Pieces: 10		101-00012	Pieces: 10		102-00012	Pieces: 10
	104-00012	Pieces: 10		121-00012	Pieces: 10		122-00012	Pieces: 10
	123-00012	Pieces: 10		124-00012	Pieces: 10		154-00012	Pieces: 10
	157-00012	Pieces: 10		161-00012	Pieces: 10		200-00012	Pieces: 10
	220-00012	Pieces: 10		221-00012	Pieces: 10			

DOUBLE KEY WITH VENTILATOR INDICATION 0 UP TO AND INCL. 3



	100-00013	Pieces: 10		101-00013	Pieces: 10		102-00013	Pieces: 10
	104-00013	Pieces: 10		121-00013	Pieces: 10		122-00013	Pieces: 10
	123-00013	Pieces: 10		124-00013	Pieces: 10		154-00013	Pieces: 10
	157-00013	Pieces: 10		161-00013	Pieces: 10		200-00013	Pieces: 10
	220-00013	Pieces: 10		221-00013	Pieces: 10			

**Wireless mini hand-held transmitter with 1 channel and 1 control button**

This hand-held transmitter has one control button and can be used in combination with every Niko receiver. One function can be assigned to the control button. Visual check of the control via a LED. For use in a residential environment. Battery supplied.

In combination with the Niko Home Control RF interface, the hand-held transmitter can also be used in Niko Home Control installations.

In combination with the Niko connected switch gateway, the transmitter can be used to send notifications.

- power supply: battery (supplied), type CR2032
- transmission range: ± 30 m indoors, 100 m in open spaces
- dimensions: 56 x 36 x 16 mm (HxWxD)
- weight: ± 21 g (including battery)
- communication protocol: Easywave

COMPLETE UNIT

05-311 Pieces: 10 Complete unit

**Wireless mini hand-held transmitter with 1 channel and 4 control buttons**

This hand-held transmitter has four independent control buttons and can be used in combination with all Niko receivers. A different function can be assigned to every control button. Visual feedback of the control via an LED. Battery supplied. The hand-held transmitter can also be used in the Niko Home Control installation in combination with the Niko Home Control RF interface Easywave.

In combination with the Niko Home Control RF interface, the hand-held transmitter can also be used in Niko Home Control installations.

In combination with the Niko connected switch gateway, only dual-button control is used (upper: on, lower off, left on, right off).

- power supply: battery (supplied), type CR2032
- transmission range: ± 30 m indoors, 100 m in open spaces
- dimensions: 62 x 37 x 11 mm (HxWxD)
- weight: ± 28 g (including battery)
- communication protocol: Easywave

COMPLETE UNIT

05-317 Pieces: 10 Complete unit

**Wireless hand-held transmitter with 4 channels and 13 control buttons**

With this hand-held transmitter, you control a maximum of 52 circuits, independent of one another, but dependent on the receiver settings. You use the hand-held transmitter for 1-key, 2-key and 4-key functions. The operation status and channel selection is indicated with LEDs.

In combination with the “Niko connected switch” gateway only dual-button control is used.

- power supply voltage: 2 x CR2032 batteries (supplied)
- transmission range: approximately 30 meters indoors, 100 meters in open spaces
- dimensions: W61xH151xD21 mm.
- communication protocol: Easywave

COMPLETE UNIT

05-312 Pieces: 1 Complete unit

Wireless hand-held transmitter with 5 channels and 3 control buttons

This hand-held transmitter controls a maximum of 15 circuits independently (depending on the settings of the receivers) and can be used for one-, two- or four-button functions. Visual feedback of the channel selection and control via LEDs.

The hand-held transmitter can also be used in the Niko Home Control installation in combination with the Niko Home Control RF interface Easywave.



In combination with the Niko connected switch gateway, the transmitter can be used to send alarms.

In combination with the Niko connected switch gateway, only dual-button control is used (upper: on, lower off).

- dimensions: 108 x 38 x 14 mm (HxWxD)
- communication protocol: Easywave
- power supply: battery (supplied), type CR2032

COMPLETE UNIT

05-318 Pieces: 1 Complete unit

Wireless mini transmitter interface

The wireless transmitter interface for push buttons or switches converts the push-button or switching contacts into a wireless telegram:

- When connecting up to four push buttons: the wireless telegram is being sent as long as the push button is pressed (max. 10 s).
- When connecting up to two switches: the wireless telegram will be sent as soon as the contact is closed. When the contact is opened, a new telegram is sent. Any programming can be assigned when closing or opening the contact.



The transmitter interface can also be used in the Niko Home Control installation in combination with the Niko Home Control RF interface Easywave.

In combination with the Niko Home Control RF interface, the hand-held transmitter can also be used in Niko Home Control installations.

In combination with the Niko connected switch gateway, only dual-button control is used.

- power supply: 3 V battery, type CR2032 (supplied)
- communication protocol: Easywave
- dimensions: 30 x 28 x 9 mm (HxWxD)

COMPLETE UNIT

05-315 Pieces: 10 Complete unit

Wireless two-channel transmitter with Easywave protocol

The wireless two-channel transmitter is suitable for flush mounting and may only be used to control wireless receivers. By using this two-channel transmitter, you can expand the switching function of existing switches or push buttons via a receiver. The two-channel transmitter checks whether a switch/push button is live and transmits the corresponding code (A, B, C or D) to the wireless receiver, which in turn switches the consumer.



In combination with the gateway, only dual-button control is used.

- dimensions: 25 x 48 x 48 mm (HxWxD)
- maximum power consumption: 0.42 W
- weight: 32 g
- transmission range: \pm 30 m indoors, 100 m in open spaces
- frequency: 868.3 MHz
- protection degree: IP20
- power supply voltage: 230 V, 50 Hz
- operating temperature: -20 – +60 °C

COMPLETE DEVICE

410-00362 Pieces: 1 Complete unit



Wireless window or door contact

The wireless window or door contact (transmitter) is used to control wireless receivers. The magnetic contact transmits the status of objects via wireless signals to a wireless receiver. If the window or door is opened or closed, an Easywave code is transmitted, and the connected, wireless receiver switches, depending on the set operating mode. A battery, mounting bracket with magnet, and a mounting set are included.

In combination with the Niko connected switch gateway, the window or door contact can be used to send notifications.

- dimensions of contact: 12 x 65 x 28 (HxWxD)
- dimensions of magnet: 18 x 18 x 13 (HxWxD)
- weight of contact: 20.6 g
- weight of magnet: 2.2 g
- frequency: 868.3 MHz
- power supply: 3 V battery, type CR2032 (supplied)
- power consumption: 1.6 μ A
- transmission range: \pm 30 m indoor, 100 m in open spaces
- protection degree: IP54
- operating temperature: -20 – +60 °C
- quality mark: CE marked in compliance with EN 60669-2-1
- communication protocol: Easywave

COMPLETE UNIT

05-363 Pieces: 1 Complete unit



Modular wireless one-channel receiver

The one-channel receiver for DIN rail mounting is provided with one potential-free two-way contact (10 A/230 V) and a connector for the external antenna (05-309). Wireless transmitters can be connected to this receiver. The receiver can only be connected to one phase. The two-way contact cannot be used for safety extra-low voltage (SELV) circuits. The modular dimmers 05-703, 05-704, 05-715 and 05-728 can be controlled. All dimmers have to be supplied at the same phase.

In combination with the Niko connected switch gateway, only dual-button control is used.

- five modes for the on/off function
- one- or two-button control
- switching time: 0 – 3 s
- switch-off delay: 0 s – 120 min
- dimensions: DIN 4U
- weight: 261 g
- communication protocol: Easywave

COMPLETE UNIT

05-351 Pieces: 6 Complete unit



Modular wireless two-channel receiver

The two-channel receiver for DIN rail mounting is provided with two potential-free two-way contacts (10 A/230 V) that are independently programmable, and a connector for the external antenna (05-309). Wireless transmitters can be connected to this receiver. If the receiver is used as a roll-down shutter or ventilation control, there are five specific modes for setting the roll-down shutter functions (open, stop and close) or the different ventilation speeds. The receiver can only be connected to one phase. The two-way contacts cannot be used for safety extra-low voltage (SELV) circuits. The modular dimmers 05-715 and 05-728 can be controlled. All dimmers have to be supplied at the same phase.

In combination with the Niko connected switch gateway, only dual-button control is used.

- five modes for the on/off function
- one-, two- or four-button control (depending on the mode)
- switching time: 0 – 3 s
- switch-off delay: 0 s – 120 min
- dimensions: DIN 4U
- weight: 343 g
- communication protocol: Easywave

COMPLETE UNIT

05-352 Pieces: 6 Complete unit



Modular wireless dimmer, 750 VA

The wireless dimmer for DIN rail mounting is suitable for a selection of dimmable LEDs, 230 V incandescent lamps, 230 V halogen lamps and all types of low-voltage halogen lamps. Automatic selection of the dimming principle. Control by a wired push-button or wireless transmitters. Up to 30 controls. Use with or without memory function. Additional memory for saving one atmosphere. Indication LEDs for the operation and feedback on errors. In compliance with the European directives for EMC and safety EN60669-2-1.

In combination with the Niko connected switch gateway, the push-button contacts cannot be used and only dual-button control is used.

- five control modes
- single- or dual-button control
- switching time: 0 – 3 s
- switch-off delay: 0 s – 3 min
- power supply voltage: 230 Vac \pm 10%, 50 Hz \pm 1 Hz
- overload protection with automatic reset function
- PLC filter for interference via the mains
- dimensions (2 DIN rail modules): 90 x 35 x 66 mm (HxWxD)
- weight: \pm 144 g
- ambient temperature: 35 °C
- ferromagnetic & toroidal core transformer: 60-750 VA
- electronic transformer: 60-750 VA
- incandescent lamps & halogen lamps: 60-750 W
- compatible dimmable LED lamps:
 - Sylvania ToLEDo GLS DIM
 - V3 1521LM 827 E27 SL 10 W (min 2, max 8)
 - V2 806LM 827 E27 SL 9.5 W (max 10)
 - 1055LM 827 B22 SL 12.5 W (max 10)
 - Philips MASTER LEDspotLV
 - D 7-35 W 840 MR16 24D (max 8)



COMPLETE UNIT



05-353 Pieces: 10 Complete unit

Modular wireless dim receiver

The dim receiver for DIN rail mounting is provided with two channels and a connector for the external antenna (05-309). Wireless transmitters can be connected to this receiver. Each channel consists of an NO contact (4 A/230 V) and a control output 1-10 V (45 mA). Electronic ballasts or dimmers (05-715, 65-410) can be directly controlled with a current signal 1-10 V in accordance with the EN60929 standard. In addition to the conventional dimming from 0 to 100%, it is also possible to activate a preset dimming level or an atmosphere.



In combination with the Niko connected switch gateway, only dual-button control is used.

- nine programming modes
- one-, two- or four-button control (depending on the mode)
- switching time: 0 – 3 s
- switch-off delay: 0 s – 120 min
- dimensions: DIN 4U
- weight: 282 g
- communication protocol: Easywave

COMPLETE UNIT

05-350 Pieces: 6 Complete unit

Modular and wireless electricity measuring module, 1 channel, 63 A

The measuring module is used to measure the electricity consumption or production up to 63 A. It can be used as a central meter in a single-phase installation. In case production is present in the installation, it is able to measure when energy will be sent back to the grid.

It is also possible to measure multiple circuits as long as they are connected to the same phase.

It can buffer 15 minute values for consumption during 25 hours and also measure the live consumption or the live production.

Attach the accompanying current clamp by clipping it around the conductor of the circuit or phase to be measured (measuring current) and use the connection terminals to establish a connection with the circuit or phase to be measured (measuring voltage). By measuring both electrical current and voltage, the measurements will be accurate.

The module is provided with onestatus LED.

The measuring module uses the Niko RF protocol (Radio Frequency 868 Mhz) to transmit its measured values wirelessly to the Niko connected switch gateway (410-0100x) and transmits its measured values.



NEW

- number of DIN units: 2 TE
- dimensions: 90 x 35.5 x 66 mm (HxWxD)
- current clamp connection cable length: 100 cm
- frequency: 868.15 MHz, 868.45 MHz, 868.86 MHz, 869.05 MHz
- measuring range: 5 – 14490 W, 22 mA – 63 A, single-phase
- accuracy: IEC62053-21 class 1 (R), class 2 (L)
- protection degree: IP20
- maximum radio frequency power: 5 dBm
- power supply voltage: 230 Vac \pm 10 %, 50 Hz
- own power consumption: 0.27 W
- ambient temperature: 0-45 °C
- min. Load: 3 W
- max. wire diameter per connection terminal: 2 x 2.5 mm²
- marking and standards: CE marked, EN 60669-2-1
- not suited to measuring direct current components
- measuring data only for information purposes, not valid for invoicing

COMPLETE DEVICE

440-01063 Pieces: 1

ACCESSORIES

05-309 Pieces: 5 External antenna with connector



Wireless two-channel receiver, IP66, for surface mounting

The two-channel receiver for surface mounting is provided with two switching contacts (10 A/230 V) (two-way contact and single-pole contact) and two push-button inputs. The receiver can be controlled without any wiring or via local push buttons. If the receiver is used as a roll-down shutter or ventilation control, there are five specific modes for setting the roll-down shutter functions (open, stop and close) or the different ventilation speeds. When used as a motor control, both contacts are used for one motor. The receiver can only be connected to one phase. The switching contacts cannot be used for safety extra-low voltage (SELV) circuits.

In combination with the Niko connected switch gateway, the push-button contacts cannot be used and only dual-button control is used.

- five modes for the on/off function (separately adjustable per output)
- switching time: 0 – 3 s
- switch-off delay: 0 s – 120 min
- dimensions: 56 x 94 x 180 mm (HxWxL)
- weight: 645 g
- protection degree: IP66 (protected against dust and powerful water jets)
- communication protocol: Easywave

COMPLETE UNIT

05-336 Pieces: 1 Complete unit



Wireless two-channel receiver, 12-24 VAC or VDC, for surface mounting

The two-channel receiver for surface mounting has four operating modes. Wireless transmitters can be connected to this receiver. An external pulse push button can also be connected per channel. The receiver can only be used for switching low-voltage loads. Possible applications: two-button control (on/off functions), push-button functions (on for as long the push button is pressed), pulse function (1 s) or two-button control (roll-down shutters/venetian blinds). The roll-down shutter/venetian blind function can only be supplied with direct current (dc).

In combination with the Niko connected switch gateway, the push-button contacts cannot be used and only dual-button control is used.

- dimensions: 35 x 63 x 70 mm (HxWxL) (without antenna)
- power supply voltage: 12 – 24 Vac or Vdc
- maximum contact load:
- ac: 24 V, 1 A (24 VA)
- dc: 30 V, 1 A (30 W)
- communication protocol: Easywave

COMPLETE UNIT

05-335 Pieces: 6 Complete unit



One channel flush mounting wireless receiver single pole

This mini receiver equipped with a single-pole switching contact (10 A/230 Vac) is used to switch the lighting. The receiver operates both with wall transmitters and hand-held transmitters in a one- or two-button mode. Its limited dimensions make it perfectly suitable for flush mounting.

In combination with the “Niko connected switch” gateway only dual-button control is used.

- three modes for the on/off function
- dimensions: 29 x 49 x 70 mm (HxWxL)
- weight: 53 g
- communication protocol: Easywave

COMPLETE UNIT

05-331 Pieces: 10 Complete unit

FINISHING SET



	100-77001	Pieces: 10		101-77001	Pieces: 10		102-77001	Pieces: 10
	104-77001	Pieces: 10		121-77001	Pieces: 10		122-77001	Pieces: 10
	123-77001	Pieces: 10		124-77001	Pieces: 10		154-77001	Pieces: 10
	157-77001	Pieces: 10		161-77001	Pieces: 10		200-77001	Pieces: 10
	220-77001	Pieces: 10		221-77001	Pieces: 10			

Wireless receiver for motor control, for flush mounting

This mini receiver with switching contact (4 A/230 V AC) is used to control roll-down shutters or venetian/vertical blinds. The receiver can be operated by both partition and hand-held transmitters in a dual-button mode for the roll-down shutter functions (open, stop and close) or in a dual-button mode for the rotation of the vertical blinds. The operating time is 150 s. Thanks to its limited dimensions, it is easily flush mounted.



In combination with the Niko connected switch gateway, only dual-button control is used.















- dimensions: 70 x 49 x 29 mm (HxWxD)
- weight: 76 g
- communication protocol: Easywave

COMPLETE UNIT

05-333 Pieces: 10 Complete unit

FINISHING SET



	100-77001	Pieces: 10		101-77001	Pieces: 10		102-77001	Pieces: 10
	104-77001	Pieces: 10		121-77001	Pieces: 10		122-77001	Pieces: 10
	123-77001	Pieces: 10		124-77001	Pieces: 10		154-77001	Pieces: 10
	157-77001	Pieces: 10		161-77001	Pieces: 10		200-77001	Pieces: 10
	220-77001	Pieces: 10		221-77001	Pieces: 10			

One channel flush mounting wireless receiver single pole potential free

This mini receiver is provided with a single-pole, potential-free switching contact (6 A) and has a specific pulse mode for controlling a bell, dimmer, motor ... Wireless transmitters can be connected to this receiver. Its limited dimensions make it perfectly suitable for flush mounting.



In combination with the "Niko connected switch" gateway only dual-button control is used.



- three modes for the on/off function
- dimensions: 29 x 49 x 70 mm (HxWxL)
- weight: 53 g
- communication protocol: Easywave

COMPLETE UNIT

05-332 Pieces: 10 Compete unit

FINISHING SET



	100-77001	Pieces: 10		101-77001	Pieces: 10		102-77001	Pieces: 10
	104-77001	Pieces: 10		121-77001	Pieces: 10		122-77001	Pieces: 10
	123-77001	Pieces: 10		124-77001	Pieces: 10		154-77001	Pieces: 10
	157-77001	Pieces: 10		161-77001	Pieces: 10		200-77001	Pieces: 10
	220-77001	Pieces: 10		221-77001	Pieces: 10			



Universal wireless one-channel dimmer, single-pole, for flush mounting

The universal wireless one-channel dimmer (single-pole) is suitable for flush mounting and may only be used to wirelessly switch and dim lights up to a maximum of 250 W. You can also directly connect a fixed NO push button to this dimmer. With a wireless push button or a hand-held transmitter (one- or two-button control) connected to the dimmer, the lighting is always gradually switched on and off and dimmed up and down. To switch or to dim the lighting locally, you can also connect a fixed NO push button to the dimmer. The integrated electronic short-circuit, overload and overheating protection guarantees maximum safety during use. The dimmer may not be used to switch or to dim electric motors.

In combination with the Niko connected switch gateway, the push-button contacts cannot be used and only dual-button control is used.

- dimensions: 25 x 48 x 48 mm (HxWxD)
- weight: 35 g
- frequency: 868.3 Mhz
- power supply voltage: 230 Vac, 50 Hz
- stand-by consumption: 0.7 W
- incandescent lamps: 7 – 250 W
- 230 V halogen lamps: 7 – 250 W
- dimmable economy lamps: 7 – 100 W
- dimmable LED lamps: 7 – 100 W
- ferromagnetic transformer: 20 – 250 VA
- toroidal core transformer: 20 – 250 VA
- electronic transformer: 7 – 250 W
- minimum load: 7 W
- maximum load: 250 W
- protection degree: IP20
- operating temperature: -20 – +60 °C
- quality mark: CE marked in compliance with EN 60669-2-1
- communication protocol: Easywave

COMPLETE UNIT

05-360 Pieces: 1 Compete unit



Wireless one-channel receiver, for flush mounting

The wireless receiver with 230 V two-way contact (one channel) is suitable for flush mounting and may only be used as a wireless control in combination with small consumers. With this receiver, small consumers can be switched in three working modes (two modes for the on-off function and pulse mode). You can operate the receiver using either push buttons or hand-held transmitters.

In combination with the Niko connected switch gateway only dual-button control is used and the relay contact is used as a single pole switch.

- dimensions: 25 x 48 x 48 mm (HxWxD)
- frequency: 868.3 MHz
- power supply voltage: 230 Vac, 50 Hz
- stand-by consumption: ± 0.8 W
- output: potential-free relay contact (two-way switch)
- protection degree: IP20
- operating temperature: -20 – +60 °C
- quality mark: CE marked in compliance with EN 60669-2-1
- communication protocol: Easywave

COMPLETE UNIT

05-361 Pieces: 1 Compete unit



Plug-through socket with wireless receiver and pin earthing

This plug-through socket equipped with a single-pole switching contact (10 A) has three different modes: classic switching function (on/off), teleruptor and delayed off (7 min, time not adjustable).

In combination with the Niko connected switch gateway, only two-button control is used.

- communication protocol: Easywave

COMPLETE UNIT

05-340 Pieces: 5 Complete unit

Plug-through socket with wireless receiver and side earthing

This plug-through socket equipped with a single-pole switching contact (10 A) has three different modes: classic switching function (on/off), teleruptor and delayed off (7 min, time not adjustable). Wireless transmitters can be connected to this socket.

In combination with the Niko connected switch gateway, only dual-button control is used.

- communication protocol: Easywave



COMPLETE UNIT WITH SIDE EARTHING

05-341 Pieces: 5 Complete unit

RF interface Easywave

This RF interface Easywave allows you to use the Niko wireless controls that operate according to the Easywave protocol (except for remote control 05-312) in the Niko Home Control installation. This module can receive radio signals (Easywave), which allows for the use of these controls:

- where this would not normally be possible, e.g. on glass or concrete surfaces.
- for the renovation of heritage-listed buildings.
- for expansions of existing installations where drilling or channelling work is not permitted.
- in office areas with movable partition walls.
- when complex cabling is to be avoided.

- one RF interface Easywave per installation
- use with the external antenna supplied
- position the antenna on a metal surface of at least 15 x 15 cm
- reception range: \pm 30 m indoors, 100 m in open spaces
- dimensions: DIN 2U
- sliding contact to connect the module to the following module on the DIN rail
- ambient temperature: 0 - 45 °C
- CE marked



COMPLETE UNIT

550-00610 Pieces: 6 RF interface Easywave



External antenna

The external antenna is suitable for use with all modular wireless Niko receivers (868.3 MHz) and enables the reception of wireless signals in a metal electrical cabinet. The antenna is provided with a connection cable (3 m) and a connector.

- communication protocol: Easywave

ACCESSORIES

05-309 Pieces: 5 External antenna with connector



Diagnostic device

In complex or large installations, the diagnostic device (9 V block battery not supplied) helps you to determine in advance whether the wireless applications can be used or not. The device will determine the wireless signal strength in a given area and recognise all 868.3 MHz signals. Nine indication LEDs will display the reception quality of the transmission signal or the strength of the interference signals present. This way you can check if the range of the wireless transmitter is sufficient.

- communication protocol: Easywave

ACCESSORIES

05-370 Pieces: 6 Diagnostic device



Wireless repeater

The repeater is used in installations with insufficient range and has two operating modes: broadcast mode and defined mode. In broadcast mode, all received commands will be transmitted. In defined mode, a maximum of 16 control points can be learned. An indication LED will blink when a command is received or transmitted. The repeater does not work for motor control nor dimming.

- dimensions: 26 x 49 x 70 (HxWxL) (without antenna)
- weight: ± 40 g (with antenna)
- power supply voltage: 230 Vac or 12 – 24 Vdc
- frequency: 868.3 Mhz
- transmission range: ± 30 m indoor, 100 m in open spaces
- operating temperature: -20 – +60 °C
- communication protocol: Easywave

COMPLETE UNIT

05-535 Pieces: 10 Complete unit





Switching material and socket outlets



Socket outlet without earthing and with safety shutters

- flush-mounting depth: 21 mm

16 A
250 Vac

BASE



170-31100 Pieces: 10 With screw terminals and claws



170-31200 Pieces: 10 With screw terminals, for screw fixing

















170-31300 Pieces: 10 With plug-in terminals and claws



170-31400 Pieces: 10 With plug-in terminals, for screw fixing

FINISHING SET



	100-66501	Pieces: 20		101-66501	Pieces: 20		102-66501	Pieces: 20
	104-66501	Pieces: 20		121-66501	Pieces: 10		122-66501	Pieces: 10
	123-66501	Pieces: 10		124-66501	Pieces: 10		154-66501	Pieces: 10
	157-66501	Pieces: 10		161-66501	Pieces: 10		200-66501	Pieces: 10
	220-66501	Pieces: 10		221-66501	Pieces: 10			

COMPLETE UNIT WITH SCREW TERMINALS AND CLAWS



	100-66500	Pieces: 10		101-66500	Pieces: 10
---	------------------	------------	---	------------------	------------

COMPLETE UNIT WITH PLUG-IN TERMINALS AND CLAWS



	100-66505	Pieces: 10		101-66505	Pieces: 10
---	------------------	------------	---	------------------	------------

COMPLETE UNIT WITH PLUG-IN TERMINALS, FOR SCREW FIXING



	100-66515	Pieces: 10		101-66515	Pieces: 10
---	------------------	------------	---	------------------	------------

Socket outlet with side earthing and safety shutters

- centre distance: 71 mm
- flush-mounting depth: 28.5 mm

16 A
250 Vac



BASE

	170-34100	Pieces: 10	With screw terminals and claws
	170-34200	Pieces: 10	With screw terminals, for screw fixing
	170-34300	Pieces: 10	With plug-in terminals and claws
	170-34400	Pieces: 10	With plug-in terminals, for screw fixing

FINISHING SET


		100-66901	Pieces: 20		101-66901	Pieces: 20		102-66901	Pieces: 20
		104-66901	Pieces: 20		121-66901	Pieces: 10		122-66901	Pieces: 10
		123-66901	Pieces: 10		124-66901	Pieces: 10		154-66901	Pieces: 10
		157-66901	Pieces: 10		161-66901	Pieces: 10		200-66901	Pieces: 10
		220-66901	Pieces: 10		221-66901	Pieces: 10			

COMPLETE UNIT WITH PLUG-IN TERMINALS AND CLAWS

		100-66905	Pieces: 10		101-66905	Pieces: 10
--	--	-----------	------------	--	-----------	------------

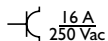
COMPLETE UNIT WITH PLUG-IN TERMINALS, FOR SCREW FIXING

		100-66915	Pieces: 10		101-66915	Pieces: 10
--	--	-----------	------------	--	-----------	------------



Socket outlet with side earthing, safety shutters and voltage indication

- centre distance: 71 mm
- flush-mounting depth: 34 mm



BASE



170-34100 Pieces: 10 With screw terminals and claws



170-34200 Pieces: 10 With screw terminals, for screw fixing



170-34300 Pieces: 10 With plug-in terminals and claws



170-34400 Pieces: 10 With plug-in terminals, for screw fixing

FINISHING SET WITH SMALL TRANSPARENT WINDOW



	100-66908	Pieces: 20
	104-66908	Pieces: 20
	123-66908	Pieces: 10
	157-66908	Pieces: 10
	220-66908	Pieces: 10

	101-66908	Pieces: 20
	121-66908	Pieces: 10
	124-66908	Pieces: 10
	161-66908	Pieces: 10
	221-66908	Pieces: 10

	102-66908	Pieces: 20
	122-66908	Pieces: 10
	154-66908	Pieces: 10
	200-66908	Pieces: 10

ACCESSORIES FOR VOLTAGE INDICATION



170-37096 Pieces: 10 LED lighting element, amber



170-37097 Pieces: 10 LED lighting element, green



170-37098 Pieces: 10 LED lighting element, red



170-37099 Pieces: 10 LED lighting element, blue

Socket outlet with side earthing, safety shutters and overvoltage protection

This socket outlet is used to protect sensitive electronic equipment (e.g. TV, hi-fi, pc, washing machines, dishwashers and medical equipment) against voltage peaks on the mains due to mains failure or indirect lightning strokes. It does not protect against voltage peaks entering the equipment via other ways (e.g. cable distribution, data lines and telephone lines). The socket outlet exclusively protects the connected device within the technical specifications as described below. The socket outlet carries the CEBEC quality mark in accordance with the IEC61643-1 and EN61643-11 standards (class III, type 3). The varistors that limit the voltage between the phase (L) and zero conductor (N) are thermally monitored. If the red LED lights up, the protection is no longer functioning (the protected device remains connected to the mains) and the overvoltage module needs to be replaced.



- nominal voltage: 250 Vac
- nominal current: 16 A
- overvoltage limitation (Up) (L-L/L-PE): 1.5 kV
- maximum peak voltage (Uoc): 4 kV
- flush-mounting depth: 38.5 mm
- suitable for flush-mounting boxes with a flush-mounting depth of 50 mm
- short-circuit current (Icc): 1.5 kA
- ambient temperature : -5 - 40 °C



BASE



170-34100 Pieces: 10 With screw terminals and claws



170-34200 Pieces: 10 With screw terminals, for screw fixing



170-34300 Pieces: 10 With plug-in terminals and claws



170-34400 Pieces: 10 With plug-in terminals, for screw fixing

FINISHING SET WITH SMALL TRANSPARENT WINDOW AND SYMBOL




	100-66906	Pieces: 20		101-66906	Pieces: 20		102-66906	Pieces: 20
	104-66906	Pieces: 20		121-66906	Pieces: 10		122-66906	Pieces: 10
	123-66906	Pieces: 10		124-66906	Pieces: 10		154-66906	Pieces: 10
	157-66906	Pieces: 10		161-66906	Pieces: 10		200-66906	Pieces: 10
	220-66906	Pieces: 10		221-66906	Pieces: 10			

OVERVOLTAGE MODULE



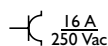
170-37095 Pieces: 10 With red LED



Socket outlet with pin earthing and safety shutters

Belgian earthing system for special installations.

- flush-mounting depth: 28.5 mm



BASE



170-33100 Pieces: 10 With screw terminals and claws



170-33200 Pieces: 10 With screw terminals, for screw fixing



170-33115 Pieces: 10 With plug-in terminals, for screw fixing



170-73100 Pieces: 10 With screw terminals and claws



170-73200 Pieces: 10 With screw terminals, for screw fixing



170-73105 Pieces: 10 With plug-in terminals and claws



170-73115 Pieces: 10 With plug-in terminals, for screw fixing

FINISHING SET



100-66601 Pieces: 20
104-66601 Pieces: 20
123-66601 Pieces: 10
157-66601 Pieces: 10
220-66601 Pieces: 10



101-66601 Pieces: 20
121-66601 Pieces: 10
124-66601 Pieces: 10
161-66601 Pieces: 10
221-66601 Pieces: 10



102-66601 Pieces: 20
122-66601 Pieces: 10
154-66601 Pieces: 10
200-66601 Pieces: 10

FINISHING SET FOR SPECIFIC APPLICATIONS



197-66606 Pieces: 20



198-66606 Pieces: 20



199-66606 Pieces: 20


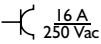
COMPLETE UNIT WITH SCREW TERMINALS AND CLAWS



100-66600 Pieces: 10

Socket outlet with pin earthing, safety shutters and hinged lid

- flush-mounting depth: 28.5 mm




BASE

	170-33100	Pieces: 10	With screw terminals and claws
	170-33200	Pieces: 10	With screw terminals, for screw fixing
	170-33115	Pieces: 10	With plug-in terminals, for screw fixing
	170-73100	Pieces: 10	With screw terminals and claws
	170-73200	Pieces: 10	With screw terminals, for screw fixing
	170-73105	Pieces: 10	With plug-in terminals and claws
	170-73115	Pieces: 10	With plug-in terminals, for screw fixing

FINISHING SET

		100-66603	Pieces: 20		101-66603	Pieces: 20		102-66603	Pieces: 20
		104-66603	Pieces: 20		121-66603	Pieces: 10		122-66603	Pieces: 10
		123-66603	Pieces: 10		124-66603	Pieces: 10		154-66603	Pieces: 10
		157-66603	Pieces: 10		161-66603	Pieces: 10		200-66603	Pieces: 10
		220-66603	Pieces: 10		221-66603	Pieces: 10			



Socket outlet with pin earthing and safety shutters, limited flush-mounting depth

- flush-mounting depth: 21 mm



BASE



170-32100 Pieces: 10 With screw terminals and claws



170-32200 Pieces: 10 With screw terminals, for screw fixing



170-32105 Pieces: 10 With plug-in terminals and claws



170-32115 Pieces: 10 With plug-in terminals, for screw fixing

FINISHING SET



100-66101 Pieces: 20



104-66101 Pieces: 20



123-66101 Pieces: 10



157-66101 Pieces: 10



220-66101 Pieces: 10



101-66101 Pieces: 20



121-66101 Pieces: 10



124-66101 Pieces: 10



161-66101 Pieces: 10



221-66101 Pieces: 10



102-66101 Pieces: 20



122-66101 Pieces: 10



154-66101 Pieces: 10



200-66101 Pieces: 10

COMPLETE UNIT WITH SCREW TERMINALS AND CLAWS



100-66100 Pieces: 10



101-66100 Pieces: 10

COMPLETE UNIT WITH PLUG-IN TERMINALS AND CLAWS




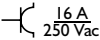
100-66105 Pieces: 10



101-66105 Pieces: 10

Socket outlet with pin earthing, safety shutters and voltage indication

- flush-mounting depth: 34 mm

















BASE WITH AMBER LED



170-33107 Pieces: 10 With screw terminals and claws

FINISHING SET WITH SMALL TRANSPARENT WINDOW



	100-66607	Pieces: 20		101-66607	Pieces: 20		102-66607	Pieces: 20
	104-66607	Pieces: 20		121-66607	Pieces: 10		122-66607	Pieces: 10
	123-66607	Pieces: 10		124-66607	Pieces: 10		154-66607	Pieces: 10
	157-66607	Pieces: 10		161-66607	Pieces: 10		200-66607	Pieces: 10
	220-66607	Pieces: 10		221-66607	Pieces: 10			

FINISHING SET WITH SMALL TRANSPARENT WINDOW FOR SPECIFIC APPLICATIONS



	197-66607	Pieces: 20		198-66607	Pieces: 20		199-66607	Pieces: 20
---	------------------	------------	---	------------------	------------	---	------------------	------------

COMPLETE UNIT WITH SCREW TERMINALS AND CLAWS AND AMBER LED



	100-66617	Pieces: 10		101-66617	Pieces: 10
---	------------------	------------	---	------------------	------------

ACCESSORIES FOR VOLTAGE INDICATION



170-37096 Pieces: 10 LED lighting element, amber




170-37097 Pieces: 10 LED lighting element, green



170-37098 Pieces: 10 LED lighting element, red



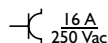
170-37099 Pieces: 10 LED lighting element, blue



Socket outlet with pin earthing, safety shutters and overvoltage protection

This socket outlet is used to protect sensitive electronic equipment (e.g. TV, hi-fi, pc, washing machines, dishwashers and medical equipment) against voltage peaks on the mains due to mains failure or indirect lightning strokes. It does not protect against voltage peaks entering the equipment via other ways (e.g. cable distribution, data lines and telephone lines). The socket outlet exclusively protects the connected device within the technical specifications as described below. The socket outlet carries the CEBEC quality mark in accordance with the IEC61643-1 and EN61643-11 standards (class III, type 3). The varistors that limit the voltage between the phase (L) and zero conductor (N) are thermally monitored. If the red LED lights up, the protection is no longer functioning (the protected device remains connected to the mains) and the overvoltage module needs to be replaced.

- nominal voltage: 250 Vac
- nominal current: 16 A
- overvoltage limitation (Up) (L-L/L-PE): 1.5 kV
- maximum peak voltage (Uoc): 4 kV
- flush-mounting depth: 38.5 mm
- suitable for flush-mounting boxes with a flush-mounting depth of 50 mm
- short-circuit current (Icc): 1.5 kA
- ambient temperature : -5 - 40 °C



BASE



170-33100 Pieces: 10 With screw terminals and claws



170-33200 Pieces: 10 With screw terminals, for screw fixing



170-33115 Pieces: 10 With plug-in terminals, for screw fixing



170-73100 Pieces: 10 With screw terminals and claws



170-73200 Pieces: 10 With screw terminals, for screw fixing



170-73105 Pieces: 10 With plug-in terminals and claws



170-73115 Pieces: 10 With plug-in terminals, for screw fixing

FINISHING SET WITH SMALL TRANSPARENT WINDOW, INCLUDING OVERVOLTAGE MODULE WITH RED LED



100-66606 Pieces: 10
104-66606 Pieces: 10
123-66606 Pieces: 10
157-66606 Pieces: 10
220-66606 Pieces: 10



101-66606 Pieces: 10
121-66606 Pieces: 10
124-66606 Pieces: 10
161-66606 Pieces: 10
221-66606 Pieces: 10



102-66606 Pieces: 10
122-66606 Pieces: 10
154-66606 Pieces: 10
200-66606 Pieces: 10

OVERVOLTAGE MODULE



170-37095 Pieces: 10 With red LED

Double socket outlet with pin earthing and safety shutters, pre-wired, horizontal, limited flush-mounting depth

For mounting into a double flush-mounting box without dividing wall.

- flush-mounting depth: 21 mm

**BASE**

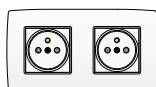
170-37701 Pieces: 5 With screw terminals, for screw fixing



170-37715 Pieces: 5 With plug-in terminals, for screw fixing

FINISHING SET

	100-66101	Pieces: 20		101-66101	Pieces: 20		102-66101	Pieces: 20
	104-66101	Pieces: 20		121-66101	Pieces: 10		122-66101	Pieces: 10
	123-66101	Pieces: 10		124-66101	Pieces: 10		154-66101	Pieces: 10
	157-66101	Pieces: 10		161-66101	Pieces: 10		200-66101	Pieces: 10
	220-66101	Pieces: 10		221-66101	Pieces: 10			

COMPLETE UNIT WITH SCREW TERMINALS AND FLUSH SURROUND PLATE, FOR SCREW FIXING

	100-66102	Pieces: 5		101-66102	Pieces: 5
--	------------------	-----------	--	------------------	-----------

Double socket outlet with pin earthing and safety shutters, pre-wired, horizontal

For mounting into a double flush-mounting box without dividing wall.

- flush-mounting depth: 28.5 mm

**BASE**

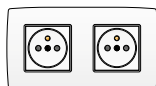
170-38701 Pieces: 5 With screw terminals, for screw fixing



170-38715 Pieces: 5 With plug-in terminals, for screw fixing

FINISHING SET

	100-66601	Pieces: 20		101-66601	Pieces: 20		102-66601	Pieces: 20
	104-66601	Pieces: 20		121-66601	Pieces: 10		122-66601	Pieces: 10
	123-66601	Pieces: 10		124-66601	Pieces: 10		154-66601	Pieces: 10
	157-66601	Pieces: 10		161-66601	Pieces: 10		200-66601	Pieces: 10
	220-66601	Pieces: 10		221-66601	Pieces: 10			

COMPLETE UNIT WITH SCREW TERMINALS AND FLUSH SURROUND PLATE, FOR SCREW FIXING

	100-66602	Pieces: 5		101-66602	Pieces: 5
--	------------------	-----------	--	------------------	-----------



Double socket outlet with side earthing and safety shutters, pre-wired, horizontal

- flush-mounting depth: 28.5 mm



BASE


170-38800

Pieces: 5

With plug-in terminals, for screw fixing

FINISHING SET


100-66901

Pieces: 20

104-66901

Pieces: 20

123-66901

Pieces: 10

157-66901

Pieces: 10

220-66901

Pieces: 10


101-66901

Pieces: 20

121-66901

Pieces: 10

124-66901

Pieces: 10

161-66901

Pieces: 10

221-66901

Pieces: 10


102-66901

Pieces: 20

122-66901

Pieces: 10

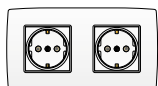
154-66901

Pieces: 10

200-66901

Pieces: 10

COMPLETE UNIT WITH PLUG-IN TERMINALS, FOR SCREW FIXING


100-67940

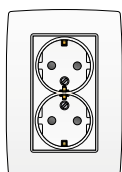
Pieces: 5


101-67940

Pieces: 5


111-67940

Pieces: 5

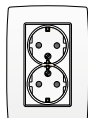


Double socket outlet with side earthing and safety shutters, ultra flat, vertical

Including flush surround plate with integrated central plate. This socket outlet can be flush-mounted in a simple flush-mounting box



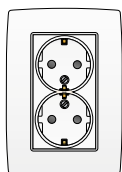
COMPLETE UNIT WITH PLUG-IN TERMINALS, FOR SCREW FIXING


100-67835

Pieces: 10

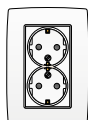

101-67835

Pieces: 10



Double socket outlet with side earthing and safety shutters, vertical

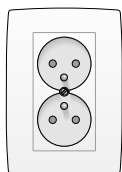
COMPLETE UNIT WITH PLUG-IN TERMINALS, FOR SCREW FIXING


100-67845

Pieces: 10


101-67845

Pieces: 10



Double socket outlet with pin earthing and safety shutters, vertical

Including flush surround plate with integrated central plate. For mounting into a single flush-mounting box.

- flush-mounting depth: 31.5 mm



COMPLETE UNIT WITH SCREW TERMINALS, FOR SCREW FIXING


100-67700

Pieces: 5


101-67700

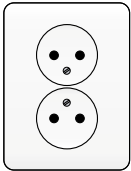
Pieces: 5

Double socket outlet without earthing, vertical

For mounting into a single flush-mounting box.

Attention: Without safety shutters.

16 A
250 Vac



COMPLETE UNIT WITH SCREW TERMINALS, FOR SCREW FIXING



100-67410 Pieces: 10 101-67410 Pieces: 10

Coloured socket outlet with side earthing and safety shutters

For emergency power supply (e.g. in hospitals):

- green for e.g. general power supply,
- orange for e.g. power supply of no break networks,
- red for e.g. power supply of data networks.



The base and the finishing set have the same colour.

- centre distance: 71 mm • flush-mounting depth: 28.5 mm

16 A
250 Vac

COMPLETE UNIT WITH PLUG-IN TERMINALS, FOR SCREW FIXING



197-66915 Pieces: 10 198-66915 Pieces: 10 199-66915 Pieces: 10

Coloured socket outlet with pin earthing and safety shutters

For emergency power supply (e.g. in hospitals):

- green for e.g. general power supply,
- orange for e.g. power supply of no break networks,
- red for e.g. power supply of data networks.



The base and the finishing set have the same colour.

- flush-mounting depth: 28.5 mm

16 A
250 Vac

COMPLETE UNIT WITH SCREW TERMINALS AND CLAWS



195-66600 Pieces: 10 196-66600 Pieces: 10 197-66600 Pieces: 10
198-66600 Pieces: 10 199-66600 Pieces: 10



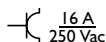
Coloured socket outlet with pin earthing and safety shutters, limited flush-mounting depth

For emergency power supply (e.g. in hospitals):

- green for e.g. general power supply,
- orange for e.g. power supply of no break networks,
- red for e.g. power supply of data networks.

The base and the finishing set have the same colour.

- flush-mounting depth: 21 mm



COMPLETE UNIT WITH SCREW TERMINALS AND CLAWS



197-66100

Pieces: 10



198-66100

Pieces: 10



199-66100

Pieces: 10



Coloured socket outlet with pin earthing, safety shutters and voltage indication

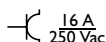
For emergency power supply (e.g. in hospitals):

- green for e.g. general power supply,
- orange for e.g. power supply of no break networks,
- red for e.g. power supply of data networks.

The base and the finishing set have the same colour.

The base has a green LED.

- flush-mounting depth: 28.5 mm



COMPLETE UNIT WITH SCREW TERMINALS AND CLAWS



195-66617

Pieces: 10



198-66617

Pieces: 10



196-66617

Pieces: 10



199-66617

Pieces: 10



197-66617

Pieces: 10

ACCESSORIES FOR VOLTAGE INDICATION



170-37096

Pieces: 10

LED lighting element, amber



170-37097

Pieces: 10

LED lighting element, green



170-37098

Pieces: 10

LED lighting element, red



170-37099

Pieces: 10

LED lighting element, blue

Coloured socket outlet with pin earthing and safety shutters, for mounting into floor boxes

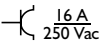
For emergency power supply (e.g. in hospitals):

- green for e.g. general power supply,
- orange for e.g. power supply of no break networks,
- red for e.g. power supply of data networks.



The base and the finishing set have the same colour.

- flush-mounting depth: 28.5 mm



COMPLETE UNIT WITH SCREW TERMINALS, FOR SCREW FIXING



100-26610

Pieces: 10



197-26610

Pieces: 10



198-26610

Pieces: 10

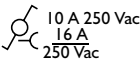
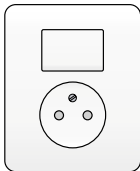


199-26610

Pieces: 10

Combination of two-way switch and socket outlet without earthing

For mounting into a single flush-mounting box.



COMPLETE UNIT WITH SCREW TERMINALS, FOR SCREW FIXING



100-62416

Pieces: 10

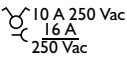
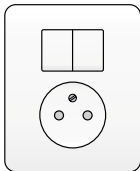


101-62416

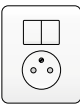
Pieces: 10

Combination of two-circuit switch and socket outlet without earthing

For mounting into a single flush-mounting box.



COMPLETE UNIT WITH SCREW TERMINALS, FOR SCREW FIXING



100-62415

Pieces: 10

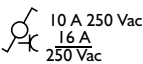
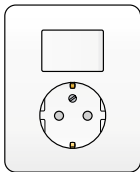


101-62415

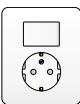
Pieces: 10

Combination of two-way switch and socket outlet with side earthing

For mounting into a single flush-mounting box.



COMPLETE UNIT WITH SCREW TERMINALS, FOR SCREW FIXING



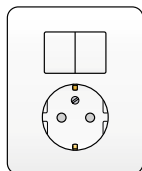
100-62816

Pieces: 5



101-62816

Pieces: 5



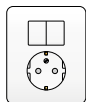
Combination of two-circuit switch and socket outlet with side earthing

For mounting into a single flush-mounting box.

Attention: Without safety shutter.


10 A 250 Vac
16 A
250 Vac

COMPLETE UNIT WITH SCREW TERMINALS, FOR SCREW FIXING



100-62815 Pieces: 5

101-62815 Pieces: 5



NEW

Smart USB charger 3,5 A

This smart USB charger charges one or two mobile devices, such as mobile telephones, tablets, cameras, MP3 players and navigational devices. The devices must be suitable for charging via a USB port.

The “smart” functionality ensures that the mobile device is charged in the fastest way possible (dynamic device recognition).

- mounting: flush-mounting box with flush-mounting depth of minimum 50 mm
- power supply voltage: 100 – 230 V AC \pm 10%, 50 – 60 Hz
- maximum power consumption: 200 mA (230 V AC)
- stand-by consumption: < 100 mW (230 V AC)
- output voltage: 5 V DC \pm 5%
- USB connection: 2.0 (type A)
- maximum output current: 3500 mA at Ta 35 °C
- connection terminals: 2 (maximum capacity per screw terminal: 2 x 2.5 mm²)
- overvoltage category III
- charging behaviour in compliance with IEC62694
- CE marked
- USB C ready, if correct cable is used
- dynamic device recognition

BASE



420-00510 Pieces: 6

With screw terminals and claw fixing



420-00511 Pieces: 6

With screw terminals, for screw fixing

FINISHING SET



100-68001 Pieces: 10

104-68001 Pieces: 10

123-68001 Pieces: 10

157-68001 Pieces: 10

220-68001 Pieces: 10

101-68001 Pieces: 10

121-68001 Pieces: 10

124-68001 Pieces: 10

161-68001 Pieces: 10

221-68001 Pieces: 10

102-68001 Pieces: 10

122-68001 Pieces: 10

154-68001 Pieces: 10

200-68001 Pieces: 10

Double potential-equalisation socket outlet

- centre distance: 20 mm
- 1 x 6 mm² and 4 x 2.5 mm²



BASE



170-09510 Pieces: 10 With screw terminals, for screw fixing


FINISHING SET



 **100-69512** Pieces: 10  **101-69512** Pieces: 10

COMPLETE UNIT FOR SCREW FIXING



 **100-69510** Pieces: 10  **101-69510** Pieces: 10

ACCESSORIES



170-39513 Pieces: 10 Hooked binding post for extra flexible cable



Single-pole switch

10 A
250 Vac

BASE



170-01100 Pieces: 10 With screw terminals and claws



170-01101 Pieces: 10 With screw terminals, for screw fixing



170-01115 Pieces: 10 With plug-in terminals, for screw fixing



170-71100 Pieces: 10 With screw terminals and claws (centre distance: 71 mm)



170-71101 Pieces: 10 With screw terminals, for screw fixing (centre distance: 71 mm)



170-71105 Pieces: 10 With plug-in terminals and claws (centre distance: 71 mm)



170-71115 Pieces: 10 With plug-in terminals, for screw fixing (centre distance: 71 mm)

FINISHING SET



100-61105 Pieces: 20
104-61105 Pieces: 20
123-61105 Pieces: 10
157-61105 Pieces: 10
220-61105 Pieces: 10



101-61105 Pieces: 20
121-61105 Pieces: 10
124-61105 Pieces: 10
161-61105 Pieces: 10
221-61105 Pieces: 10



102-61105 Pieces: 20
122-61105 Pieces: 10
154-61105 Pieces: 10
200-61105 Pieces: 10


FINISHING SET WITH TRANSPARENT TEXT FIELD



100-60905 Pieces: 20
104-60905 Pieces: 20
123-60905 Pieces: 10
157-60905 Pieces: 10
220-60905 Pieces: 10



101-60905 Pieces: 20
121-60905 Pieces: 10
124-60905 Pieces: 10
161-60905 Pieces: 10
221-60905 Pieces: 10



102-60905 Pieces: 20
122-60905 Pieces: 10
154-60905 Pieces: 10
200-60905 Pieces: 10

FINISHING SET WITH SMALL TRANSPARENT WINDOW (SEE ACCESSORIES FOR LED LIGHTING ELEMENTS)



100-60005 Pieces: 20
104-60005 Pieces: 20
123-60005 Pieces: 10
157-60005 Pieces: 10
220-60005 Pieces: 10



101-60005 Pieces: 20
121-60005 Pieces: 10
124-60005 Pieces: 10
161-60005 Pieces: 10
221-60005 Pieces: 10



102-60005 Pieces: 20
122-60005 Pieces: 10
154-60005 Pieces: 10
200-60005 Pieces: 10

COMPLETE UNIT WITH SCREW TERMINALS AND CLAWS



100-61100 Pieces: 10



101-61100 Pieces: 10

Two-pole switch

 10 A
250 Vac


BASE


170-01200 Pieces: 10 With screw terminals and claws

170-01201 Pieces: 10 With screw terminals, for screw fixing

170-01215 Pieces: 10 With plug-in terminals, for screw fixing

170-71200 Pieces: 10 With screw terminals and claws (centre distance: 71 mm)

170-71201 Pieces: 10 With screw terminals, for screw fixing (centre distance: 71 mm)

170-71205 Pieces: 10 With plug-in terminals and claws (centre distance: 71 mm)

170-71215 Pieces: 10 With plug-in terminals, for screw fixing (centre distance: 71 mm)

FINISHING SET



	100-61105	Pieces: 20		101-61105	Pieces: 20		102-61105	Pieces: 20
	104-61105	Pieces: 20		121-61105	Pieces: 10		122-61105	Pieces: 10
	123-61105	Pieces: 10		124-61105	Pieces: 10		154-61105	Pieces: 10
	157-61105	Pieces: 10		161-61105	Pieces: 10		200-61105	Pieces: 10
	220-61105	Pieces: 10		221-61105	Pieces: 10			

FINISHING SET WITH TRANSPARENT TEXT FIELD



	100-60905	Pieces: 20		101-60905	Pieces: 20		102-60905	Pieces: 20
	104-60905	Pieces: 20		121-60905	Pieces: 10		122-60905	Pieces: 10
	123-60905	Pieces: 10		124-60905	Pieces: 10		154-60905	Pieces: 10
	157-60905	Pieces: 10		161-60905	Pieces: 10		200-60905	Pieces: 10
	220-60905	Pieces: 10		221-60905	Pieces: 10			

FINISHING SET WITH SMALL TRANSPARENT WINDOW (SEE ACCESSORIES FOR LED LIGHTING ELEMENTS)



	100-60005	Pieces: 20		101-60005	Pieces: 20		102-60005	Pieces: 20
	104-60005	Pieces: 20		121-60005	Pieces: 10		122-60005	Pieces: 10
	123-60005	Pieces: 10		124-60005	Pieces: 10		154-60005	Pieces: 10
	157-60005	Pieces: 10		161-60005	Pieces: 10		200-60005	Pieces: 10
	220-60005	Pieces: 10		221-60005	Pieces: 10			

COMPLETE UNIT WITH SCREW TERMINALS AND CLAWS



	100-61200	Pieces: 10		101-61200	Pieces: 10
--	------------------	------------	--	------------------	------------



Two-pole switch, 16 A

16 A
250 Vac

BASE



170-01300 Pieces: 10 With screw terminals and claws



170-01301 Pieces: 10 With screw terminals, for screw fixing



170-01315 Pieces: 10 With plug-in terminals, for screw fixing



170-71300 Pieces: 10 With screw terminals and claws (centre distance: 71 mm)



170-71301 Pieces: 10 With screw terminals, for screw fixing (centre distance: 71 mm)



170-71305 Pieces: 10 With plug-in terminals and claws (centre distance: 71 mm)



170-71315 Pieces: 10 With plug-in terminals, for screw fixing (centre distance: 71 mm)

FINISHING SET



100-61105 Pieces: 20
104-61105 Pieces: 20
123-61105 Pieces: 10
157-61105 Pieces: 10
220-61105 Pieces: 10



101-61105 Pieces: 20
121-61105 Pieces: 10
124-61105 Pieces: 10
161-61105 Pieces: 10
221-61105 Pieces: 10



102-61105 Pieces: 20
122-61105 Pieces: 10
154-61105 Pieces: 10
200-61105 Pieces: 10

FINISHING SET WITH TRANSPARENT TEXT FIELD



100-60905 Pieces: 20
104-60905 Pieces: 20
123-60905 Pieces: 10
157-60905 Pieces: 10
220-60905 Pieces: 10



101-60905 Pieces: 20
121-60905 Pieces: 10
124-60905 Pieces: 10
161-60905 Pieces: 10
221-60905 Pieces: 10



102-60905 Pieces: 20
122-60905 Pieces: 10
154-60905 Pieces: 10
200-60905 Pieces: 10

FINISHING SET WITH SMALL TRANSPARENT WINDOW (SEE ACCESSORIES FOR LED LIGHTING ELEMENTS)



100-60005 Pieces: 20
104-60005 Pieces: 20
123-60005 Pieces: 10
157-60005 Pieces: 10
220-60005 Pieces: 10



101-60005 Pieces: 20
121-60005 Pieces: 10
124-60005 Pieces: 10
161-60005 Pieces: 10
221-60005 Pieces: 10




102-60005 Pieces: 20
122-60005 Pieces: 10
154-60005 Pieces: 10
200-60005 Pieces: 10

COMPLETE UNIT WITH SCREW TERMINALS AND CLAWS










100-61300 Pieces: 10

Two-way switch

 10 A
250 Vac







BASE

	170-01600	Pieces: 10	With screw terminals and claws
	170-01601	Pieces: 10	With screw terminals, for screw fixing
	170-01615	Pieces: 10	With plug-in terminals, for screw fixing
	170-71600	Pieces: 10	With screw terminals and claws (centre distance: 71 mm)
	170-71601	Pieces: 10	With screw terminals, for screw fixing (centre distance: 71 mm)
	170-71605	Pieces: 10	With plug-in terminals and claws (centre distance: 71 mm)
	170-71615	Pieces: 10	With plug-in terminals, for screw fixing (centre distance: 71 mm)










FINISHING SET

		100-61105	Pieces: 20		101-61105	Pieces: 20		102-61105	Pieces: 20
		104-61105	Pieces: 20		121-61105	Pieces: 10		122-61105	Pieces: 10
		123-61105	Pieces: 10		124-61105	Pieces: 10		154-61105	Pieces: 10
		157-61105	Pieces: 10		161-61105	Pieces: 10		200-61105	Pieces: 10
		220-61105	Pieces: 10		221-61105	Pieces: 10			




FINISHING SET WITH TRANSPARENT TEXT FIELD

		100-60905	Pieces: 20		101-60905	Pieces: 20		102-60905	Pieces: 20
		104-60905	Pieces: 20		121-60905	Pieces: 10		122-60905	Pieces: 10
		123-60905	Pieces: 10		124-60905	Pieces: 10		154-60905	Pieces: 10
		157-60905	Pieces: 10		161-60905	Pieces: 10		200-60905	Pieces: 10
		220-60905	Pieces: 10		221-60905	Pieces: 10			




FINISHING SET WITH SMALL TRANSPARENT WINDOW (SEE ACCESSORIES FOR LED LIGHTING ELEMENTS)

		100-60005	Pieces: 20		101-60005	Pieces: 20		102-60005	Pieces: 20
		104-60005	Pieces: 20		121-60005	Pieces: 10		122-60005	Pieces: 10
		123-60005	Pieces: 10		124-60005	Pieces: 10		154-60005	Pieces: 10
		157-60005	Pieces: 10		161-60005	Pieces: 10		200-60005	Pieces: 10
		220-60005	Pieces: 10		221-60005	Pieces: 10			


FINISHING SET FOR MECHANICALLY CONTROLLED VENTILATION CONTROL

		100-61106	Pieces: 20		101-61106	Pieces: 20		102-61106	Pieces: 20
		104-61106	Pieces: 20		121-61106	Pieces: 10		122-61106	Pieces: 10
		123-61106	Pieces: 10		124-61106	Pieces: 10		154-61106	Pieces: 10
		157-61106	Pieces: 10		161-61106	Pieces: 10		200-61106	Pieces: 10
		220-61106	Pieces: 10		221-61106	Pieces: 10			

COMPLETE UNIT WITH SCREW TERMINALS AND CLAWS

		100-61600	Pieces: 10		101-61600	Pieces: 10
--	---	------------------	------------	---	------------------	------------

COMPLETE UNIT WITH PLUG-IN TERMINALS, FOR SCREW FIXING

		100-81615	Pieces: 10		101-81615	Pieces: 10
--	---	------------------	------------	---	------------------	------------

Flush surround plates to be ordered separately. Product drawings purely illustrative.



Two-way switch, 16 A

16 A
250 Vac

BASE



170-01616 Pieces: 10 With screw terminals and claws



170-01661 Pieces: 10 With screw terminals, for screw fixing



170-01671 Pieces: 10 With plug-in terminals, for screw fixing



170-71616 Pieces: 10 With screw terminals and claws (centre distance: 71 mm)



170-71617 Pieces: 10 With plug-in terminals and claws (centre distance: 71 mm)



170-71661 Pieces: 10 With screw terminals, for screw fixing (centre distance: 71 mm)



170-71671 Pieces: 10 With plug-in terminals, for screw fixing (centre distance: 71 mm)

FINISHING SET



100-61105 Pieces: 20
104-61105 Pieces: 20
123-61105 Pieces: 10
157-61105 Pieces: 10
220-61105 Pieces: 10



101-61105 Pieces: 20
121-61105 Pieces: 10
124-61105 Pieces: 10
161-61105 Pieces: 10
221-61105 Pieces: 10



102-61105 Pieces: 20
122-61105 Pieces: 10
154-61105 Pieces: 10
200-61105 Pieces: 10

FINISHING SET WITH TRANSPARENT TEXT FIELD



100-60905 Pieces: 20
104-60905 Pieces: 20
123-60905 Pieces: 10
157-60905 Pieces: 10
220-60905 Pieces: 10



101-60905 Pieces: 20
121-60905 Pieces: 10
124-60905 Pieces: 10
161-60905 Pieces: 10
221-60905 Pieces: 10



102-60905 Pieces: 20
122-60905 Pieces: 10
154-60905 Pieces: 10
200-60905 Pieces: 10

FINISHING SET WITH SMALL TRANSPARENT WINDOW (SEE ACCESSORIES FOR LED LIGHTING ELEMENTS)



100-60005 Pieces: 20
104-60005 Pieces: 20
123-60005 Pieces: 10
157-60005 Pieces: 10
220-60005 Pieces: 10



101-60005 Pieces: 20
121-60005 Pieces: 10
124-60005 Pieces: 10
161-60005 Pieces: 10
221-60005 Pieces: 10



102-60005 Pieces: 20
122-60005 Pieces: 10
154-60005 Pieces: 10
200-60005 Pieces: 10

FINISHING SET FOR MECHANICALLY CONTROLLED VENTILATION CONTROL



100-61106 Pieces: 20
104-61106 Pieces: 20
123-61106 Pieces: 10
157-61106 Pieces: 10
220-61106 Pieces: 10



101-61106 Pieces: 20
121-61106 Pieces: 10
124-61106 Pieces: 10
161-61106 Pieces: 10
221-61106 Pieces: 10



102-61106 Pieces: 20
122-61106 Pieces: 10
154-61106 Pieces: 10
200-61106 Pieces: 10

COMPLETE UNIT WITH SCREW TERMINALS AND CLAWS



100-61616 Pieces: 10



101-61616 Pieces: 10

Intermediate switch

 10 A
250 Vac


BASE


170-01700 Pieces: 10 With screw terminals and claws

170-01701 Pieces: 10 With screw terminals, for screw fixing

170-01715 Pieces: 10 With plug-in terminals, for screw fixing

170-71700 Pieces: 10 With screw terminals and claws (centre distance: 71 mm)



170-71701 Pieces: 10 With screw terminals, for screw fixing (centre distance: 71 mm)

170-71705 Pieces: 10 With plug-in terminals and claws (centre distance: 71 mm)

170-71715 Pieces: 10 With plug-in terminals, for screw fixing (centre distance: 71 mm)

FINISHING SET



	100-61105	Pieces: 20		101-61105	Pieces: 20		102-61105	Pieces: 20
	104-61105	Pieces: 20		121-61105	Pieces: 10		122-61105	Pieces: 10
	123-61105	Pieces: 10		124-61105	Pieces: 10		154-61105	Pieces: 10
	157-61105	Pieces: 10		161-61105	Pieces: 10		200-61105	Pieces: 10
	220-61105	Pieces: 10		221-61105	Pieces: 10			














FINISHING SET WITH TRANSPARENT TEXT FIELD



	100-60905	Pieces: 20		101-60905	Pieces: 20		102-60905	Pieces: 20
	104-60905	Pieces: 20		121-60905	Pieces: 10		122-60905	Pieces: 10
	123-60905	Pieces: 10		124-60905	Pieces: 10		154-60905	Pieces: 10
	157-60905	Pieces: 10		161-60905	Pieces: 10		200-60905	Pieces: 10
	220-60905	Pieces: 10		221-60905	Pieces: 10			


FINISHING SET WITH SMALL TRANSPARENT WINDOW (SEE ACCESSORIES FOR LED LIGHTING ELEMENTS)



	100-60005	Pieces: 20		101-60005	Pieces: 20		102-60005	Pieces: 20
	104-60005	Pieces: 20		121-60005	Pieces: 10		122-60005	Pieces: 10
	123-60005	Pieces: 10		124-60005	Pieces: 10		154-60005	Pieces: 10
	157-60005	Pieces: 10		161-60005	Pieces: 10		200-60005	Pieces: 10
	220-60005	Pieces: 10		221-60005	Pieces: 10			

COMPLETE UNIT WITH SCREW TERMINALS AND CLAWS



	100-61700	Pieces: 10		101-61700	Pieces: 10
---	------------------	------------	---	------------------	------------

COMPLETE UNIT WITH PLUG-IN TERMINALS, FOR SCREW FIXING



	100-81715	Pieces: 10		101-81715	Pieces: 10
---	------------------	------------	---	------------------	------------



Two-pole two-way switch

10 A
250 Vac

BASE



170-02200 Pieces: 10 With screw terminals and claws



170-02201 Pieces: 10 With screw terminals, for screw fixing



170-02215 Pieces: 10 With plug-in terminals, for screw fixing



170-72200 Pieces: 10 With screw terminals and claws (centre distance: 71 mm)



170-72201 Pieces: 10 With screw terminals, for screw fixing (centre distance: 71 mm)



170-72205 Pieces: 10 With plug-in terminals and claws (centre distance: 71 mm)



170-72215 Pieces: 10 With plug-in terminals, for screw fixing (centre distance: 71 mm)

FINISHING SET



100-61105 Pieces: 20
104-61105 Pieces: 20
123-61105 Pieces: 10
157-61105 Pieces: 10
220-61105 Pieces: 10



101-61105 Pieces: 20
121-61105 Pieces: 10
124-61105 Pieces: 10
161-61105 Pieces: 10
221-61105 Pieces: 10



102-61105 Pieces: 20
122-61105 Pieces: 10
154-61105 Pieces: 10
200-61105 Pieces: 10

FINISHING SET WITH TRANSPARENT TEXT FIELD



100-60905 Pieces: 20
104-60905 Pieces: 20
123-60905 Pieces: 10
157-60905 Pieces: 10
220-60905 Pieces: 10



101-60905 Pieces: 20
121-60905 Pieces: 10
124-60905 Pieces: 10
161-60905 Pieces: 10
221-60905 Pieces: 10



102-60905 Pieces: 20
122-60905 Pieces: 10
154-60905 Pieces: 10
200-60905 Pieces: 10

FINISHING SET WITH SMALL TRANSPARENT WINDOW (SEE ACCESSORIES FOR LED LIGHTING ELEMENTS)



100-60005 Pieces: 20
104-60005 Pieces: 20
123-60005 Pieces: 10
157-60005 Pieces: 10
220-60005 Pieces: 10



101-60005 Pieces: 20
121-60005 Pieces: 10
124-60005 Pieces: 10
161-60005 Pieces: 10
221-60005 Pieces: 10



102-60005 Pieces: 20
122-60005 Pieces: 10
154-60005 Pieces: 10
200-60005 Pieces: 10

FINISHING SET FOR MECHANICALLY CONTROLLED VENTILATION CONTROL



100-61106 Pieces: 20
104-61106 Pieces: 20
123-61106 Pieces: 10
157-61106 Pieces: 10
220-61106 Pieces: 10



101-61106 Pieces: 20
121-61106 Pieces: 10
124-61106 Pieces: 10
161-61106 Pieces: 10
221-61106 Pieces: 10



102-61106 Pieces: 20
122-61106 Pieces: 10
154-61106 Pieces: 10
200-61106 Pieces: 10

COMPLETE UNIT WITH SCREW TERMINALS AND CLAWS



100-62200 Pieces: 10



101-62200 Pieces: 10

Hotel card switch, NO or NC

The LED lighting element needs to be ordered separately (see accessories). This switch is suitable for cards having a thickness of 0.75 to 1.2 mm and a width of 45 to 54 mm.




BASE

	170-03000	Pieces: 10	With screw terminals and claws
	170-03001	Pieces: 10	With screw terminals, for screw fixing
	170-03015	Pieces: 10	With plug-in terminals, for screw fixing
	170-73000	Pieces: 10	With screw terminals and claws (centre distance: 71 mm)
	170-73005	Pieces: 10	With plug-in terminals and claws (centre distance: 71 mm)
	170-73001	Pieces: 10	With screw terminals, for screw fixing (centre distance: 71 mm)
	170-73015	Pieces: 10	With plug-in terminals, for screw fixing (centre distance: 71 mm)

FINISHING SET

		100-61901	Pieces: 10		101-61901	Pieces: 10		102-61901	Pieces: 10
		104-61901	Pieces: 10		121-61901	Pieces: 10		122-61901	Pieces: 10
		123-61901	Pieces: 10		124-61901	Pieces: 10		154-61901	Pieces: 10
		157-61901	Pieces: 10		161-61901	Pieces: 10		200-61901	Pieces: 10
		220-61901	Pieces: 10		221-61901	Pieces: 10			

COMPLETE UNIT WITH SCREW TERMINALS AND CLAWS

		100-61900	Pieces: 10		101-61900	Pieces: 10		102-61900	Pieces: 10
		104-61900	Pieces: 10		121-61900	Pieces: 10		122-61900	Pieces: 10
		123-61900	Pieces: 10		124-61900	Pieces: 10		154-61900	Pieces: 10
		157-61900	Pieces: 10		161-61900	Pieces: 10		200-61900	Pieces: 10
		220-61900	Pieces: 10		221-61900	Pieces: 10			



Two-circuit switch

10 A
250 Vac

BASE



170-01500 Pieces: 10 With screw terminals and claws



170-01501 Pieces: 10 With screw terminals, for screw fixing



170-01515 Pieces: 10 With plug-in terminals, for screw fixing



170-71500 Pieces: 10 With screw terminals and claws (centre distance: 71 mm)



170-71501 Pieces: 10 With screw terminals, for screw fixing (centre distance: 71 mm)



170-71505 Pieces: 10 With plug-in terminals and claws (centre distance: 71 mm)



170-71515 Pieces: 10 With plug-in terminals, for screw fixing (centre distance: 71 mm)

FINISHING SET



100-61505 Pieces: 20
104-61505 Pieces: 20
123-61505 Pieces: 10
157-61505 Pieces: 10
220-61505 Pieces: 10



101-61505 Pieces: 20
121-61505 Pieces: 10
124-61505 Pieces: 10
161-61505 Pieces: 10
221-61505 Pieces: 10




102-61505 Pieces: 20
122-61505 Pieces: 10
154-61505 Pieces: 10
200-61505 Pieces: 10

FINISHING SET WITH TWO SMALL TRANSPARENT WINDOWS (SEE ACCESSORIES FOR LED LIGHTING ELEMENTS)



100-61507 Pieces: 20
104-61507 Pieces: 20
123-61507 Pieces: 10
157-61507 Pieces: 10
220-61507 Pieces: 10



101-61507 Pieces: 20
121-61507 Pieces: 10
124-61507 Pieces: 10
161-61507 Pieces: 10
221-61507 Pieces: 10



102-61507 Pieces: 20
122-61507 Pieces: 10
154-61507 Pieces: 10
200-61507 Pieces: 10

COMPLETE UNIT WITH SCREW TERMINALS AND CLAWS



100-61500 Pieces: 10



101-61500 Pieces: 10

COMPLETE UNIT WITH PLUG-IN TERMINALS, FOR SCREW FIXING




100-81515 Pieces: 10



101-81515 Pieces: 10

Two-way switch + NO push-button

 10 A
250 Vac


BASE


170-05600 Pieces: 10 With screw terminals and claws

170-05601 Pieces: 10 With screw terminals, for screw fixing

170-05615 Pieces: 10 With plug-in terminals, for screw fixing

170-75600 Pieces: 10 With screw terminals and claws (centre distance: 71 mm)

170-75601 Pieces: 10 With screw terminals, for screw fixing (centre distance: 71 mm)

170-75605 Pieces: 10 With plug-in terminals and claws (centre distance: 71 mm)

170-75615 Pieces: 10 With plug-in terminals, for screw fixing (centre distance: 71 mm)

FINISHING SET



	100-61505	Pieces: 20		101-61505	Pieces: 20		102-61505	Pieces: 20
	104-61505	Pieces: 20		121-61505	Pieces: 10		122-61505	Pieces: 10
	123-61505	Pieces: 10		124-61505	Pieces: 10		154-61505	Pieces: 10
	157-61505	Pieces: 10		161-61505	Pieces: 10		200-61505	Pieces: 10
	220-61505	Pieces: 10		221-61505	Pieces: 10			

FINISHING SET WITH TWO SMALL TRANSPARENT WINDOWS (SEE ACCESSORIES FOR LED LIGHTING ELEMENTS)



	100-61507	Pieces: 20		101-61507	Pieces: 20		102-61507	Pieces: 20
	104-61507	Pieces: 20		121-61507	Pieces: 10		122-61507	Pieces: 10
	123-61507	Pieces: 10		124-61507	Pieces: 10		154-61507	Pieces: 10
	157-61507	Pieces: 10		161-61507	Pieces: 10		200-61507	Pieces: 10
	220-61507	Pieces: 10		221-61507	Pieces: 10			

COMPLETE UNIT WITH SCREW TERMINALS AND CLAWS


 **100-65016** Pieces: 10



Double two-way switch

10 A
250 Vac

BASE



170-02600 Pieces: 10 With screw terminals and claws



170-02601 Pieces: 10 With screw terminals, for screw fixing



170-02615 Pieces: 10 With plug-in terminals, for screw fixing



170-72600 Pieces: 10 With screw terminals and claws (centre distance: 71 mm)



170-72601 Pieces: 10 With screw terminals, for screw fixing (centre distance: 71 mm)



170-72605 Pieces: 10 With plug-in terminals and claws (centre distance: 71 mm)



170-72615 Pieces: 10 With plug-in terminals, for screw fixing (centre distance: 71 mm)

FINISHING SET



100-61505 Pieces: 20
104-61505 Pieces: 20
123-61505 Pieces: 10
157-61505 Pieces: 10
220-61505 Pieces: 10



101-61505 Pieces: 20
121-61505 Pieces: 10
124-61505 Pieces: 10
161-61505 Pieces: 10
221-61505 Pieces: 10



102-61505 Pieces: 20
122-61505 Pieces: 10
154-61505 Pieces: 10
200-61505 Pieces: 10

FINISHING SET WITH TWO SMALL TRANSPARENT WINDOWS (SEE ACCESSORIES FOR LED LIGHTING ELEMENTS)



100-61507 Pieces: 20
104-61507 Pieces: 20
123-61507 Pieces: 10
157-61507 Pieces: 10
220-61507 Pieces: 10



101-61507 Pieces: 20
121-61507 Pieces: 10
124-61507 Pieces: 10
161-61507 Pieces: 10
221-61507 Pieces: 10



102-61507 Pieces: 20
122-61507 Pieces: 10
154-61507 Pieces: 10
200-61507 Pieces: 10

COMPLETE UNIT WITH SCREW TERMINALS AND CLAWS



100-62600 Pieces: 10



101-62600 Pieces: 10

Single-pole control switch with three connection terminals



10 A
250 Vac

BASE



170-07100 Pieces: 10 With screw terminals and claws



170-07101 Pieces: 10 With screw terminals, for screw fixing



170-07115 Pieces: 10 With plug-in terminals, for screw fixing



170-77100 Pieces: 10 With screw terminals and claws (centre distance: 71 mm)



170-77101 Pieces: 10 With screw terminals, for screw fixing (centre distance: 71 mm)



170-77105 Pieces: 10 With plug-in terminals and claws (centre distance: 71 mm)



170-77115 Pieces: 10 With plug-in terminals, for screw fixing (centre distance: 71 mm)

FINISHING SET WITH SMALL TRANSPARENT WINDOW (SEE ACCESSORIES FOR LED LIGHTING ELEMENTS)



	100-60005	Pieces: 20		101-60005	Pieces: 20		102-60005	Pieces: 20
	104-60005	Pieces: 20		121-60005	Pieces: 10		122-60005	Pieces: 10
	123-60005	Pieces: 10		124-60005	Pieces: 10		154-60005	Pieces: 10
	157-60005	Pieces: 10		161-60005	Pieces: 10		200-60005	Pieces: 10
	220-60005	Pieces: 10		221-60005	Pieces: 10			

COMPLETE UNIT WITH SCREW TERMINALS AND CLAWS



	100-67100	Pieces: 10		101-67100	Pieces: 10
--	------------------	------------	--	------------------	------------



Two-pole control switch

10 A
250 Vac

BASE



170-01200 Pieces: 10 With screw terminals and claws



170-01201 Pieces: 10 With screw terminals, for screw fixing



170-01215 Pieces: 10 With plug-in terminals, for screw fixing



170-71200 Pieces: 10 With screw terminals and claws (centre distance: 71 mm)



170-71201 Pieces: 10 With screw terminals, for screw fixing (centre distance: 71 mm)



170-71205 Pieces: 10 With plug-in terminals and claws (centre distance: 71 mm)



170-71215 Pieces: 10 With plug-in terminals, for screw fixing (centre distance: 71 mm)

FINISHING SET WITH SMALL TRANSPARENT WINDOW (SEE ACCESSORIES FOR LED LIGHTING ELEMENTS)



100-60005 Pieces: 20
104-60005 Pieces: 20
123-60005 Pieces: 10
157-60005 Pieces: 10
220-60005 Pieces: 10



101-60005 Pieces: 20
121-60005 Pieces: 10
124-60005 Pieces: 10
161-60005 Pieces: 10
221-60005 Pieces: 10



102-60005 Pieces: 20
122-60005 Pieces: 10
154-60005 Pieces: 10
200-60005 Pieces: 10

COMPLETE UNIT WITH SCREW TERMINALS AND CLAWS



100-67200 Pieces: 10



101-67200 Pieces: 10

Two-pole control switch, 16 A



10 A
250 Vac

BASE



170-01300 Pieces: 10 With screw terminals and claws



170-01301 Pieces: 10 With screw terminals, for screw fixing



170-01315 Pieces: 10 With plug-in terminals, for screw fixing



170-71300 Pieces: 10 With screw terminals and claws (centre distance: 71 mm)



170-71301 Pieces: 10 With screw terminals, for screw fixing (centre distance: 71 mm)
















170-71305 Pieces: 10 With plug-in terminals and claws (centre distance: 71 mm)



170-71315 Pieces: 10 With plug-in terminals, for screw fixing (centre distance: 71 mm)

FINISHING SET WITH SMALL TRANSPARENT WINDOW (SEE ACCESSORIES FOR LED LIGHTING ELEMENTS)



	100-60005	Pieces: 20		101-60005	Pieces: 20		102-60005	Pieces: 20
	104-60005	Pieces: 20		121-60005	Pieces: 10		122-60005	Pieces: 10
	123-60005	Pieces: 10		124-60005	Pieces: 10		154-60005	Pieces: 10
	157-60005	Pieces: 10		161-60005	Pieces: 10		200-60005	Pieces: 10
	220-60005	Pieces: 10		221-60005	Pieces: 10			

COMPLETE UNIT WITH SCREW TERMINALS AND CLAWS



	100-67300	Pieces: 10		101-67300	Pieces: 10
---	------------------	------------	---	------------------	------------



Two-way control switch with four connection terminals

10 A
250 Vac

BASE



170-07600 Pieces: 10 With screw terminals and claws



170-07601 Pieces: 10 With screw terminals, for screw fixing



170-07615 Pieces: 10 With plug-in terminals, for screw fixing



170-77600 Pieces: 10 With screw terminals and claws (centre distance: 71 mm)



170-77601 Pieces: 10 With screw terminals, for screw fixing (centre distance: 71 mm)



170-77605 Pieces: 10 With plug-in terminals and claws (centre distance: 71 mm)



170-77615 Pieces: 10 With plug-in terminals, for screw fixing (centre distance: 71 mm)


FINISHING SET WITH SMALL TRANSPARENT WINDOW (SEE ACCESSORIES FOR LED LIGHTING ELEMENTS)



100-60005 Pieces: 20
104-60005 Pieces: 20
123-60005 Pieces: 10
157-60005 Pieces: 10
220-60005 Pieces: 10



101-60005 Pieces: 20
121-60005 Pieces: 10
124-60005 Pieces: 10
161-60005 Pieces: 10
221-60005 Pieces: 10



102-60005 Pieces: 20
122-60005 Pieces: 10
154-60005 Pieces: 10
200-60005 Pieces: 10

COMPLETE UNIT WITH SCREW TERMINALS AND CLAWS



100-67600 Pieces: 10



101-67600 Pieces: 10

Two-pole pull switch

10 A
250 Vac



BASE



170-01200 Pieces: 10 With screw terminals and claws



170-01201 Pieces: 10 With screw terminals, for screw fixing



170-01215 Pieces: 10 With plug-in terminals, for screw fixing



170-71200 Pieces: 10 With screw terminals and claws (centre distance: 71 mm)



170-71201 Pieces: 10 With screw terminals, for screw fixing (centre distance: 71 mm)

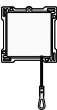


170-71205 Pieces: 10 With plug-in terminals and claws (centre distance: 71 mm)



170-71215 Pieces: 10 With plug-in terminals, for screw fixing (centre distance: 71 mm)

FINISHING SET



100-63606 Pieces: 10
104-63606 Pieces: 10
123-63606 Pieces: 10
157-63606 Pieces: 10
220-63606 Pieces: 10



101-63606 Pieces: 10
121-63606 Pieces: 10
124-63606 Pieces: 10
161-63606 Pieces: 10
221-63606 Pieces: 10



102-63606 Pieces: 10
122-63606 Pieces: 10
154-63606 Pieces: 10
200-63606 Pieces: 10



Two-pole pull switch, 16 A

16 A
250 Vac

BASE



170-01300 Pieces: 10 With screw terminals and claws



170-01301 Pieces: 10 With screw terminals, for screw fixing



170-01315 Pieces: 10 With plug-in terminals, for screw fixing



170-71300 Pieces: 10 With screw terminals and claws (centre distance: 71 mm)



170-71301 Pieces: 10 With screw terminals, for screw fixing (centre distance: 71 mm)

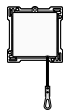


170-71305 Pieces: 10 With plug-in terminals and claws (centre distance: 71 mm)



170-71315 Pieces: 10 With plug-in terminals, for screw fixing (centre distance: 71 mm)

FINISHING SET



100-63606 Pieces: 10
104-63606 Pieces: 10
123-63606 Pieces: 10
157-63606 Pieces: 10
220-63606 Pieces: 10



101-63606 Pieces: 10
121-63606 Pieces: 10
124-63606 Pieces: 10
161-63606 Pieces: 10
221-63606 Pieces: 10



102-63606 Pieces: 10
122-63606 Pieces: 10
154-63606 Pieces: 10
200-63606 Pieces: 10

Two-way pull switch

10 A
250 Vac



BASE



170-01600 Pieces: 10 With screw terminals and claws



170-01601 Pieces: 10 With screw terminals, for screw fixing



170-01615 Pieces: 10 With plug-in terminals, for screw fixing



170-71600 Pieces: 10 With screw terminals and claws (centre distance: 71 mm)



170-71601 Pieces: 10 With screw terminals, for screw fixing (centre distance: 71 mm)

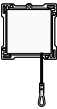


170-71605 Pieces: 10 With plug-in terminals and claws (centre distance: 71 mm)



170-71615 Pieces: 10 With plug-in terminals, for screw fixing (centre distance: 71 mm)

FINISHING SET

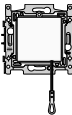


100-63606 Pieces: 10
104-63606 Pieces: 10
123-63606 Pieces: 10
157-63606 Pieces: 10
220-63606 Pieces: 10

101-63606 Pieces: 10
121-63606 Pieces: 10
124-63606 Pieces: 10
161-63606 Pieces: 10
221-63606 Pieces: 10

102-63606 Pieces: 10
122-63606 Pieces: 10
154-63606 Pieces: 10
200-63606 Pieces: 10

COMPLETE UNIT WITH SCREW TERMINALS AND CLAWS



101-63600 Pieces: 10



Two-way pull switch, 16 A



BASE



170-01616 Pieces: 10 With screw terminals and claws



170-01661 Pieces: 10 With screw terminals, for screw fixing



170-01671 Pieces: 10 With plug-in terminals, for screw fixing



170-71616 Pieces: 10 With screw terminals and claws (centre distance: 71 mm)



170-71617 Pieces: 10 With plug-in terminals and claws (centre distance: 71 mm)

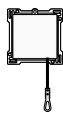


170-71661 Pieces: 10 With screw terminals, for screw fixing (centre distance: 71 mm)



170-71671 Pieces: 10 With plug-in terminals, for screw fixing (centre distance: 71 mm)

FINISHING SET



	100-63606	Pieces: 10
	104-63606	Pieces: 10
	123-63606	Pieces: 10
	157-63606	Pieces: 10
	220-63606	Pieces: 10

	101-63606	Pieces: 10
	121-63606	Pieces: 10
	124-63606	Pieces: 10
	161-63606	Pieces: 10
	221-63606	Pieces: 10

	102-63606	Pieces: 10
	122-63606	Pieces: 10
	154-63606	Pieces: 10
	200-63606	Pieces: 10

Intermediate pull switch

10 A
250 Vac



BASE



170-01700 Pieces: 10 With screw terminals and claws



170-01701 Pieces: 10 With screw terminals, for screw fixing



170-01715 Pieces: 10 With plug-in terminals, for screw fixing



170-71700 Pieces: 10 With screw terminals and claws (centre distance: 71 mm)



170-71701 Pieces: 10 With screw terminals, for screw fixing (centre distance: 71 mm)

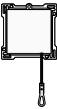


170-71705 Pieces: 10 With plug-in terminals and claws (centre distance: 71 mm)



170-71715 Pieces: 10 With plug-in terminals, for screw fixing (centre distance: 71 mm)

FINISHING SET



100-63606 Pieces: 10
104-63606 Pieces: 10
123-63606 Pieces: 10
157-63606 Pieces: 10
220-63606 Pieces: 10



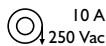
101-63606 Pieces: 10
121-63606 Pieces: 10
124-63606 Pieces: 10
161-63606 Pieces: 10
221-63606 Pieces: 10



102-63606 Pieces: 10
122-63606 Pieces: 10
154-63606 Pieces: 10
200-63606 Pieces: 10



Pull push button, NO or NC



BASE



170-03000 Pieces: 10 With screw terminals and claws



170-03001 Pieces: 10 With screw terminals, for screw fixing



170-03015 Pieces: 10 With plug-in terminals, for screw fixing



170-73000 Pieces: 10 With screw terminals and claws (centre distance: 71 mm)



170-73005 Pieces: 10 With plug-in terminals and claws (centre distance: 71 mm)



170-73001 Pieces: 10 With screw terminals, for screw fixing (centre distance: 71 mm)



170-73015 Pieces: 10 With plug-in terminals, for screw fixing (centre distance: 71 mm)

FINISHING SET




100-63906 Pieces: 10
104-63906 Pieces: 10
123-63906 Pieces: 10
157-63906 Pieces: 10
220-63906 Pieces: 10



101-63906 Pieces: 10
121-63906 Pieces: 10
124-63906 Pieces: 10
161-63906 Pieces: 10
221-63906 Pieces: 10



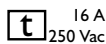
102-63906 Pieces: 10
122-63906 Pieces: 10
154-63906 Pieces: 10
200-63906 Pieces: 10



Two-pole time switch adjustable up to 15 minutes, 16 A

Use CE marked flush-mounting boxes for screw fixing with a flush-mounting depth of 50 mm.

- flush-mounting depth: 40 mm



BASE



170-04800 Pieces: 6 With screw terminals, for screw fixing

FINISHING SET



100-64806 Pieces: 10
104-64806 Pieces: 10
123-64806 Pieces: 10
157-64806 Pieces: 10
220-64806 Pieces: 10



101-64806 Pieces: 10
121-64806 Pieces: 10
124-64806 Pieces: 10
161-64806 Pieces: 10
221-64806 Pieces: 10



102-64806 Pieces: 10
122-64806 Pieces: 10
154-64806 Pieces: 10
200-64806 Pieces: 10

COMPLETE UNIT WITH SCREW TERMINALS, FOR SCREW FIXING

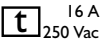


100-64800 Pieces: 6

Two-pole time switch adjustable up to 120 minutes, 16 A

Use CE marked flush-mounting boxes for screw fixing with a flush-mounting depth of 50 mm.

- flush-mounting depth: 40 mm



BASE




170-04900 Pieces: 6 With screw terminals, for screw fixing

FINISHING SET



	100-64906	Pieces: 10		101-64906	Pieces: 10		102-64906	Pieces: 10
	104-64906	Pieces: 10		121-64906	Pieces: 10		122-64906	Pieces: 10
	123-64906	Pieces: 10		124-64906	Pieces: 10		154-64906	Pieces: 10
	157-64906	Pieces: 10		161-64906	Pieces: 10		200-64906	Pieces: 10
	220-64906	Pieces: 10		221-64906	Pieces: 10			



Digital time switch

This time switch is used for switching incandescent lamps and 230 V halogen lamps only.

- 1 or 2 channels
- day and week programs
- permanent memory
- number of switching commands: max. 24
- min. switching time: 1 minute
- operational reserve (available after 12 hours of operation): clock will continue to work for 30 more minutes
- mounting height: 0.8 - 1.5 m
- ambient temperature: 0 - 40 °C
- storage temperature: -25 - 75 °C

BASE WITH SWITCHING CONTACT 10 A, 230 V)



420-00100 Pieces: 6 With screw terminals and claws



420-00101 Pieces: 6 With screw terminals, for screw fixing

BASE WITH POTENTIAL-FREE CONTACT 4 A, 230 V), WITH CAPABILITY TO BE CONNECTED TO AN EXTERNAL PUSH BUTTON



420-00200 Pieces: 6 With screw terminals and claws



420-00201 Pieces: 6 With screw terminals, for screw fixing

BASE WITH TWO SWITCHING CONTACTS 4 A, 230 V), WITH CAPABILITY TO BE CONNECTED TO AN EXTERNAL PUSH BUTTON



420-00300 Pieces: 6 With screw terminals and claws



420-00301 Pieces: 6 With screw terminals, for screw fixing

TWO-WIRE BASE (40 - 400 W, 230 V), WITH CAPABILITY TO BE CONNECTED TO AN EXTERNAL PUSH BUTTON



420-00400 Pieces: 6 With screw terminals and claws



420-00401 Pieces: 6 With screw terminals, for screw fixing

SENSOR



	100-78200	Pieces: 6		101-78200	Pieces: 6		102-78200	Pieces: 6
	104-78200	Pieces: 6		121-78200	Pieces: 6		122-78200	Pieces: 6
	123-78200	Pieces: 6		124-78200	Pieces: 6		154-78200	Pieces: 6
	157-78200	Pieces: 6		161-78200	Pieces: 6		200-78200	Pieces: 6
	220-78200	Pieces: 6		221-78200	Pieces: 6			

Roll-down shutter switch, electrically separated

This switch is used for controlling the motors of roll-down shutters, garage ports, venetian blinds, awnings, etc. To change the rotary direction, place the left key on 'STOP', then press the correct arrow on the right key and finally press 'START' again.



10 A
250 Vac

BASE

	170-05900	Pieces: 10	With screw terminals and claws
	170-05901	Pieces: 10	With screw terminals, for screw fixing
	170-05905	Pieces: 10	With plug-in terminals and claws
	170-05915	Pieces: 10	With plug-in terminals, for screw fixing
	170-75900	Pieces: 10	With screw terminals and claws (centre distance: 71 mm)
	170-75901	Pieces: 10	With screw terminals, for screw fixing (centre distance: 71 mm)
	170-75905	Pieces: 10	With plug-in terminals and claws (centre distance: 71 mm)
	170-75915	Pieces: 10	With plug-in terminals, for screw fixing (centre distance: 71 mm)

FINISHING SET

	100-65905	Pieces: 10		101-65905	Pieces: 10		102-65905	Pieces: 10
	104-65905	Pieces: 10		121-65905	Pieces: 10		122-65905	Pieces: 10
	123-65905	Pieces: 10		124-65905	Pieces: 10		154-65905	Pieces: 10
	157-65905	Pieces: 10		161-65905	Pieces: 10		200-65905	Pieces: 10
	220-65905	Pieces: 10		221-65905	Pieces: 10			

COMPLETE UNIT WITH SCREW TERMINALS AND CLAWS

	100-65900	Pieces: 10		101-65900	Pieces: 10
--	-----------	------------	--	-----------	------------



Digital roll-down shutter switch

- manual control possible
- run time easily adjustable
- day and week programs
- permanent memory
- number of switching commands: max. 24
- min. switching time: 1 minute
- operational reserve (available after 12 hours of operation): clock will continue to work for 30 more minutes
- flush-mounting height: 0.8 - 1.5 m
- ambient temperature: 0 - 40 °C
- storage temperature: -25 - 75 °C

BASE WITH TWO SWITCHING CONTACTS 4 A, 230 V), WITH CAPABILITY TO BE CONNECTED TO AN EXTERNAL PUSH BUTTON



420-00300 Pieces: 6 With screw terminals and claws




420-00301 Pieces: 6 With screw terminals, for screw fixing

SENSOR

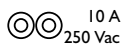


	100-78300	Pieces: 6		101-78300	Pieces: 6		102-78300	Pieces: 6
	104-78300	Pieces: 6		121-78300	Pieces: 6		122-78300	Pieces: 6
	123-78300	Pieces: 6		124-78300	Pieces: 6		154-78300	Pieces: 6
	157-78300	Pieces: 6		161-78300	Pieces: 6		200-78300	Pieces: 6
	220-78300	Pieces: 6		221-78300	Pieces: 6			



Roll-down shutter push button, electrically separated

This push button is used for controlling the motors of roll-down shutters, garage ports, venetian blinds, awnings, etc.



BASE



170-15900 Pieces: 10 With screw terminals and claws



170-15901 Pieces: 10 With screw terminals, for screw fixing



170-15915 Pieces: 10 With plug-in terminals, for screw fixing



170-85900 Pieces: 10 With screw terminals and claws (centre distance: 71 mm)



170-85901 Pieces: 10 With screw terminals, for screw fixing (centre distance: 71 mm)



170-85905 Pieces: 10 With plug-in terminals and claws (centre distance: 71 mm)



170-85915 Pieces: 10 With plug-in terminals, for screw fixing (centre distance: 71 mm)

FINISHING SET



	100-65914	Pieces: 10		101-65914	Pieces: 10		102-65914	Pieces: 10
	104-65914	Pieces: 10		121-65914	Pieces: 10		122-65914	Pieces: 10
	123-65914	Pieces: 10		124-65914	Pieces: 10		154-65914	Pieces: 10
	157-65914	Pieces: 10		161-65914	Pieces: 10		200-65914	Pieces: 10
	220-65914	Pieces: 10		221-65914	Pieces: 10			

Roll-down shutter push button, for electronic controls

This push button is used for controlling the motors of roll-down shutters, garage ports, venetian blinds, awnings, etc.



10 A
250 Vac

BASE



170-25900 Pieces: 10 With screw terminals and claws



170-25901 Pieces: 10 With screw terminals, for screw fixing



170-25915 Pieces: 10 With plug-in terminals, for screw fixing



170-95900 Pieces: 10 With screw terminals and claws (centre distance: 71 mm)



170-95901 Pieces: 10 With screw terminals, for screw fixing (centre distance: 71 mm)



170-95905 Pieces: 10 With plug-in terminals and claws (centre distance: 71 mm)



170-95915 Pieces: 10 With plug-in terminals, for screw fixing (centre distance: 71 mm)


FINISHING SET



100-65918	Pieces: 10	101-65918	Pieces: 10	102-65918	Pieces: 10
104-65918	Pieces: 10	121-65918	Pieces: 10	122-65918	Pieces: 10
123-65918	Pieces: 10	124-65918	Pieces: 10	154-65918	Pieces: 10
157-65918	Pieces: 10	161-65918	Pieces: 10	200-65918	Pieces: 10
220-65918	Pieces: 10	221-65918	Pieces: 10		

Pulse unit with rotary control, 25 A

The pulse unit with rotary control is used for controlling the motors of roll-down shutters, garage ports, venetian blinds, etc.



25 A
250 Vac

BASE



170-35900 Pieces: 10 With screw terminals and claws




170-35901 Pieces: 10 With screw terminals, for screw fixing (centre distance: 71 mm)

FINISHING SET (UP/DOWN)



100-65926	Pieces: 10	101-65926	Pieces: 10	102-65926	Pieces: 10
104-65926	Pieces: 10	121-65926	Pieces: 10	122-65926	Pieces: 10
123-65926	Pieces: 10	124-65926	Pieces: 10	154-65926	Pieces: 10
157-65926	Pieces: 10	161-65926	Pieces: 10	200-65926	Pieces: 10
220-65926	Pieces: 10	221-65926	Pieces: 10		



Rotary switch for motors, three speeds (0-1-2 and 1-2-3), 20 A

20 A
250 Vac

BASE



170-45900 Pieces: 10 With screw terminals and claws



170-45901 Pieces: 10 With screw terminals, for screw fixing (centre distance: 71 mm)

FINISHING SET (1-2-3)




100-65936	Pieces: 10	101-65936	Pieces: 10	102-65936	Pieces: 10
104-65936	Pieces: 10	121-65936	Pieces: 10	122-65936	Pieces: 10
123-65936	Pieces: 10	124-65936	Pieces: 10	154-65936	Pieces: 10
157-65936	Pieces: 10	161-65936	Pieces: 10	200-65936	Pieces: 10
220-65936	Pieces: 10	221-65936	Pieces: 10		

FINISHING SET (0-1-2)



100-65937	Pieces: 10	101-65937	Pieces: 10	102-65937	Pieces: 10
104-65937	Pieces: 10	121-65937	Pieces: 10	122-65937	Pieces: 10
123-65937	Pieces: 10	124-65937	Pieces: 10	154-65937	Pieces: 10
157-65937	Pieces: 10	161-65937	Pieces: 10	200-65937	Pieces: 10
220-65937	Pieces: 10	221-65937	Pieces: 10		



Rotary switch for motors, three speeds (1-0-2), 25 A

Also suitable for use with roll-down shutters if the finishing set 1XX-65926 will be used.

25 A
250 Vac

BASE



170-55900 Pieces: 10 With screw terminals and claws



170-55901 Pieces: 10 With screw terminals, for screw fixing (centre distance: 71 mm)

FINISHING SET (UP/DOWN)



100-65926	Pieces: 10	101-65926	Pieces: 10	102-65926	Pieces: 10
104-65926	Pieces: 10	121-65926	Pieces: 10	122-65926	Pieces: 10
123-65926	Pieces: 10	124-65926	Pieces: 10	154-65926	Pieces: 10
157-65926	Pieces: 10	161-65926	Pieces: 10	200-65926	Pieces: 10
220-65926	Pieces: 10	221-65926	Pieces: 10		

FINISHING SET (1-0-2)



100-65938	Pieces: 10	101-65938	Pieces: 10	102-65938	Pieces: 10
104-65938	Pieces: 10	121-65938	Pieces: 10	122-65938	Pieces: 10
123-65938	Pieces: 10	124-65938	Pieces: 10	154-65938	Pieces: 10
157-65938	Pieces: 10	161-65938	Pieces: 10	200-65938	Pieces: 10
220-65938	Pieces: 10	221-65938	Pieces: 10		

Push button with three connection terminals, NO

10 A
250 Vac



BASE



170-00000 Pieces: 10 With screw terminals and claws



170-00001 Pieces: 10 With screw terminals, for screw fixing



170-00015 Pieces: 10 With plug-in terminals, for screw fixing



170-70000 Pieces: 10 With screw terminals and claws (centre distance: 71 mm)



170-70001 Pieces: 10 With screw terminals, for screw fixing (centre distance: 71 mm)



170-70005 Pieces: 10 With plug-in terminals and claws (centre distance: 71 mm)



170-70015 Pieces: 10 With plug-in terminals, for screw fixing (centre distance: 71 mm)

FINISHING SET



	100-61105	Pieces: 20		101-61105	Pieces: 20		102-61105	Pieces: 20
	104-61105	Pieces: 20		121-61105	Pieces: 10		122-61105	Pieces: 10
	123-61105	Pieces: 10		124-61105	Pieces: 10		154-61105	Pieces: 10
	157-61105	Pieces: 10		161-61105	Pieces: 10		200-61105	Pieces: 10
	220-61105	Pieces: 10		221-61105	Pieces: 10			

FINISHING SET WITH TRANSPARENT TEXT FIELD



	100-60905	Pieces: 20		101-60905	Pieces: 20		102-60905	Pieces: 20
	104-60905	Pieces: 20		121-60905	Pieces: 10		122-60905	Pieces: 10
	123-60905	Pieces: 10		124-60905	Pieces: 10		154-60905	Pieces: 10
	157-60905	Pieces: 10		161-60905	Pieces: 10		200-60905	Pieces: 10
	220-60905	Pieces: 10		221-60905	Pieces: 10			

FINISHING SET WITH SMALL TRANSPARENT WINDOW (SEE ACCESSORIES FOR LED LIGHTING ELEMENTS)



	100-60005	Pieces: 20		101-60005	Pieces: 20		102-60005	Pieces: 20
	104-60005	Pieces: 20		121-60005	Pieces: 10		122-60005	Pieces: 10
	123-60005	Pieces: 10		124-60005	Pieces: 10		154-60005	Pieces: 10
	157-60005	Pieces: 10		161-60005	Pieces: 10		200-60005	Pieces: 10
	220-60005	Pieces: 10		221-60005	Pieces: 10			

COMPLETE UNIT WITH SCREW TERMINALS AND CLAWS



	100-60010	Pieces: 10		101-60010	Pieces: 10
--	------------------	------------	--	------------------	------------

COMPLETE UNIT WITH SCREW TERMINALS AND CLAWS, INCLUDING TEXT FIELD



	100-60900	Pieces: 10		101-60900	Pieces: 10
--	------------------	------------	--	------------------	------------

COMPLETE UNIT WITH SCREW TERMINALS AND CLAWS, INCLUDING SMALL TRANSPARENT WINDOW



	100-60000	Pieces: 10		101-60000	Pieces: 10
--	------------------	------------	--	------------------	------------



Push button with four connection terminals, NO or NC

10 A
250 Vac

BASE



170-03000 Pieces: 10 With screw terminals and claws



170-03001 Pieces: 10 With screw terminals, for screw fixing



170-03015 Pieces: 10 With plug-in terminals, for screw fixing



170-73000 Pieces: 10 With screw terminals and claws (centre distance: 71 mm)



170-73005 Pieces: 10 With plug-in terminals and claws (centre distance: 71 mm)



170-73001 Pieces: 10 With screw terminals, for screw fixing (centre distance: 71 mm)



170-73015 Pieces: 10 With plug-in terminals, for screw fixing (centre distance: 71 mm)

FINISHING SET



100-61105 Pieces: 20
104-61105 Pieces: 20
123-61105 Pieces: 10
157-61105 Pieces: 10
220-61105 Pieces: 10



101-61105 Pieces: 20
121-61105 Pieces: 10
124-61105 Pieces: 10
161-61105 Pieces: 10
221-61105 Pieces: 10



102-61105 Pieces: 20
122-61105 Pieces: 10
154-61105 Pieces: 10
200-61105 Pieces: 10

FINISHING SET WITH TRANSPARENT TEXT FIELD



100-60905 Pieces: 20
104-60905 Pieces: 20
123-60905 Pieces: 10
157-60905 Pieces: 10
220-60905 Pieces: 10



101-60905 Pieces: 20
121-60905 Pieces: 10
124-60905 Pieces: 10
161-60905 Pieces: 10
221-60905 Pieces: 10



102-60905 Pieces: 20
122-60905 Pieces: 10
154-60905 Pieces: 10
200-60905 Pieces: 10

FINISHING SET WITH SMALL TRANSPARENT WINDOW (SEE ACCESSORIES FOR LED LIGHTING ELEMENTS)



100-60005 Pieces: 20
104-60005 Pieces: 20
123-60005 Pieces: 10
157-60005 Pieces: 10
220-60005 Pieces: 10



101-60005 Pieces: 20
121-60005 Pieces: 10
124-60005 Pieces: 10
161-60005 Pieces: 10
221-60005 Pieces: 10



102-60005 Pieces: 20
122-60005 Pieces: 10
154-60005 Pieces: 10
200-60005 Pieces: 10

COMPLETE UNIT WITH SCREW TERMINALS AND CLAWS



100-03000 Pieces: 10

Four-fold potential-free 24 V push button, NO



BASE



170-40050 Pieces: 6 With screw terminals and claws



170-40051 Pieces: 6 With screw terminals, for screw fixing



170-47050 Pieces: 6 With screw terminals and claws (centre distance: 71 mm)



170-47051 Pieces: 6 With screw terminals, for screw fixing (centre distance: 71 mm)

FINISHING SET



100-40050 Pieces: 6
104-40050 Pieces: 6
123-40050 Pieces: 6
157-40050 Pieces: 6
220-40050 Pieces: 6



101-40050 Pieces: 6
121-40050 Pieces: 6
124-40050 Pieces: 6
161-40050 Pieces: 6
221-40050 Pieces: 6



102-40050 Pieces: 6
122-40050 Pieces: 6
154-40050 Pieces: 6
200-40050 Pieces: 6

FINISHING SET WITH TRANSPARENT TEXT FIELD



100-40250 Pieces: 6
104-40250 Pieces: 6
123-40250 Pieces: 6
157-40250 Pieces: 6
220-40250 Pieces: 6



101-40250 Pieces: 6
121-40250 Pieces: 6
124-40250 Pieces: 6
161-40250 Pieces: 6
221-40250 Pieces: 6



102-40250 Pieces: 6
122-40250 Pieces: 6
154-40250 Pieces: 6
200-40250 Pieces: 6



Four-fold potential-free 24 V push button with leds, NO

BASE WITH AMBER LEDS



170-40150 Pieces: 6 With screw terminals and claws



170-40151 Pieces: 6 With screw terminals, for screw fixing



170-47150 Pieces: 6 With screw terminals and claws (centre distance 71 mm)



170-47151 Pieces: 6 With screw terminals for screw fixing (centre distance 71 mm)

BASE WITH BLUE LEDS



170-40160 Pieces: 6 With screw terminals and claws



170-40161 Pieces: 6 With screw terminals, for screw fixing



170-47160 Pieces: 6 With screw terminals and claws (centre distance 71 mm)



170-47161 Pieces: 6 With screw terminals for screw fixing (centre distance 71 mm)

FINISHING SET



100-40150 Pieces: 6
104-40150 Pieces: 6
123-40150 Pieces: 6
157-40150 Pieces: 6
220-40150 Pieces: 6



101-40150 Pieces: 6
121-40150 Pieces: 6
124-40150 Pieces: 6
161-40150 Pieces: 6
221-40150 Pieces: 6



102-40150 Pieces: 6
122-40150 Pieces: 6
154-40150 Pieces: 6
200-40150 Pieces: 6

FINISHING SET WITH TRANSPARENT TEXT FIELD



100-40350 Pieces: 6
104-40350 Pieces: 6
123-40350 Pieces: 6
157-40350 Pieces: 6
220-40350 Pieces: 6



101-40350 Pieces: 6
121-40350 Pieces: 6
124-40350 Pieces: 6
161-40350 Pieces: 6
221-40350 Pieces: 6



102-40350 Pieces: 6
122-40350 Pieces: 6
154-40350 Pieces: 6
200-40350 Pieces: 6

Six-fold potential-free 24 V push button, NO



BASE



170-60050 Pieces: 6 With screw terminals and claws



170-60051 Pieces: 6 With screw terminals, for screw fixing



170-67050 Pieces: 6 With screw terminals and claws (centre distance 71 mm)



170-67051 Pieces: 6 With screw terminals for screw fixing (centre distance 71 mm)

FINISHING SET



	100-60050	Pieces: 6		101-60050	Pieces: 6		102-60050	Pieces: 6
	104-60050	Pieces: 6		121-60050	Pieces: 6		122-60050	Pieces: 6
	123-60050	Pieces: 6		124-60050	Pieces: 6		154-60050	Pieces: 6
	157-60050	Pieces: 6		161-60050	Pieces: 6		200-60050	Pieces: 6
	220-60050	Pieces: 6		221-60050	Pieces: 6			



Six-fold potential-free 24 V push button with leds, NO



BASE WITH AMBER LEDS



170-60150 Pieces: 6 With screw terminals and claws



170-60151 Pieces: 6 With screw terminals, for screw fixing



170-67150 Pieces: 6 With screw terminals and claws (centre distance 71 mm)



170-67151 Pieces: 6 With screw terminals for screw fixing (centre distance 71 mm)

BASE WITH BLUE LEDS



170-60160 Pieces: 6 With screw terminals and claws



170-60161 Pieces: 6 With screw terminals, for screw fixing



170-67160 Pieces: 6 With screw terminals and claws (centre distance 71 mm)



170-67161 Pieces: 6 With screw terminals for screw fixing (centre distance 71 mm)

FINISHING SET



100-60150 Pieces: 6



104-60150 Pieces: 6



123-60150 Pieces: 6



157-60150 Pieces: 6



220-60150 Pieces: 6



101-60150 Pieces: 6



121-60150 Pieces: 6



124-60150 Pieces: 6



161-60150 Pieces: 6



221-60150 Pieces: 6



102-60150 Pieces: 6



122-60150 Pieces: 6



154-60150 Pieces: 6



200-60150 Pieces: 6

Double push button, NO or NC



10 A
250 Vac

BASE



170-05000 Pieces: 10 With screw terminals and claws



170-05001 Pieces: 10 With screw terminals, for screw fixing



170-05015 Pieces: 10 With plug-in terminals, for screw fixing



170-75000 Pieces: 10 With screw terminals and claws (centre distance: 71 mm)



170-75001 Pieces: 10 With screw terminals, for screw fixing (centre distance: 71 mm)



170-75005 Pieces: 10 With plug-in terminals and claws (centre distance: 71 mm)



170-75015 Pieces: 10 With plug-in terminals, for screw fixing (centre distance: 71 mm)

FINISHING SET



	100-61505	Pieces: 20		101-61505	Pieces: 20		102-61505	Pieces: 20
	104-61505	Pieces: 20		121-61505	Pieces: 10		122-61505	Pieces: 10
	123-61505	Pieces: 10		124-61505	Pieces: 10		154-61505	Pieces: 10
	157-61505	Pieces: 10		161-61505	Pieces: 10		200-61505	Pieces: 10
	220-61505	Pieces: 10		221-61505	Pieces: 10			

FINISHING SET WITH TWO SMALL TRANSPARENT WINDOWS (SEE ACCESSORIES FOR LED LIGHTING ELEMENTS)



	100-61507	Pieces: 20		101-61507	Pieces: 20		102-61507	Pieces: 20
	104-61507	Pieces: 20		121-61507	Pieces: 10		122-61507	Pieces: 10
	123-61507	Pieces: 10		124-61507	Pieces: 10		154-61507	Pieces: 10
	157-61507	Pieces: 10		161-61507	Pieces: 10		200-61507	Pieces: 10
	220-61507	Pieces: 10		221-61507	Pieces: 10			

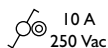
COMPLETE UNIT WITH SCREW TERMINALS AND CLAWS



	100-65000	Pieces: 10		101-65000	Pieces: 10
--	------------------	------------	--	------------------	------------



Two-way switch + NO push button



BASE



170-05600 Pieces: 10 With screw terminals and claws



170-05601 Pieces: 10 With screw terminals, for screw fixing



170-05615 Pieces: 10 With plug-in terminals, for screw fixing



170-75600 Pieces: 10 With screw terminals and claws (centre distance: 71 mm)



170-75601 Pieces: 10 With screw terminals, for screw fixing (centre distance: 71 mm)



170-75605 Pieces: 10 With plug-in terminals and claws (centre distance: 71 mm)



170-75615 Pieces: 10 With plug-in terminals, for screw fixing (centre distance: 71 mm)

FINISHING SET



100-61505 Pieces: 20
104-61505 Pieces: 20
123-61505 Pieces: 10
157-61505 Pieces: 10
220-61505 Pieces: 10



101-61505 Pieces: 20
121-61505 Pieces: 10
124-61505 Pieces: 10
161-61505 Pieces: 10
221-61505 Pieces: 10



102-61505 Pieces: 20
122-61505 Pieces: 10
154-61505 Pieces: 10
200-61505 Pieces: 10

FINISHING SET WITH TWO SMALL TRANSPARENT WINDOWS (SEE ACCESSORIES FOR LED LIGHTING ELEMENTS)



100-61507 Pieces: 20
104-61507 Pieces: 20
123-61507 Pieces: 10
157-61507 Pieces: 10
220-61507 Pieces: 10



101-61507 Pieces: 20
121-61507 Pieces: 10
124-61507 Pieces: 10
161-61507 Pieces: 10
221-61507 Pieces: 10



102-61507 Pieces: 20
122-61507 Pieces: 10
154-61507 Pieces: 10
200-61507 Pieces: 10

COMPLETE UNIT WITH SCREW TERMINALS AND CLAWS




100-65016 Pieces: 10

Push button (6 A) with E10 lamp with amber led

This push button is provided with an E10 lamp with amber 230 Vac LED. See accessories for other LED colours. The push button is:

- suitable for neon lamps (230 V) or LED lamps (6 V, 12 V, 24 V and 230 V) with an E10 lamp base.
- not suitable for incandescent lamps with an E10 lamp base.



⊗ 6 A
250 Vac

BASE

170-04000 Pieces: 10 With screw terminals and claws



170-04001 Pieces: 10 With screw terminals, for screw fixing



170-74000 Pieces: 10 With screw terminals and claws (centre distance: 71 mm)



170-74001 Pieces: 10 With screw terminals, for screw fixing (centre distance: 71 mm)

FINISHING SET WITH TRANSPARENT RING

	100-64006	Pieces: 20		101-64006	Pieces: 20		102-64006	Pieces: 20
	104-64006	Pieces: 20		121-64006	Pieces: 10		122-64006	Pieces: 10
	123-64006	Pieces: 10		124-64006	Pieces: 10		154-64006	Pieces: 10
	157-64006	Pieces: 10		161-64006	Pieces: 10		200-64006	Pieces: 10
	220-64006	Pieces: 10		221-64006	Pieces: 10			

FINISHING SET WITH TRANSPARENT RING AND BELL SYMBOL

	100-64007	Pieces: 20		101-64007	Pieces: 20		102-64007	Pieces: 20
	104-64007	Pieces: 20		121-64007	Pieces: 10		122-64007	Pieces: 10
	123-64007	Pieces: 10		124-64007	Pieces: 10		154-64007	Pieces: 10
	157-64007	Pieces: 10		161-64007	Pieces: 10		200-64007	Pieces: 10
	220-64007	Pieces: 10		221-64007	Pieces: 10			

FINISHING SET WITH TRANSPARENT RING AND LAMP SYMBOL

	100-64008	Pieces: 20		101-64008	Pieces: 20		102-64008	Pieces: 20
	104-64008	Pieces: 20		121-64008	Pieces: 10		122-64008	Pieces: 10
	123-64008	Pieces: 10		124-64008	Pieces: 10		154-64008	Pieces: 10
	157-64008	Pieces: 10		161-64008	Pieces: 10		200-64008	Pieces: 10
	220-64008	Pieces: 10		221-64008	Pieces: 10			

FINISHING SET WITH TRANSPARENT RING AND KEY SYMBOL

	100-64009	Pieces: 20		101-64009	Pieces: 20		102-64009	Pieces: 20
	104-64009	Pieces: 20		121-64009	Pieces: 10		122-64009	Pieces: 10
	123-64009	Pieces: 10		124-64009	Pieces: 10		154-64009	Pieces: 10
	157-64009	Pieces: 10		161-64009	Pieces: 10		200-64009	Pieces: 10
	220-64009	Pieces: 10		221-64009	Pieces: 10			

COMPLETE UNIT WITH SCREW TERMINALS AND CLAWS, TRANSPARENT RING AND E10 LAMP WITH AMBER LED

	100-64000	Pieces: 10		101-64000	Pieces: 10
--	------------------	------------	--	------------------	------------



Electronic thermostat

Two-point control for central heating, electric heating or air conditioning.

- power supply voltage: 230 Vac, 50 Hz
- two operating modes: heating and air conditioning
- three-position switch: on (day setting), eco (night setting) and off (standby)
- adjustment range: 5 - 30 °C (adjustable)
- programming precision: ± 1 °C
- hysteresis: 1 °C
- mounting height: 1.5 m
- two-way contact: 8 A (potential-free)

COMPLETE UNIT FOR SCREW FIXING



	100-88001	Pieces: 6		101-88001	Pieces: 6		102-88001	Pieces: 6
	104-88001	Pieces: 6		121-88001	Pieces: 6		122-88001	Pieces: 6
	123-88001	Pieces: 6		124-88001	Pieces: 6		154-88001	Pieces: 6
	157-88001	Pieces: 6		161-88001	Pieces: 6		200-88001	Pieces: 6
	220-88001	Pieces: 6		221-88001	Pieces: 6			

COMPLETE UNIT WITH SCREW TERMINALS AND CLAWS



	100-88000	Pieces: 6		101-88000	Pieces: 6		102-88000	Pieces: 6
	104-88000	Pieces: 6		121-88000	Pieces: 6		122-88000	Pieces: 6
	123-88000	Pieces: 6		124-88000	Pieces: 6		154-88000	Pieces: 6
	157-88000	Pieces: 6		161-88000	Pieces: 6		200-88000	Pieces: 6
	220-88000	Pieces: 6		221-88000	Pieces: 6			



Digital clock thermostat 1 A with intelligent regulation for controlling motors

The digital thermostat with timeswitch can be used to control electronic valves or the electric heating in order to regulate the temperature of the room. The thermostat can also be connected to a central heating system if it is suitable for being controlled by an on/off contact. The actuator can switch a maximum of 1 A when it is used for temperature control.

- day and week programs
- programming precision: ± 0.5 °C
- operational reserve (available after 12 hours of operation): clock will continue to work for 30 more minutes
- permanent memory
- number of switching commands: max. 24
- three temperature levels: day, night and antifreeze
- permanent time or temperature display is programmable
- PI control
- control via pulse-width modulation (PWM)

COMPLETE UNIT WITH SCREW TERMINALS AND CLAWS



	100-88102	Pieces: 6		101-88102	Pieces: 6		102-88102	Pieces: 6
	104-88102	Pieces: 6		121-88102	Pieces: 6		122-88102	Pieces: 6
	123-88102	Pieces: 6		124-88102	Pieces: 6		154-88102	Pieces: 6
	157-88102	Pieces: 6		161-88102	Pieces: 6		200-88102	Pieces: 6
	220-88102	Pieces: 6		221-88102	Pieces: 6			

COMPLETE UNIT FOR SCREW FIXING




	100-88103	Pieces: 6		101-88103	Pieces: 6		102-88103	Pieces: 6
	104-88103	Pieces: 6		121-88103	Pieces: 6		122-88103	Pieces: 6
	123-88103	Pieces: 6		124-88103	Pieces: 6		154-88103	Pieces: 6
	157-88103	Pieces: 6		161-88103	Pieces: 6		200-88103	Pieces: 6
	220-88103	Pieces: 6		221-88103	Pieces: 6			

Speed regulator for motors (ventilation)

- only to be used with electronic precharge 09-016-10
- built-in two-way switch
- power supply voltage: 230 Vac \pm 10%, 40 - 60 Hz
- maximum load: 200 VA
- minimum load: 20 W
- minimum rotational speed adjustable

- thermal overload protection without reset function
- short-circuit protection via fuse (F 3.15 AH)
- built-in spare fuse
- connection terminals: 2 x 1.5 mm² or 1 x 2.5 mm²
- ambient temperature: 20 °C

**BASE**


310-01800 Pieces: 6 With screw terminals and claws



310-01801 Pieces: 6 With screw terminals, for screw fixing

FINISHING SET

	100-31000	Pieces: 10		101-31000	Pieces: 10		102-31000	Pieces: 10
	104-31000	Pieces: 10		121-31000	Pieces: 10		122-31000	Pieces: 10
	123-31000	Pieces: 10		124-31000	Pieces: 10		154-31000	Pieces: 10
	157-31000	Pieces: 10		161-31000	Pieces: 10		200-31000	Pieces: 10
	220-31000	Pieces: 10		221-31000	Pieces: 10			

Blind plate**BASE**

170-68600 Pieces: 10 For claw fixing



170-68700 Pieces: 10 For screw fixing



170-68800 Pieces: 10 For claw fixing (centre distance: 71 mm)



170-68900 Pieces: 10 For screw fixing (centre distance: 71 mm)

BLIND PLATES 45X45 MM

	100-76901	Pieces: 10		101-76901	Pieces: 10		102-76901	Pieces: 10
	104-76901	Pieces: 10		121-76901	Pieces: 10		122-76901	Pieces: 10
	123-76901	Pieces: 10		124-76901	Pieces: 10		154-76901	Pieces: 10
	157-76901	Pieces: 10		161-76901	Pieces: 10		200-76901	Pieces: 10
	220-76901	Pieces: 10		221-76901	Pieces: 10			

COMPLETE UNIT FOR CLAW FIXING

	100-76900	Pieces: 10		101-76900	Pieces: 10
--	------------------	------------	--	------------------	------------



Blind plate with strain relief

The finishing set has an opening of 6.6 mm which can be extended to 14.4 mm by removing the additional break-out surfaces.

BASE



170-00600 Pieces: 10 For claw fixing



170-00700 Pieces: 10 For screw fixing



170-00800 Pieces: 10 For claw fixing (centre distance: 71 mm)



170-00900 Pieces: 10 For screw fixing (centre distance: 71 mm)

FINISHING SET WITH CABLE OUTLET



100-76001 Pieces: 10



104-76001 Pieces: 10



123-76001 Pieces: 10



157-76001 Pieces: 10



220-76001 Pieces: 10



101-76001 Pieces: 10



121-76001 Pieces: 10



124-76001 Pieces: 10



161-76001 Pieces: 10



221-76001 Pieces: 10



102-76001 Pieces: 10



122-76001 Pieces: 10



154-76001 Pieces: 10



200-76001 Pieces: 10

COMPLETE UNIT WITH CABLE INLET, FOR CLAW FIXING

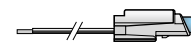


100-76000 Pieces: 10



101-76000 Pieces: 10

Led lighting elements



The LED lighting element with automatic connection has a signalling function when combined with a single-pole switch, a two-way or intermediate switch, an NO push button or an NO or NC push button.

In combination with a two-pole switch, this LED lighting element has a control function (only 170-37123 and 170-37323).

LED LIGHTING ELEMENTS SPECIFICALLY FOR SWITCHES WITH SCREW TERMINALS



170-37123 Pieces: 10 With automatic connection, blue, 230 Vac



170-37323 Pieces: 10 With automatic connection, amber, 230 Vac

LED LIGHTING ELEMENTS SPECIFICALLY FOR SWITCHES WITH PLUG-IN TERMINALS (NOT FOR NIKO HYDRO)

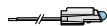


170-77123 Pieces: 10 With automatic connection, blue, 230 Vac



170-77323 Pieces: 10 With automatic connection, amber, 230 Vac

LED LIGHTING ELEMENTS



170-37212 Pieces: 10 With wires, blue, 12 Vac/Vdc



170-37223 Pieces: 10 With wires, blue, 230 Vac



170-37224 Pieces: 10 With wires, blue, 24 Vac/Vdc



170-37423 Pieces: 10 With wires, amber, 230 Vac



170-37424 Pieces: 10 With wires, amber, 24 Vac/Vdc



170-37623 Pieces: 10 With wires, red, 230 Vac



170-37823 Pieces: 10 With wires, green, 230 Vac

E10 lamps for 6 A push buttons



ACCESSORIES



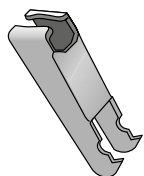
170-37001 Pieces: 10 With amber 230 Vac LED



170-37002 Pieces: 10 With blue 230 Vac LED



170-37003 Pieces: 10 With red 230 Vac LED

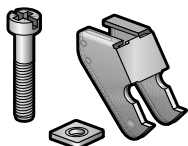


Long claw

ACCESSORIES



170-71003 Pieces: 20 For switches and socket outlets



Claws

Set of claws, screws and nuts to switch from screw fixing to claw fixing. The set is suitable for 50 bases.

ACCESSORIES



170-71005 Pieces: 100 For switches



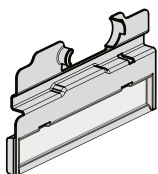
170-71006 Pieces: 100 For socket outlets with screw terminals



170-71007 Pieces: 100 For socket outlets with plug-in terminals



170-71008 Pieces: 100 For 45 x 45 mm functions (RJ45, TV ...)



Label holder

The label holder is used for labelling, for example, switching material. It can be repositioned at another location and can be combined with all functions and the three series of flush surround plates (Niko Original, Niko Intense and Niko Pure). The label holder can be positioned left, right, at the bottom or at the top, and remains in position when removing the flush surround plate, e.g. for paintwork or cleaning.

- maximum label dimensions: 6 x 42 mm
- maximum text size: Arial 16 pt

ACCESSORIES



170-00096 Pieces: 50 Label holder



Protective cap for paintwork

The protective cap is always placed over a mechanism equipped with a finishing set. It is suitable for the Niko Original, Niko Pure and Niko Intense series.

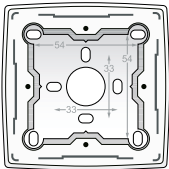
ACCESSORIES






170-00099 Pieces: 100 Protective cap for paintwork

Surface-mounting boxes

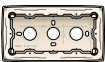
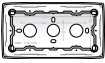

These surface-mounting boxes are suitable for all flush-mounting devices from the Niko Original series (except for the time switches). They are mounted directly on the wall (screws supplied).



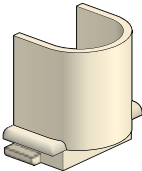
SINGLE SURFACE-MOUNTING BOX

	100-77100	Pieces: 10
	101-77100	Pieces: 10
	102-77100	Pieces: 10



DOUBLE SURFACE-MOUNTING BOX

	100-77500	Pieces: 5
	101-77500	Pieces: 5
	102-77500	Pieces: 5



Conduit fittings



M16 CONDUIT FITTING

	11-865	Pieces: 50	cream
	31-865	Pieces: 50	white

M20 CONDUIT FITTING

	11-866	Pieces: 50	cream
	31-866	Pieces: 50	white

Electronic precharge

The electronic precharge replaces the classic ohmic load and can be easily flush mounted due to the extremely compact housing made of heat-resistant, thermoplastic material. It is safe in all flush-mounting circumstances due to a heating of merely 35 °C higher than the ambient temperature. The electronic precharge is up to 56% cooler than the normal solutions based on resistances (54% energy-saving compared to the classic ohmic load). It has to be connected in parallel to the primary circuit of the load.

- dimensions: 65 x 48 x 28 mm (HxWxD)
- ambient temperature: max. 40 °C
- weight: 0,270 kg



ACCESSORIES

09-016-10	Pieces: 6	Electronic precharge
------------------	-----------	----------------------



Audio with cinch connection

BASE



170-68600 Pieces: 10 For claw fixing



170-68700 Pieces: 10 For screw fixing



170-68800 Pieces: 10 For claw fixing (centre distance: 71 mm)



170-68900 Pieces: 10 For screw fixing (centre distance: 71 mm)

FINISHING SET FOR DOUBLE CINCH CONNECTION



100-69716 Pieces: 10



104-69716 Pieces: 10



123-69716 Pieces: 10



157-69716 Pieces: 10



221-69716 Pieces: 10



101-69716 Pieces: 10



121-69716 Pieces: 10



124-69716 Pieces: 10



161-69716 Pieces: 10



102-69716 Pieces: 10



122-69716 Pieces: 10



154-69716 Pieces: 10



200-69716 Pieces: 10

FINISHING SET FOR THREE-FOLD CINCH CONNECTION



100-69717 Pieces: 10



104-69717 Pieces: 10



123-69717 Pieces: 10



157-69717 Pieces: 10



220-69717 Pieces: 10



101-69717 Pieces: 10



121-69717 Pieces: 10



124-69717 Pieces: 10



161-69717 Pieces: 10



221-69717 Pieces: 10



102-69717 Pieces: 10



122-69717 Pieces: 10



154-69717 Pieces: 10



200-69717 Pieces: 10

Audio with xlr or jack connection (neutrik)

Fixing screws supplied with the finishing set.



BASE



170-68600 Pieces: 10 For claw fixing



170-68700 Pieces: 10 For screw fixing



170-68800 Pieces: 10 For claw fixing (centre distance: 71 mm)



170-68900 Pieces: 10 For screw fixing (centre distance: 71 mm)

FINISHING SET



100-69856 Pieces: 10



104-69856 Pieces: 10



123-69856 Pieces: 10



157-69856 Pieces: 10



220-69856 Pieces: 10



101-69856 Pieces: 10



121-69856 Pieces: 10



124-69856 Pieces: 10



161-69856 Pieces: 10



221-69856 Pieces: 10



102-69856 Pieces: 10



122-69856 Pieces: 10



154-69856 Pieces: 10



200-69856 Pieces: 10

ACCESSORIES




170-39852 Pieces: 10 Female XLR connector



170-39853 Pieces: 10 Male XLR connector



170-39854 Pieces: 10 Jack connector



Single loudspeaker connection

- maximum cable thickness: 4 mm²

BASE


170-09800

Pieces: 10

With screw terminals and claws


170-09801

Pieces: 10

With screw terminals, for screw fixing


170-79800

Pieces: 10

With screw terminals and claws (centre distance: 71 mm)


170-79801

Pieces: 10

With screw terminals, for screw fixing (centre distance: 71 mm)

FINISHING SET


100-69801

Pieces: 10


104-69801

Pieces: 10


123-69801

Pieces: 10


157-69801

Pieces: 10


220-69801

Pieces: 10


101-69801

Pieces: 10


121-69801

Pieces: 10


124-69801

Pieces: 10


161-69801

Pieces: 10


221-69801

Pieces: 10


102-69801

Pieces: 10


122-69801

Pieces: 10


154-69801

Pieces: 10


200-69801

Pieces: 10


COMPLETE UNIT FOR CLAW FIXING


100-69800

Pieces: 10


101-69800

Pieces: 10



Double loudspeaker connection

- maximum cable thickness: 4 mm²

BASE


170-09700

Pieces: 10

With screw terminals and claws


170-09701

Pieces: 10

With screw terminals, for screw fixing


170-79700

Pieces: 10

With screw terminals and claws (centre distance: 71 mm)


170-79701

Pieces: 10

With screw terminals, for screw fixing (centre distance: 71 mm)

FINISHING SET


100-69701

Pieces: 10


104-69701

Pieces: 10


123-69701

Pieces: 10


157-69701

Pieces: 10


220-69701

Pieces: 10


101-69701

Pieces: 10


121-69701

Pieces: 10


124-69701

Pieces: 10


161-69701

Pieces: 10


221-69701

Pieces: 10


102-69701

Pieces: 10


122-69701

Pieces: 10


154-69701

Pieces: 10


200-69701

Pieces: 10

COMPLETE UNIT FOR CLAW FIXING


100-69700

Pieces: 10


101-69700

Pieces: 10

Hdmi connection

For concealing HDMI cables in the wall or in TV and office furniture. Two socket outlets with HDMI-HDMI connection are used to join the cable in an item of furniture or in a false wall without conduit. If a conduit is present (for example, in a masonry wall), one side of the HDMI connector is connected to a socket outlet with HDMI-HDMI connection and the other side is cut off, pulled through the conduit and attached to the screw connector of the socket outlet with HDMI-screw connection.



- mounting: flush-mounting box with a minimum flush-mounting depth of 60 mm
- cable: with angular HDMI connector
- HDMI connection: type A, female
- screw connection: removable screw connector, 2 x 10 connection terminals
- cable housing and heat shrink tubing included

BASE



170-68600 Pieces: 10 For claw fixing



170-68700 Pieces: 10 For screw fixing



170-68800 Pieces: 10 For claw fixing (centre distance: 71 mm)



170-68900 Pieces: 10 For screw fixing (centre distance: 71 mm)

FINISHING SET WITH HDMI/SCREW CONNECTION



	100-69416	Pieces: 10
	104-69416	Pieces: 10
	123-69416	Pieces: 10
	157-69416	Pieces: 10
	220-69416	Pieces: 10

	101-69416	Pieces: 10
	121-69416	Pieces: 10
	124-69416	Pieces: 10
	161-69416	Pieces: 10
	221-69416	Pieces: 10

	102-69416	Pieces: 10
	122-69416	Pieces: 10
	154-69416	Pieces: 10
	200-69416	Pieces: 10

FINISHING SET WITH HDMI/HDMI CONNECTION



	100-69417	Pieces: 10
	104-69417	Pieces: 10
	123-69417	Pieces: 10
	157-69417	Pieces: 10
	220-69417	Pieces: 10

	101-69417	Pieces: 10
	121-69417	Pieces: 10
	124-69417	Pieces: 10
	161-69417	Pieces: 10
	221-69417	Pieces: 10

	102-69417	Pieces: 10
	122-69417	Pieces: 10
	154-69417	Pieces: 10
	200-69417	Pieces: 10



Simple male coax connection

DIN 45325, IEC 60169-2
connection attenuation < 1dB

BASE



170-09120 Pieces: 10 With screw terminals and claw fixing



170-09121 Pieces: 10 With screw terminals and screw fixing



170-79120 Pieces: 10 With screw terminals and claw fixing, centre distance 71 mm

FINISHING SET



100-69101 Pieces: 10
104-69101 Pieces: 10
123-69101 Pieces: 10
157-69101 Pieces: 10
220-69101 Pieces: 10



101-69101 Pieces: 10
121-69101 Pieces: 10
124-69101 Pieces: 10
161-69101 Pieces: 10
221-69101 Pieces: 10



102-69101 Pieces: 10
122-69101 Pieces: 10
154-69101 Pieces: 10
200-69101 Pieces: 10

COMPLETE UNIT FOR CLAW FIXING



100-69120 Pieces: 10

DIN RAIL CONNECTOR (INCL. DIN RAIL ADAPTER AND CONNECTOR TV)



650-16900 Pieces: 10 DIN-rail coax F-connector TV (for RG59 cable)

2 x simple coax connection EDU TV + FM

DIN 45325, IEC 60169-2

connection attenuation TV < 1dB; FM < 3dB

DIN 45325, IEC 60169-2

connection attenuation TV < 1dB; FM < 3dB



BASE



170-09500 Pieces: 10 With screw terminals and claw fixing



170-09501 Pieces: 10 With screw terminals and screw fixing















170-79500 Pieces: 10 With screw terminals and claw fixing, centre distance 71 mm



170-79501 Pieces: 10 With screw terminals and screw fixing, centre distance 71 mm

FINISHING SET



	100-69702	Pieces: 10		101-69702	Pieces: 10		102-69702	Pieces: 10
	104-69702	Pieces: 10		121-69702	Pieces: 10		122-69702	Pieces: 10
	123-69702	Pieces: 10		124-69702	Pieces: 10		154-69702	Pieces: 10
	157-69702	Pieces: 10		161-69702	Pieces: 10		200-69702	Pieces: 10
	220-69702	Pieces: 10		221-69702	Pieces: 10			

COMPLETE UNIT FOR CLAW FIXING




	100-69500	Pieces: 10		101-69500	Pieces: 10
---	------------------	------------	---	------------------	------------

DIN RAIL CONNECTOR (INCL. DIN RAIL ADAPTER AND CONNECTOR TV)



650-16900 Pieces: 10 DIN-rail coax F-connector TV (for RG59 cable)



Coax connection for TV and FM and a satellite connection

DIN 45325, IEC 60169-2

connection attenuation TV < 1dB (5-80MHz); 1,5dB ±1dB (125-860MHz)

connection attenuation FM < 3dB (88-108MHz)

connection attenuation satellite: 2,5dB ±1dB

BASE



170-09550 Pieces: 10 With screw terminals and claw fixing



170-09551 Pieces: 10 With screw terminals and screw fixing



170-79550 Pieces: 10 With screw terminals and claw fixing, centre distance 71 mm



170-79551 Pieces: 10 With screw terminals and screw fixing, centre distance 71 mm

FINISHING SET



100-69551 Pieces: 10



104-69551 Pieces: 10



123-69551 Pieces: 10



157-69551 Pieces: 10



220-69551 Pieces: 10



101-69551 Pieces: 10



121-69551 Pieces: 10



124-69551 Pieces: 10



161-69551 Pieces: 10



221-69551 Pieces: 10



102-69551 Pieces: 10



122-69551 Pieces: 10



154-69551 Pieces: 10



200-69551 Pieces: 10

COMPLETE UNIT FOR CLAW FIXING



100-69550 Pieces: 10

DIN RAIL CONNECTOR (INCL. DIN RAIL ADAPTER AND CONNECTOR TV + SAT)



650-16910 Pieces: 10 DIN rail coax F-connector TV+Sat (RG6)

2 x multiple coax connection GEDU TV + FM

Only for use in looped networks!

DIN 45325, IEC 60169-2

connection attenuation TV, FM: 15dB \pm 1dB

passage attenuation < 1dB

Always use in combination with a television amplifier of at least 20dB



Connect the terminal resistance 170-29601 to the last socket.

BASE

170-09600 Pieces: 10 With screw terminals and claw fixing



170-09601 Pieces: 10 With screw terminals and screw fixing







170-79600 Pieces: 10 With screw terminals and claw fixing, centre distance 71 mm



170-79601 Pieces: 10 With screw terminals and screw fixing, centre distance 71 mm

FINISHING SET

	100-69702	Pieces: 10		101-69702	Pieces: 10		102-69702	Pieces: 10
	104-69702	Pieces: 10		121-69702	Pieces: 10		122-69702	Pieces: 10
	123-69702	Pieces: 10		124-69702	Pieces: 10		154-69702	Pieces: 10
	157-69702	Pieces: 10		161-69702	Pieces: 10		200-69702	Pieces: 10
	220-69702	Pieces: 10		221-69702	Pieces: 10			

COMPLETE UNIT FOR CLAW FIXING


	100-69600	Pieces: 10		101-69600	Pieces: 10
---	------------------	------------	---	------------------	------------

DIN RAIL CONNECTOR (INCL. DIN RAIL ADAPTER AND CONNECTOR TV)

650-16900 Pieces: 10 DIN-rail coax F-connector TV (for RG59 cable)

ACCESSORIES

170-29601 Pieces: 10 Terminal resistor for GEDU connections



Telephone socket 2 x RJ11 parallel

BASE



170-09030

Pieces: 10

With screw terminals and claw fixing



170-09031

Pieces: 10

With screw terminals and screw fixing



170-79030

Pieces: 10

With screw terminals and claw fixing, centre distance 71 mm



170-79031

Pieces: 10

With screw terminals and screw fixing, centre distance 71 mm

FINISHING SET



100-69031

Pieces: 10

104-69031

Pieces: 10

123-69031

Pieces: 10

157-69031

Pieces: 10

220-69031

Pieces: 10



101-69031

Pieces: 10

121-69031

Pieces: 10

124-69031

Pieces: 10

161-69031

Pieces: 10

221-69031

Pieces: 10



102-69031

Pieces: 10

122-69031

Pieces: 10

154-69031

Pieces: 10

200-69031

Pieces: 10

COMPLETE UNIT FOR CLAW FIXING



100-69030

Pieces: 10



101-69030

Pieces: 10

DIN RAIL CONNECTOR (INCL. DIN RAIL ADAPTER AND CONNECTOR RJ11 UTP)



650-11113

Pieces: 10

DIN rail RJ11 UTP

Adsl/VDSL splitter RJ11

Suitable for ADSL, ADSL2, ADSL2+ and VDSL2 (standard ITU G.933.2).

**BASE**

170-09090 Pieces: 10 With screw terminals and claw fixing

















170-09091 Pieces: 10 With screw terminals and screw fixing




170-79090 Pieces: 10 With screw terminals and claw fixing, centre distance 71 mm

FINISHING SET

	100-69091	Pieces: 10		101-69091	Pieces: 10		102-69091	Pieces: 10
	104-69091	Pieces: 10		121-69091	Pieces: 10		122-69091	Pieces: 10
	123-69091	Pieces: 10		124-69091	Pieces: 10		154-69091	Pieces: 10
	157-69091	Pieces: 10		161-69091	Pieces: 10		200-69091	Pieces: 10
	220-69091	Pieces: 10		221-69091	Pieces: 10			

COMPLETE UNIT FOR CLAW FIXING

	100-69090	Pieces: 10		101-69090	Pieces: 10
---	------------------	------------	---	------------------	------------

COMPLETE UNIT FOR SCREW FIXING, CENTRE DISTANCE 71 MM

	100-79090	Pieces: 10		101-79090	Pieces: 10
---	------------------	------------	---	------------------	------------

DIN RAIL CONNECTOR (INCL. DIN RAIL ADAPTER AND CONNECTOR RJ11 UTP)

650-11113 Pieces: 10 DIN rail RJ11 UTP



1 x RJ11 UTP, flat set

Incl. adapter 9.1 and 1 connector

BASE



170-65113 Pieces: 10 For claw fixing



170-65213 Pieces: 10 For screw fixing



170-75113 Pieces: 10 For claw fixing, centre distance 71 mm



170-75213 Pieces: 10 For screw fixing, centre distance 71 mm

FINISHING SET WITH NON-TRANSPARENT LABELLING WINDOW



100-65100 Pieces: 10
104-65100 Pieces: 10
123-65100 Pieces: 10
157-65100 Pieces: 10
220-65100 Pieces: 10



101-65100 Pieces: 10
121-65100 Pieces: 10
124-65100 Pieces: 10
161-65100 Pieces: 10
221-65100 Pieces: 10



102-65100 Pieces: 10
122-65100 Pieces: 10
154-65100 Pieces: 10
200-65100 Pieces: 10

COMPLETE UNIT FOR CLAW FIXING, WITH NON-TRANSPARENT LABELLING WINDOW



100-65113 Pieces: 10
101-65113 Pieces: 10

DIN RAIL CONNECTOR (INCL. DIN RAIL ADAPTER AND CONNECTOR RJ11 UTP)



650-11113 Pieces: 10 DIN rail RJ11 UTP

2 x RJ11 UTP, flat set

Incl. 2 x adapter 9.1 and 2 connectors



BASE



170-65114 Pieces: 10 For claw fixing



170-65214 Pieces: 10 For screw fixing

















170-75114 Pieces: 10 For claw fixing, centre distance 71 mm



170-75214 Pieces: 10 For screw fixing, centre distance 71 mm

FINISHING SET WITH NON-TRANSPARENT LABELLING WINDOW



	100-65200	Pieces: 10		101-65200	Pieces: 10		102-65200	Pieces: 10
	104-65200	Pieces: 10		121-65200	Pieces: 10		122-65200	Pieces: 10
	123-65200	Pieces: 10		124-65200	Pieces: 10		154-65200	Pieces: 10
	157-65200	Pieces: 10		161-65200	Pieces: 10		200-65200	Pieces: 10
	220-65200	Pieces: 10		221-65200	Pieces: 10			

BASE




	100-65114	Pieces: 10		101-65114	Pieces: 10
--	------------------	------------	--	------------------	------------

DIN RAIL CONNECTOR (INCL. DIN RAIL ADAPTER AND CONNECTOR RJ11 UTP)



650-11113 Pieces: 10 DIN rail RJ11 UTP



Mechanism with coaxial connection and RJ45 connection Cat5E

Combination coax with RJ45 connection, UTP Cat5E, TV connection attenuation < 1 dB.

The standard connector which is provided with the product (Cat5E UTP RJ45 connector) can be replaced with the Niko Cat5E STP RJ 45 connector (650-45055), the Niko Cat6 UTP RJ45 connector (650-45061).

BASE



NEW

170-65158

Pieces: 6

For claw fixing



NEW

170-65178

Pieces: 6

For screw fixing



NEW

170-65138

Pieces: 6

For screw fixing, centre distance 71 mm

FINISHING SET


100-65702

Pieces: 10


104-65702

Pieces: 10


123-65702

Pieces: 10


157-65702

Pieces: 10


220-65702

Pieces: 10


101-65702

Pieces: 10


121-65702

Pieces: 10


124-65702

Pieces: 10


161-65702

Pieces: 10


221-65702

Pieces: 10


102-65702

Pieces: 10


122-65702

Pieces: 10


154-65702

Pieces: 10


200-65702

Pieces: 10

COMPLETE UNIT FOR SCREW FIXING, CENTRE DISTANCE 71 MM


100-65138

Pieces: 6


101-65138

Pieces: 6

DIN RAIL CONNECTOR (INCL. DIN RAIL ADAPTER AND CONNECTOR RJ45 UTP CAT.5E)


650-14551

Pieces: 10

DIN rail RJ45 UTP Cat.5E

DIN RAIL CONNECTOR (INCL. DIN RAIL ADAPTER AND CONNECTOR TV + SAT)


650-16910

Pieces: 10

DIN rail coax F-connector TV+Sat (RG6)

Mechanism with coax connection and RJ45 connection Cat6

Combination coax with RJ45 connection UTP Cat6, connection attenuation TV < 1dB.

The Cat6 UTP RJ45 connector supplied as standard can be replaced by a Niko Cat5E STP (650-45055) RJ45 connector or a Niko Cat6 STP (650-45066) RJ45 connector.

**BASE****NEW****170-65258**

Pieces: 6

For claw fixing

**NEW****170-65278**

Pieces: 6

For screw fixing

**NEW****170-65238**

Pieces: 6

For screw fixing, centre distance 71 mm

FINISHING SET**100-65702**

Pieces: 10

**104-65702**

Pieces: 10

**123-65702**

Pieces: 10

**157-65702**

Pieces: 10

**220-65702**

Pieces: 10

**101-65702**

Pieces: 10

**121-65702**

Pieces: 10

**124-65702**

Pieces: 10

**161-65702**

Pieces: 10

**221-65702**

Pieces: 10

**102-65702**

Pieces: 10

**122-65702**

Pieces: 10

**154-65702**

Pieces: 10

**200-65702**

Pieces: 10

COMPLETE UNIT FOR SCREW FIXING, CENTER DISTANCE 71 MM**100-65238**

Pieces: 6

**101-65238**

Pieces: 6

COMPLETE UNIT FOR CLAW FIXING**100-65258**

Pieces: 6

**101-65258**

Pieces: 6

DIN RAIL CONNECTOR (INCL. DIN RAIL ADAPTER AND CONNECTOR RJ45 UTP CAT6)**650-14561**


Pieces: 10

DIN rail RJ45 UTP Cat.6

DIN RAIL CONNECTOR (INCL. DIN RAIL ADAPTER AND CONNECTOR TV + SAT)**650-16910**

Pieces: 10

DIN rail coax F-connector TV+Sat (RG6)



1 x RJ45 UTP Cat5E, flat set

Incl. adapter 9.1 and 1 connector

BASE



170-65151 Pieces: 10 For claw fixing



170-65251 Pieces: 10 For screw fixing



170-75151 Pieces: 10 For claw fixing, centre distance 71 mm



170-75251 Pieces: 10 For screw fixing, centre distance 71 mm

FINISHING SET WITH NON-TRANSPARENT LABELLING WINDOW



100-65100 Pieces: 10
104-65100 Pieces: 10
123-65100 Pieces: 10
157-65100 Pieces: 10
220-65100 Pieces: 10



101-65100 Pieces: 10
121-65100 Pieces: 10
124-65100 Pieces: 10
161-65100 Pieces: 10
221-65100 Pieces: 10



102-65100 Pieces: 10
122-65100 Pieces: 10
154-65100 Pieces: 10
200-65100 Pieces: 10

COMPLETE SET FOR CLAW FIXING, WITH NON-TRANSPARENT LABELLING WINDOW



100-65151 Pieces: 10



101-65151 Pieces: 10

COMPLETE UNIT FOR SCREW FIXING, WITH NON-TRANSPARENT LABELLING WINDOW



100-65251 Pieces: 10



101-65251 Pieces: 10

COMPLETE UNIT FOR SCREW FIXING



100-75251 Pieces: 10



101-75251 Pieces: 10

DIN RAIL CONNECTOR (INCL. DIN RAIL ADAPTER AND CONNECTOR RJ45 UTP CAT.5E)



650-14551 Pieces: 10 DIN rail RJ45 UTP Cat.5E

2 x RJ45 UTP Cat5E, flat set

Incl. 2 x adapter 9.1 and 2 connectors



BASE



170-65152 Pieces: 10 For claw fixing



170-65252 Pieces: 10 For screw fixing



170-75152 Pieces: 10 For claw fixing, centre distance 71 mm



170-75252 Pieces: 10 For screw fixing, centre distance 71 mm

FINISHING SET WITH NON-TRANSPARENT LABELLING WINDOW



	100-65200	Pieces: 10		101-65200	Pieces: 10		102-65200	Pieces: 10
	104-65200	Pieces: 10		121-65200	Pieces: 10		122-65200	Pieces: 10
	123-65200	Pieces: 10		124-65200	Pieces: 10		154-65200	Pieces: 10
	157-65200	Pieces: 10		161-65200	Pieces: 10		200-65200	Pieces: 10
	220-65200	Pieces: 10		221-65200	Pieces: 10			

COMPLETE UNIT FOR CLAW FIXING, WITH NON-TRANSPARENT TEXT FIELD



	100-65152	Pieces: 10		101-65152	Pieces: 10
--	------------------	------------	--	------------------	------------

COMPLETE SET FOR SCREW FIXING, WITH NON-TRANSPARENT TEXT FIELD



	100-65252	Pieces: 10		101-65252	Pieces: 10
--	------------------	------------	--	------------------	------------

COMPLETE UNIT WITH SCREW TERMINALS




	100-75252	Pieces: 10		101-75252	Pieces: 10
--	------------------	------------	--	------------------	------------

DIN RAIL CONNECTOR (INCL. DIN RAIL ADAPTER AND CONNECTOR RJ45 UTP CAT.5E)



650-14551 Pieces: 10 DIN rail RJ45 UTP Cat.5E



1 x RJ45 STP Cat5E, flat set

Incl. adapter 9.1 and 1 connector

BASE



170-65155 Pieces: 10 For claw fixing



170-65255 Pieces: 10 For screw fixing



170-75155 Pieces: 10 For claw fixing, centre distance 71 mm



170-75255 Pieces: 10 For screw fixing, centre distance 71 mm

FINISHING SET WITH NON-TRANSPARENT LABELLING WINDOW



100-65100 Pieces: 10
104-65100 Pieces: 10
123-65100 Pieces: 10
157-65100 Pieces: 10
220-65100 Pieces: 10



101-65100 Pieces: 10
121-65100 Pieces: 10
124-65100 Pieces: 10
161-65100 Pieces: 10
221-65100 Pieces: 10



102-65100 Pieces: 10
122-65100 Pieces: 10
154-65100 Pieces: 10
200-65100 Pieces: 10

COMPLETE UNIT FOR CLAW FIXING, WITH NON-TRANSPARENT LABELLING WINDOW



100-65155 Pieces: 10



101-65155 Pieces: 10

COMPLETE UNIT FOR SCREW FIXING, WITH NON-TRANSPARENT LABELLING WINDOW



100-65255 Pieces: 10



101-65255 Pieces: 10

COMPLETE UNIT FOR SCREW FIXING



100-75255 Pieces: 10



101-75255 Pieces: 10

DIN RAIL CONNECTOR (INCL. DIN RAIL ADAPTER AND CONNECTOR RJ45 STP CAT.5E)



650-14555 Pieces: 10 DIN rail RJ45 STP Cat.5E

2 x RJ45 STP Cat5E, flat set

Incl. 2x adapter 9.1 and 2 connectors



BASE



170-65156 Pieces: 10 For claw fixing



170-65256 Pieces: 10 For screw fixing



170-75156 Pieces: 10 For claw fixing, centre distance 71 mm



170-75256 Pieces: 10 For screw fixing, centre distance 71 mm

FINISHING SET WITH NON-TRANSPARENT LABELLING WINDOW



100-65200 Pieces: 10



104-65200 Pieces: 10



123-65200 Pieces: 10



157-65200 Pieces: 10



220-65200 Pieces: 10



101-65200 Pieces: 10



121-65200 Pieces: 10



124-65200 Pieces: 10



161-65200 Pieces: 10



221-65200 Pieces: 10



102-65200 Pieces: 10



122-65200 Pieces: 10



154-65200 Pieces: 10



200-65200 Pieces: 10

COMPLETE UNIT FOR CLAW FIXING, WITH NON-TRANSPARENT LABELLING WINDOW



100-65156 Pieces: 10



101-65156 Pieces: 10

COMPLETE UNIT FOR SCREW FIXING, WITH NON-TRANSPARENT LABELLING WINDOW



100-65256 Pieces: 10



101-65256 Pieces: 10

COMPLETE UNIT FOR SCREW FIXING



100-75256 Pieces: 10




101-75256 Pieces: 10

DIN RAIL CONNECTOR (INCL. DIN RAIL ADAPTER AND CONNECTOR RJ45 STP CAT.5E)



650-14555 Pieces: 10 DIN rail RJ45 STP Cat.5E



1 x RJ45 UTP Cat6, flat set

Incl. adapter 9.1 and 1 connector

BASE



170-65161 Pieces: 10 For claw fixing



170-65261 Pieces: 10 For screw fixing



170-75161 Pieces: 10 For claw fixing, centre distance 71 mm



170-75261 Pieces: 10 For screw fixing, centre distance 71 mm

FINISHING SET WITH NON-TRANSPARENT LABELLING WINDOW



100-65100 Pieces: 10
104-65100 Pieces: 10
123-65100 Pieces: 10
157-65100 Pieces: 10
220-65100 Pieces: 10



101-65100 Pieces: 10
121-65100 Pieces: 10
124-65100 Pieces: 10
161-65100 Pieces: 10
221-65100 Pieces: 10



102-65100 Pieces: 10
122-65100 Pieces: 10
154-65100 Pieces: 10
200-65100 Pieces: 10

DIN RAIL CONNECTOR (INCL. DIN RAIL ADAPTER AND CONNECTOR RJ45 UTP CAT6)



650-14561 Pieces: 10 DIN rail RJ45 UTP Cat.6

2 x RJ45 UTP Cat6, flat set

Incl. 2x adapter 9.1 and 2 connectors



BASE



170-65162 Pieces: 10 For claw fixing



170-65262 Pieces: 10 For screw fixing

















170-75162 Pieces: 10 For claw fixing, centre distance 71 mm



170-75262 Pieces: 10 For screw fixing, centre distance 71 mm

FINISHING SET WITH NON-TRANSPARENT LABELLING WINDOW




	100-65200	Pieces: 10		101-65200	Pieces: 10		102-65200	Pieces: 10
	104-65200	Pieces: 10		121-65200	Pieces: 10		122-65200	Pieces: 10
	123-65200	Pieces: 10		124-65200	Pieces: 10		154-65200	Pieces: 10
	157-65200	Pieces: 10		161-65200	Pieces: 10		200-65200	Pieces: 10
	220-65200	Pieces: 10		221-65200	Pieces: 10			

DIN RAIL CONNECTOR (INCL. DIN RAIL ADAPTER AND CONNECTOR RJ45 UTP CAT6)



650-14561 Pieces: 10 DIN rail RJ45 UTP Cat.6



2 x RJ45 UTP Cat6, oblique set

Incl. adapter 9.4 and 2 connectors

BASE



170-65362 Pieces: 10 For screw fixing



170-75362 Pieces: 10 For screw fixing, centre distance 71 mm

FINISHING SET WITH TRANSPARENT LABELLING WINDOW




	100-65400	Pieces: 10		101-65400	Pieces: 10		102-65400	Pieces: 10
	104-65400	Pieces: 10		121-65400	Pieces: 10		122-65400	Pieces: 10
	123-65400	Pieces: 10		124-65400	Pieces: 10		154-65400	Pieces: 10
	157-65400	Pieces: 10		161-65400	Pieces: 10		200-65400	Pieces: 10
	220-65400	Pieces: 10		221-65400	Pieces: 10			

DIN RAIL CONNECTOR (INCL. DIN RAIL ADAPTER AND CONNECTOR RJ45 UTP CAT6)



650-14561 Pieces: 10 DIN rail RJ45 UTP Cat.6



1 x RJ45 STP Cat6, flat set

Incl. adapter 9.1 and 1 connector

BASE



170-65166 Pieces: 10 For claw fixing



170-65266 Pieces: 10 For screw fixing



170-75166 Pieces: 10 For claw fixing, centre distance 71 mm



170-75266 Pieces: 10 For screw fixing, centre distance 71 mm

FINISHING SET WITH NON-TRANSPARENT LABELLING WINDOW



	100-65100	Pieces: 10		101-65100	Pieces: 10		102-65100	Pieces: 10
	104-65100	Pieces: 10		121-65100	Pieces: 10		122-65100	Pieces: 10
	123-65100	Pieces: 10		124-65100	Pieces: 10		154-65100	Pieces: 10
	157-65100	Pieces: 10		161-65100	Pieces: 10		200-65100	Pieces: 10
	220-65100	Pieces: 10		221-65100	Pieces: 10			

DIN RAIL CONNECTOR (INCL. DIN RAIL ADAPTER AND CONNECTOR RJ45 STP CAT.6)



650-14566 Pieces: 10 DIN rail RJ45 STP Cat.6

2 x RJ45 STP Cat6, flat set

Incl. 2x adapter 9.1 and 2 connectors

**BASE****170-65167** Pieces: 10 For claw fixing**170-65267** Pieces: 10 For screw fixing**170-75167** Pieces: 10 For claw fixing, centre distance 71 mm**170-75267** Pieces: 10 For screw fixing, centre distance 71 mm**FINISHING SET WITH NON-TRANSPARENT LABELLING WINDOW**

	100-65200	Pieces: 10		101-65200	Pieces: 10		102-65200	Pieces: 10
	104-65200	Pieces: 10		121-65200	Pieces: 10		122-65200	Pieces: 10
	123-65200	Pieces: 10		124-65200	Pieces: 10		154-65200	Pieces: 10
	157-65200	Pieces: 10		161-65200	Pieces: 10		200-65200	Pieces: 10
	220-65200	Pieces: 10		221-65200	Pieces: 10			

COMPLETE UNIT FOR CLAW FIXING, WITH NON-TRANSPARENT LABELLING WINDOW

	100-65167	Pieces: 10		101-65167	Pieces: 10
--	------------------	------------	--	------------------	------------

COMPLETE UNIT FOR SCREW FIXING, WITH NON-TRANSPARENT LABELLING WINDOW

	100-65267	Pieces: 10		101-65267	Pieces: 10
--	------------------	------------	--	------------------	------------

DIN RAIL CONNECTOR (INCL. DIN RAIL ADAPTER AND CONNECTOR RJ45 STP CAT.6)**650-14566** Pieces: 10 DIN rail RJ45 STP Cat.6**2 x RJ45 STP Cat6, oblique set**

Incl. adapter 9.4 and 2 connectors

**BASE****170-65367** Pieces: 10 For screw fixing**170-75367** Pieces: 10 For screw fixing, centre distance 71 mm**FINISHING SET WITH TRANSPARENT LABELLING WINDOW**

	100-65400	Pieces: 10		101-65400	Pieces: 10		102-65400	Pieces: 10
	104-65400	Pieces: 10		121-65400	Pieces: 10		122-65400	Pieces: 10
	123-65400	Pieces: 10		124-65400	Pieces: 10		154-65400	Pieces: 10
	157-65400	Pieces: 10		161-65400	Pieces: 10		200-65400	Pieces: 10
	220-65400	Pieces: 10		221-65400	Pieces: 10			

DIN RAIL CONNECTOR (INCL. DIN RAIL ADAPTER AND CONNECTOR RJ45 STP CAT.6)**650-14566** Pieces: 10 DIN rail RJ45 STP Cat.6



Connectors

ACCESSORIES



650-45051 Pieces: 10 RJ45 connector, UTP, cat. 5E



650-45055 Pieces: 10 RJ45 connector, STP, cat. 5E



650-45061 Pieces: 10 RJ45 connector, UTP, cat. 6



650-45066 Pieces: 10 RJ45 connector, STP, cat. 6



650-45013 Pieces: 10 RJ11 connector, UTP



Din rail connectors

includes DIN-rail adapter and the connector

DIN RAIL CONNECTOR (INCL. DIN RAIL ADAPTER AND CONNECTOR RJ11 UTP)



650-11113 Pieces: 10 DIN rail RJ11 UTP

DIN RAIL CONNECTOR (INCL. DIN RAIL ADAPTER AND CONNECTOR RJ45 UTP CAT.5E)



650-14551 Pieces: 10 DIN rail RJ45 UTP Cat.5E

DIN RAIL CONNECTOR (INCL. DIN RAIL ADAPTER AND CONNECTOR RJ45 STP CAT.5E)



650-14555 Pieces: 10 DIN rail RJ45 STP Cat.5E

DIN RAIL CONNECTOR (INCL. DIN RAIL ADAPTER AND CONNECTOR RJ45 UTP CAT6)



650-14561 Pieces: 10 DIN rail RJ45 UTP Cat.6

DIN RAIL CONNECTOR (INCL. DIN RAIL ADAPTER AND CONNECTOR RJ45 STP CAT.6)



650-14566 Pieces: 10 DIN rail RJ45 STP Cat.6

DIN RAIL CONNECTOR (INCL. DIN RAIL ADAPTER AND CONNECTOR TV)



650-16900 Pieces: 10 DIN-rail coax F-connector TV (for RG59 cable)

DIN RAIL CONNECTOR (INCL. DIN RAIL ADAPTER AND CONNECTOR TV + SAT)



650-16910 Pieces: 10 DIN rail coax F-connector TV+Sat (RG6)

Accessories



BASE



170-68600 Pieces: 10 For claw fixing



170-68700 Pieces: 10 For screw fixing



170-68800 Pieces: 10 For claw fixing (centre distance: 71 mm)



170-68900 Pieces: 10 For screw fixing (centre distance: 71 mm)















TRANSPARENT LABELLING WINDOW

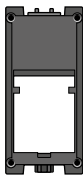


190-65000 Pieces: 50

BLIND PLATES 45X45 MM



	100-76901	Pieces: 10		101-76901	Pieces: 10		102-76901	Pieces: 10
	104-76901	Pieces: 10		121-76901	Pieces: 10		122-76901	Pieces: 10
	123-76901	Pieces: 10		124-76901	Pieces: 10		154-76901	Pieces: 10
	157-76901	Pieces: 10		161-76901	Pieces: 10		200-76901	Pieces: 10
	220-76901	Pieces: 10		221-76901	Pieces: 10			



Adapters

ADAPTERS FOR FLAT FINISHING SETS FOR NIKO 650-450XX, SINGLE



170-65901 Pieces: 10 Single adapter 9.1

ADAPTERS FOR FLAT FINISHING SETS FOR OTHER BRANDS, SINGLE



170-65101 Pieces: 10 Single adapter 1 (for AMP, Siemon, Nexans, Brandrex, etc.)



170-65201 Pieces: 10 Single adapter 2 (for systimax, etc.)



170-65501 Pieces: 10 Single adapter 5 (for Krone, Kerpen, Radiall, Panduit, etc.)



170-65601 Pieces: 10 Single adapter 6 (for panduit, etc.)



170-65701 Pieces: 10 Single adapter 7 (for CAE, Abitana, Prysmian, Molex, etc.)

ADAPTERS FOR FLAT FINISHING SETS FOR NIKO 02-399-XX, SINGLE



170-65401 Pieces: 10 Single adapter 4.1

ADAPTERS FOR FLAT FINISHING SETS FOR NIKO 02-399-XX, DOUBLE



170-65402 Pieces: 10 Double adapter 4.2

ADAPTERS FOR FLAT FINISHING SETS FOR OTHER BRANDS, DOUBLE



170-65302 Pieces: 10 Double adapter 3.2 (for ITT, etc.)

ADAPTERS FOR OBLIQUE FINISHING SETS FOR NIKO 650-450XX, DOUBLE




170-65904 Pieces: 10 Double adapter angled 9.4

ADAPTERS FOR OBLIQUE FINISHING SETS FOR NIKO 02-399-XX, DOUBLE



170-65404 Pieces: 10 Double adapter angled 4.4



Universal rotary dimmer 5 - 325 W, 3 wire

Dimmer for incandescent lamps, 230 V halogen lamps, all low-voltage halogen lamps, dimmable economy lamps and dimmable LED lamps.

- to be used with or without light value memory
- for use with more than one control point, in combination with (a maximum of five) rotary button extensions (310-02000)
- incandescent lamps: 5 - 325 W
- 230 V halogen lamps: 5 - 325 W
- dimmable economy lamps: 5 - 200 W (max. 10)
- dimmable LED lamps: 5 - 200 W (max. 10)
- ferromagnetic transformer: 20 - 325 W
- toroidal core transformer: 20 - 325 W
- electronic transformer: 20 - 325 W
- minimum load: 5 W
- maximum load: 325 W
- overload protection with automatic reset function
- electronic short-circuit protection
- powerline communication interference suppression
- connection terminals: 2 x 2.5 mm²
- ambient temperature: 35 °C

BASE



310-01900 Pieces: 6 With screw terminals and claws




310-01901 Pieces: 6 With screw terminals, for screw fixing

FINISHING SET



100-31003	Pieces: 10	101-31003	Pieces: 10	102-31003	Pieces: 10
104-31003	Pieces: 10	121-31003	Pieces: 10	122-31003	Pieces: 10
123-31003	Pieces: 10	124-31003	Pieces: 10	154-31003	Pieces: 10
157-31003	Pieces: 10	161-31003	Pieces: 10	200-31003	Pieces: 10
220-31003	Pieces: 10	221-31003	Pieces: 10		



Rotary button extension, 3 wire

Rotary button extension for the universal rotary dimmer with PLC interference suppression 5 - 325 W.

- up to five extensions per universal rotary dimmer 5 - 325 W (310-01900)
- power supply voltage: 230 Vac \pm 10%, 50 Hz
- connection terminals: 2 x 2.5 mm²

BASE



310-02000 Pieces: 6 With screw terminals and claws



310-02001 Pieces: 6 With screw terminals, for screw fixing

FINISHING SET



100-31003	Pieces: 10	101-31003	Pieces: 10	102-31003	Pieces: 10
104-31003	Pieces: 10	121-31003	Pieces: 10	122-31003	Pieces: 10
123-31003	Pieces: 10	124-31003	Pieces: 10	154-31003	Pieces: 10
157-31003	Pieces: 10	161-31003	Pieces: 10	200-31003	Pieces: 10
220-31003	Pieces: 10	221-31003	Pieces: 10		

Rotary dimmer 500 VA, 2 wire

Dimmer for incandescent lamps, 230 V halogen lamps and low-voltage halogen lamps with ferromagnetic transformer or toroidal core transformer.

- to be used for single-pole, two-way or intermediate switching
- built-in two-way switch
- power supply voltage: 230 Vac \pm 10%, 40 - 60 Hz
- incandescent lamps: 500 W
- 230 V halogen lamps: 400 W
- ferromagnetic transformer: 500 VA
- toroidal core transformer: 200 VA
- minimum load: 50 VA
- overload protection with automatic reset function
- short-circuit protection via fuse
- built-in spare fuse
- connection terminals: 2 x 1.5 mm² or 1 x 2.5 mm²
- ambient temperature: 20 °C

**BASE**

310-01600 Pieces: 6 With screw terminals and claws



310-01601 Pieces: 6 With screw terminals, for screw fixing

FINISHING SET

	100-31000	Pieces: 10		101-31000	Pieces: 10		102-31000	Pieces: 10
	104-31000	Pieces: 10		121-31000	Pieces: 10		122-31000	Pieces: 10
	123-31000	Pieces: 10		124-31000	Pieces: 10		154-31000	Pieces: 10
	157-31000	Pieces: 10		161-31000	Pieces: 10		200-31000	Pieces: 10
	220-31000	Pieces: 10		221-31000	Pieces: 10			

ACCESSORIES

310-00001 Pieces: 10 Fuse holder for rotary dimmers

Rotary dimmer 320 VA, 2 wire

Dimmer for incandescent lamps, 230 V halogen lamps and low-voltage halogen lamps with electronic transformer.

- to be used for single-pole, two-way or intermediate switching
- built-in two-way switch
- power supply voltage: 230 Vac \pm 10%, 50 Hz \pm 1 Hz
- incandescent lamps: 250 W
- 230 V halogen lamps: 250 W
- electronic transformer: 320 VA
- minimum load: 20 W/35 VA
- hum-free
- powerline communication interference suppression
- overload protection with automatic reset function
- electronic short-circuit protection
- connection terminals: 2 x 1.5 mm² or 1 x 2.5 mm²
- ambient temperature: 20 °C

**BASE**


310-01700 Pieces: 6 With screw terminals and claws



310-01701 Pieces: 6 With screw terminals, for screw fixing

FINISHING SET

	100-31000	Pieces: 10		101-31000	Pieces: 10		102-31000	Pieces: 10
	104-31000	Pieces: 10		121-31000	Pieces: 10		122-31000	Pieces: 10
	123-31000	Pieces: 10		124-31000	Pieces: 10		154-31000	Pieces: 10
	157-31000	Pieces: 10		161-31000	Pieces: 10		200-31000	Pieces: 10
	220-31000	Pieces: 10		221-31000	Pieces: 10			



Rotary dimmer 420 W, 2 wire

Dimmer for incandescent lamps and 230 V halogen lamps.

- to be used for single-pole, two-way or intermediate switching
- built-in two-way switch
- power supply voltage: 230 Vac \pm 10%, 40 - 60 Hz
- incandescent lamps: 420 W
- 230 V halogen lamps: 300 W
- minimum load: 60 W
- overload protection with automatic reset function
- short-circuit protection via fuse
- built-in spare fuse
- connection terminals: 2 x 1.5 mm² or 1 x 2.5 mm²
- ambient temperature: 20 °C



BASE



310-01400 Pieces: 6 With screw terminals and claws



310-01401 Pieces: 6 With screw terminals, for screw fixing

FINISHING SET




	100-31000	Pieces: 10		101-31000	Pieces: 10		102-31000	Pieces: 10
	104-31000	Pieces: 10		121-31000	Pieces: 10		122-31000	Pieces: 10
	123-31000	Pieces: 10		124-31000	Pieces: 10		154-31000	Pieces: 10
	157-31000	Pieces: 10		161-31000	Pieces: 10		200-31000	Pieces: 10
	220-31000	Pieces: 10		221-31000	Pieces: 10			

ACCESSORIES



310-00001 Pieces: 10 Fuse holder for rotary dimmers



Rotary dimmer 300 W, 2 wire

Dimmer for incandescent lamps and 230 V halogen lamps.

- to be used for single-pole, two-way or intermediate switching
- built-in two-way switch
- power supply voltage: 230 Vac \pm 10%, 40 - 60 Hz
- incandescent lamps: 300 W
- 230 V halogen lamps: 250 W
- minimum load: 60 W
- overload protection with automatic reset function
- short-circuit protection via fuse
- built-in spare fuse
- connection terminals: 2 x 1.5 mm² or 1 x 2.5 mm²
- ambient temperature: 20 °C

BASE



310-01300 Pieces: 6 With screw terminals and claws



310-01301 Pieces: 6 With screw terminals, for screw fixing

FINISHING SET



	100-31000	Pieces: 10		101-31000	Pieces: 10		102-31000	Pieces: 10
	104-31000	Pieces: 10		121-31000	Pieces: 10		122-31000	Pieces: 10
	123-31000	Pieces: 10		124-31000	Pieces: 10		154-31000	Pieces: 10
	157-31000	Pieces: 10		161-31000	Pieces: 10		200-31000	Pieces: 10
	220-31000	Pieces: 10		221-31000	Pieces: 10			

ACCESSORIES



310-00001 Pieces: 10 Fuse holder for rotary dimmers

Rotary dimmer for systems with 1-10 V current control

Dimmer for switching and controlling dimmable electronic control gear (ECG) for fluorescent lighting, compact fluorescent lighting and dimmable LED lighting.

- to be used for single-pole switching
- built-in single-pole switch (max. 2 A)
- power supply voltage: 230 Vac \pm 10%, 50 Hz \pm 1 Hz
- maximum control: 45 mA
- minimum control: 0.1 mA
- compatible with all electronic control gear in compliance with EN60929
- adjustment range depends on the electronic control gear connected and the manufacturer
- connection terminals: 2 x 1.5 mm² or 1 x 2.5 mm²
- ambient temperature: 20 °C

**BASE**

310-01100 Pieces: 6 With screw terminals and claws



310-01101 Pieces: 6 With screw terminals, for screw fixing

FINISHING SET

100-31000 Pieces: 10
104-31000 Pieces: 10
123-31000 Pieces: 10
157-31000 Pieces: 10
220-31000 Pieces: 10



101-31000 Pieces: 10
121-31000 Pieces: 10
124-31000 Pieces: 10
161-31000 Pieces: 10
221-31000 Pieces: 10



102-31000 Pieces: 10
122-31000 Pieces: 10
154-31000 Pieces: 10
200-31000 Pieces: 10

DALI rotary dimmer

This DALI potentiometer or DALI slave dimmer is used to control DALI controlled light luminaires. The dimmer can be set to control 15 DALI groups or zones separately or set in broadcast mode, to control all DALI controlled devices simultaneously. This dimmer is not equipped with a built-in power supply for the DALI bus (you can use the external Niko power supply 350-70985). The rotary dimmer can also be used in combination with the Niko DALI addressable detectors to manually dim the light. It is possible to manually change the dimming speed (the so-called fade rate) - without the use of a PC.

- for use in DALI systems
- power supply voltage: that of the DALI bus (not built-in)
- complies with the EN 60669-2-1
- groups/zones: 15 separately or all at once
- dimming speed: adjustable
- connection terminals: 2 x 2.5 mm²
- ambient temperature: +5 °C +50 °C
- power consumption: 6 mA

BASE

310-02100 Pieces: 6 With screw terminals and claw fixing



NEW

310-02101 Pieces: 6 With screw terminals, for screw fixing

FINISHING SET

100-31003 Pieces: 10
104-31003 Pieces: 10
123-31003 Pieces: 10
157-31003 Pieces: 10
220-31003 Pieces: 10



101-31003 Pieces: 10
121-31003 Pieces: 10
124-31003 Pieces: 10
161-31003 Pieces: 10
221-31003 Pieces: 10



102-31003 Pieces: 10
122-31003 Pieces: 10
154-31003 Pieces: 10
200-31003 Pieces: 10



NEW



Universal push button dimmer 3 - 300 W, 2 wire

Dimmer for incandescent lamps, 230 V halogen lamps, all low-voltage halogen lamps and dimmable LED lamps. Connected with 2-wire system.

- for use with or without light value memory
- for use with several control points, use N.O. push buttons, also when replacing single-pole, two-way or intermediate switches
- incandescent lamps: 3 - 300 W
- 230 V halogen lamps: 3 - 300 W
- dimmable LED lamps: 3 - 200 W (max. 10)
- ferromagnetic transformer: 20 - 300 W
- toroidal core transformer: 20 - 300 W
- electronic transformer: 20 - 300 W
- minimum load: 3 W
- maximum load: 300 W
- overload protection with automatic reset function
- electronic short-circuit protection
- powerline communication interference suppression
- power consumption standby: 0.15 W
- connection terminals: 2 x 2.5 mm²
- ambient temperature: 35 °C

BASE



NEW

310-02900

Pieces: 6

With screw terminals and claw fixing



NEW

310-02901

Pieces: 6

With screw terminals, for screw fixing

FINISHING SET



	100-31002	Pieces: 10
	104-31002	Pieces: 10
	123-31002	Pieces: 10
	157-31002	Pieces: 10
	220-31002	Pieces: 10

	101-31002	Pieces: 10
	121-31002	Pieces: 10
	124-31002	Pieces: 10
	161-31002	Pieces: 10
	221-31002	Pieces: 10

	102-31002	Pieces: 10
	122-31002	Pieces: 10
	154-31002	Pieces: 10
	200-31002	Pieces: 10



Push-button dimmer 2 - 100 W, 3 wire

Dimmer for dimmable Philips LED fittings (Ledino), incandescent lamps, dimmable economy lamps, 230 V halogen lamps and electronic transformers.

- to be used with or without light value memory
- up to 30 control points with NO push buttons, also when replacing single-pole, two-way or intermediate switching
- dimmable Philips LED fittings (Ledino): 100 W
- incandescent lamps: 100 W
- dimmable economy lamps: 100 W
- 230 V halogen lamps: 100 W
- electronic transformer: 100 W
- minimum load: 2 W
- maximum load: 100 W
- overload protection with automatic reset function
- electronic short-circuit protection
- connection terminals: 2 x 1.5 mm² or 1 x 2.5 mm²
- ambient temperature: 35 °C



BASE

**310-02800**

Pieces: 6

With screw terminals and claws

**310-02801**

Pieces: 6

With screw terminals, for screw fixing

FINISHING SET



	100-31002	Pieces: 10
	104-31002	Pieces: 10
	123-31002	Pieces: 10
	157-31002	Pieces: 10
	220-31002	Pieces: 10

	101-31002	Pieces: 10
	121-31002	Pieces: 10
	124-31002	Pieces: 10
	161-31002	Pieces: 10
	221-31002	Pieces: 10

	102-31002	Pieces: 10
	122-31002	Pieces: 10
	154-31002	Pieces: 10
	200-31002	Pieces: 10

Universal push-button dimmer 450 VA, 2 wire

Dimmer for incandescent lamps, 230 V halogen lamps and all types of low-voltage halogen lamps.

- to be used with or without light value memory
- up to 30 control points with NO push buttons, also when replacing single-pole, two-way or intermediate switching
- power supply voltage: 230 Vac \pm 10%, 50 Hz, \pm 1 Hz
- incandescent lamps: 450 W
- 230 V halogen lamps: 450 W
- ferromagnetic transformer: 450 VA
- toroidal core transformer: 450 VA
- electronic transformer: 450 VA
- minimum load: 40 W/40 VA
- hum-free
- powerline communication interference suppression
- overload protection with automatic reset function
- electronic short-circuit protection
- connection terminals: 2 x 1.5 mm² or 1 x 2.5 mm²
- ambient temperature: 20 °C

**BASE**

310-02700 Pieces: 6 With screw terminals and claws



310-02701 Pieces: 6 With screw terminals, for screw fixing

FINISHING SET

100-31001 Pieces: 10

104-31001 Pieces: 10

123-31001 Pieces: 10

157-31001 Pieces: 10

220-31001 Pieces: 10

101-31001 Pieces: 10

121-31001 Pieces: 10

124-31001 Pieces: 10

161-31001 Pieces: 10

221-31001 Pieces: 10

102-31001 Pieces: 10

122-31001 Pieces: 10

154-31001 Pieces: 10

200-31001 Pieces: 10

Push-button dimmer 550 VA, 2 wire

Dimmer for incandescent lamps, 230 V halogen lamps and low-voltage halogen lamps with ferromagnetic transformer or toroidal core transformer.

- to be used with or without light value memory
- up to 30 control points with NO push buttons, also when replacing single-pole, two-way or intermediate switching
- power supply voltage: 230 Vac \pm 10 %, 40 - 60 Hz
- incandescent lamps: 550 W
- 230 V halogen lamps: 550 W
- ferromagnetic transformer: 550 VA
- toroidal core transformer: 550 VA
- minimum load: 40 W/35 VA
- powerline communication interference suppression
- overload protection with automatic reset function
- short-circuit protection via fuse
- built-in spare fuse
- connection terminals: 2 x 1.5 mm² or 1 x 2.5 mm²
- ambient temperature: 20 °C

**BASE**

310-02600 Pieces: 6 With screw terminals and claws



310-02601 Pieces: 6 With screw terminals, for screw fixing

FINISHING SET

100-31001 Pieces: 10

104-31001 Pieces: 10

123-31001 Pieces: 10

157-31001 Pieces: 10

220-31001 Pieces: 10

101-31001 Pieces: 10

121-31001 Pieces: 10

124-31001 Pieces: 10

161-31001 Pieces: 10

221-31001 Pieces: 10

102-31001 Pieces: 10


122-31001 Pieces: 10

154-31001 Pieces: 10

200-31001 Pieces: 10

ACCESSORIES

04-613-32 Pieces: 10 Fuse holder for push-button dimmer 310-026XX



Universal rotary dimmer 3 - 300 W, 2 wire

Dimmer for incandescent lamps, 230 V halogen lamps, all low-voltage halogen lamps, dimmable economy lamps and dimmable LED lamps, 2 wired.

- for use with or without light value memory
- for use with several control points, use N.O. push buttons, also when replacing single-pole, two-way or intermediate switches
- incandescent lamps: 3 - 300 W
- 230 V halogen lamps: 3 - 300 W
- dimmable LED lamps: 3 - 200 W (max. 10)
- ferromagnetic transformer: 20 - 300 W
- toroidal core transformer: 20 - 300 W
- electronic transformer: 20 - 300 W
- minimum load: 3 W
- maximum load: 300 W
- overload protection with automatic reset function
- electronic short-circuit protection
- powerline communication interference suppression
- power consumption standby: 0.15 W
- connection terminals: 2 x 2.5 mm²
- ambient temperature: 35 °C



NEW

310-03900

Pieces: 6

With screw terminals and claw fixing



NEW

310-03901

Pieces: 6

With screw terminals, for screw fixing

FINISHING SET


100-31003 Pieces: 10

104-31003 Pieces: 10

123-31003 Pieces: 10

157-31003 Pieces: 10

220-31003 Pieces: 10

101-31003 Pieces: 10

121-31003 Pieces: 10

124-31003 Pieces: 10

161-31003 Pieces: 10


221-31003 Pieces: 10

102-31003 Pieces: 10

122-31003 Pieces: 10

154-31003 Pieces: 10

200-31003 Pieces: 10



Motion detector 180° with switching contact (10 A, 230 V), 8 m

This motion detector is used for LED, economy lamps, 230 V halogen lamps, low voltage halogen lamps and fluorescent lamps. For indoor use only.

Replaces 1XX-78400 (sensor) and 420-0010X (actuator).

- switch-off delay: $\pm 1 - 30$ min
- light sensitivity: $\pm 10 - 1000$ lux
- mounting height: $0.8 - 1.2$ m
- relay contact : NO. (max 10 A), potential-free
 - incandescent lamps: 2,300 W
 - 230 V halogen lamps: 2,300 W
 - low-voltage halogen lamps: 500 VA
 - (non-compensated) fluorescent lamps: 1,200 VA
- LED lamps 230 V and economy lamps (CFLi): 350 W
- detection angle: horizontal 180°, vertical 60°
- detection range: 8 - 9 m
- connection terminals: $2 \times 1.5 \text{ mm}^2$ or $1 \times 2.5 \text{ mm}^2$
- connection possibility for an external push button or switch
- may be used as master or as slave in case of several detection points per lighting circuit

COMPLETE UNIT FOR CLAW FIXING




	100-78010	Pieces: 6		101-78010	Pieces: 6		102-78010	Pieces: 6
	104-78010	Pieces: 6		121-78010	Pieces: 6		122-78010	Pieces: 6
	123-78010	Pieces: 6		124-78010	Pieces: 6		154-78010	Pieces: 6
	157-78010	Pieces: 6		161-78010	Pieces: 6		200-78010	Pieces: 6
	220-78010	Pieces: 6		221-78010	Pieces: 6			

COMPLETE UNIT FOR SCREW FIXING



	100-78011	Pieces: 6		121-78011	Pieces: 6		122-78011	Pieces: 6
	123-78011	Pieces: 6		124-78011	Pieces: 6		154-78011	Pieces: 6
	157-78011	Pieces: 6		161-78011	Pieces: 6		200-78011	Pieces: 6
	221-78011	Pieces: 6						



Motion detector 180° with potential-free contact (4 A, 230 V), 8 m

Due to its potential-free contact, this motion detector can be used in several systems. For indoor use only.

Replaces 1XX-78400 (sensor) and 420-0020X (actuator).

- switch-off delay: $\pm 5 \text{ s} - 30$ min
- light sensitivity: $\pm 2 - 1,000$ lux
- mounting height: $0.8 - 1.2$ m
- relay contact : NO. (max 4 A) potential-free
 - incandescent lamps: 920 W
 - 230 V halogen lamps: 920 W
 - (non-compensated) fluorescent lamps: 575 VA
 - motors: 920 VA
- detection angle: horizontal 180°, vertical 60°
- detection range: 8 m (horizontal)
- connection possibility for an external push button

COMPLETE UNIT FOR CLAW FIXING



	100-78020	Pieces: 6		101-78020	Pieces: 6		102-78020	Pieces: 6
	104-78020	Pieces: 6		121-78020	Pieces: 6		122-78020	Pieces: 6
	123-78020	Pieces: 6		124-78020	Pieces: 6		154-78020	Pieces: 6
	157-78020	Pieces: 6		161-78020	Pieces: 6		200-78020	Pieces: 6
	220-78020	Pieces: 6		221-78020	Pieces: 6			

COMPLETE UNIT FOR SCREW FIXING



	100-78021	Pieces: 6		101-78021	Pieces: 6		102-78021	Pieces: 6
	104-78021	Pieces: 6		121-78021	Pieces: 6		122-78021	Pieces: 6
	123-78021	Pieces: 6		124-78021	Pieces: 6		154-78021	Pieces: 6
	157-78021	Pieces: 6		161-78021	Pieces: 6		200-78021	Pieces: 6
	220-78021	Pieces: 6		221-78021	Pieces: 6			

Motion detector 180°, two-wire (40 - 400 W, 230 V), 8 m















This motion detector is used for switching incandescent lamps and 230 V halogen lamps only. For indoor use only.



Replaces 1XX-78400 (sensor) and 420-0040X (actuator).

- switch-off delay: ± 5 s - 30 min
- light sensitivity: ± 2 - 1000 lux
- mounting height: 0.8 - 1.2 m
- contact : 1.7 A triac
 - incandescent lamps: 400 W
 - 230V-halogen lamps: 400 W
- detection angle: horizontal 180°, vertical 60°
- detection range: 8 m (horizontal)
- connection possibility for an external push button or switch

COMPLETE UNIT FOR CLAW FIXING

	100-78040	Pieces: 6		101-78040	Pieces: 6		102-78040	Pieces: 6
	104-78040	Pieces: 6		121-78040	Pieces: 6		122-78040	Pieces: 6
	123-78040	Pieces: 6		124-78040	Pieces: 6		154-78040	Pieces: 6
	157-78040	Pieces: 6		161-78040	Pieces: 6		200-78040	Pieces: 6
	220-78040	Pieces: 6		221-78040	Pieces: 6			

COMPLETE UNIT FOR SCREW FIXING

	100-78041	Pieces: 6		101-78041	Pieces: 6		102-78041	Pieces: 6
	104-78041	Pieces: 6		121-78041	Pieces: 6		122-78041	Pieces: 6
	123-78041	Pieces: 6		124-78041	Pieces: 6		154-78041	Pieces: 6
	157-78041	Pieces: 6		161-78041	Pieces: 6		200-78041	Pieces: 6
	220-78041	Pieces: 6		221-78041	Pieces: 6			



Orientation lighting with backup battery and white leds, 830 lux - 6500 K

Suitable for indoor use. In case of a power failure, the integrated backup battery takes over for a period of 15 minutes.

- works directly on 230 Vac (no transformer needed)
- only suitable for a flush-mounting box with a flush-mounting depth of minimum 50 mm
- no plaster kit needed
- terminal connection: min. 2 x 1.5 mm², max. 2 x 2.5 mm²
- power consumption: 0.6 W
- light intensity at diffuser: 830 lux
- protection degree: IP41
- impact-resistance: IK06
- no heat, IR or UV radiation
- average life span of LEDs: 60 000 h
- battery: environmentally friendly NiMH battery
- battery recharge cycle: ± 24 h

COMPLETE UNIT



170-38010 Pieces: 6 With plug-in terminals and claws



170-38011 Pieces: 6 With plug-in terminals, for screw fixing

ACCESSORIES



170-38020 Pieces: 1 Backup battery



Orientation lighting with warm white LEDs, 360 lux - 2800 K

- works directly on 230 Vac (no transformer needed)
- only suitable for a flush-mounting box with a flush-mounting depth of minimum 50 mm
- no plaster kit needed
- terminal connection: min. 2 x 1.5 mm², max. 2 x 2.5 mm²
- power consumption: 0.25 W
- light intensity at diffuser: 360 lux
- protection degree: IP41
- impact-resistance: IK06
- no heat, IR or UV radiation
- average life span of LEDs: 60 000 h

COMPLETE UNIT



170-38500 Pieces: 6 With plug-in terminals and claws



170-38501 Pieces: 6 With plug-in terminals, for screw fixing



Orientation lighting with white leds, 830 lux - 6500 K

- works directly on 230 Vac (no transformer needed)
- only suitable for a flush-mounting box with a flush-mounting depth of minimum 50 mm
- no plaster kit needed
- terminal connection: min. 2 x 1.5 mm², max. 2 x 2.5 mm²
- power consumption: 0.2 W
- light intensity at diffuser: 830 lux
- protection degree: IP41, IK06
- impact-resistance: IK06
- no heat, IR or UV radiation
- average life span of LEDs: 60 000 h

BASE



170-38000 Pieces: 6 With plug-in terminals and claws



170-38001 Pieces: 6 With plug-in terminals, for screw fixing

Orientation lighting with white leds, 2100 lux - 6500 K

- works directly on 230 Vac (no transformer needed)
- only suitable for a flush-mounting box with a flush-mounting depth of minimum 50 mm
- no plaster kit needed
- terminal connection: min. 2 x 1.5 mm², max. 2 x 2.5 mm²
- power consumption: 0.6 W
- light intensity at diffuser: 2100 lux
- protection degree: IP41
- impact-resistance: IK06
- no heat, IR or UV radiation
- average life span of LEDs: 60 000 h

**COMPLETE UNIT**

170-38200 Pieces: 6 With plug-in terminals and claws



170-38201 Pieces: 6 With plug-in terminals, for screw fixing

Orientation lighting with blue leds, 270 lux

- works directly on 230 Vac (no transformer needed)
- only suitable for a flush-mounting box with a flush-mounting depth of minimum 50 mm
- no plaster kit needed
- terminal connection: min. 2 x 1.5 mm², max. 2 x 2.5 mm²
- power consumption: 0.6 W
- light intensity at diffuser: 270 lux
- protection degree: IP41
- impact-resistance: IK06
- no heat, IR or UV radiation
- average life span of LEDs: 60 000 h

**COMPLETE UNIT**

170-38100 Pieces: 6 With plug-in terminals and claws



170-38101 Pieces: 6 With plug-in terminals, for screw fixing

Orientation lighting with red leds, 460 lux

- works directly on 230 Vac (no transformer needed)
- only suitable for a flush-mounting box with a flush-mounting depth of minimum 50 mm
- no plaster kit needed
- terminal connection: min. 2 x 1.5 mm², max. 2 x 2.5 mm²
- power consumption: 0.6 W
- light intensity at diffuser: 460 lux
- protection degree: IP41
- impact-resistance: IK06
- no heat, IR or UV radiation
- average life span of LEDs: 60 000 h

**COMPLETE UNIT**

170-38300 Pieces: 6 With plug-in terminals and claws



170-38301 Pieces: 6 With plug-in terminals, for screw fixing



Orientation lighting with green leds, 900 lux

- works directly on 230 Vac (no transformer needed)
- only suitable for a flush-mounting box with a flush-mounting depth of minimum 50 mm
- no plaster kit needed
- terminal connection: min. 2 x 1.5 mm², max. 2 x 2.5 mm²
- power consumption: 0.6 W
- light intensity at diffuser: 900 lux
- protection degree: IP41
- impact-resistance: IK06
- no heat, IR or UV radiation
- average life span of LEDs: 60 000 h

COMPLETE UNIT



170-38400 Pieces: 6 With plug-in terminals and claws



170-38401 Pieces: 6 With plug-in terminals, for screw fixing



Single surface-mounting kit

The single surface-mounting kit is supplied with screws and can be combined with all products from the Niko flush-mounting range, except for time switches, motion detectors 110° and the socket outlet with overvoltage protection.

COMPLETE UNIT

100-80100	Pieces: 10	cream
101-80100	Pieces: 10	white

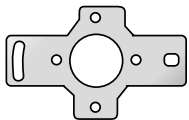


Double surface-mounting kit

The double surface-mounting kit is supplied with screws and can be combined with all products from the Niko flush-mounting range, except for time switches, motion detectors 110° and the socket outlet with overvoltage protection.

COMPLETE UNIT

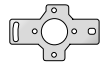
100-80200	Pieces: 5	cream
101-80200	Pieces: 5	white



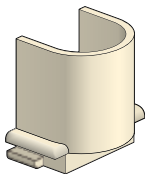
Mounting cross

This galvanised mounting cross is suitable for vertically mounting single and double surface-mounting kits onto flush-mounting boxes with a centre distance of 65 mm between the fixing holes.

COMPLETE UNIT



170-30700	Pieces: 10
------------------	------------



Conduit fittings

M16 CONDUIT FITTING



11-865	Pieces: 50	cream
---------------	------------	-------



31-865	Pieces: 50	white
---------------	------------	-------

M20 CONDUIT FITTING



11-866	Pieces: 50	cream
---------------	------------	-------

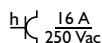


31-866	Pieces: 50	white
---------------	------------	-------






Socket outlet, 16 A/250 Vac

Two-pole with side earthing and safety shutter.






COMPLETE UNIT WITH SCREW TERMINALS, EXCLUDING BOX (IP55)



	700-36800	Pieces: 10	With screw terminals, grey
	701-36800	Pieces: 10	With screw terminals, white
	761-36800	Pieces: 10	With screw terminals, black

COMPLETE UNIT WITH PLUG-IN TERMINALS, EXCLUDING BOX (IP55)

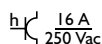


	700-36805	Pieces: 10	With plug-in terminals, grey
	701-36805	Pieces: 10	With plug-in terminals, white
	761-36805	Pieces: 10	With plug-in terminals, black






Socket outlet, 16 A/250 Vac

Two-pole with pin earthing and safety shutter.



COMPLETE UNIT WITH SCREW TERMINALS, EXCLUDING BOX (IP55)



	700-36600	Pieces: 10	With screw terminals, grey
	701-36600	Pieces: 10	With screw terminals, white
	761-36600	Pieces: 10	With screw terminals, black

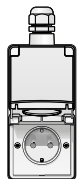





Double socket outlet, 16 A/250 VAC

Two-pole with side earthing and safety shutter.






COMPLETE UNIT, INCLUDING BOX WITH ONE M20 ENTRY (IP55), PRE-WIRED, VERTICAL



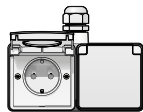
	700-37842	Pieces: 3	With screw terminals and one M20 cable gland, grey
	701-37842	Pieces: 3	With screw terminals and one M20 cable gland, white
	761-37842	Pieces: 3	With screw terminals and one M20 cable gland, black




COMPLETE UNIT, INCLUDING BOX WITH ONE M20 ENTRY (IP55), PRE-WIRED, VERTICAL



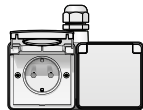
	700-37845	Pieces: 3	With plug-in terminals and one M20 cable gland, grey
	701-37845	Pieces: 3	With plug-in terminals and one M20 cable gland, white
	761-37845	Pieces: 3	With plug-in terminals and one M20 cable gland, black




COMPLETE UNIT, INCLUDING BOX WITH ONE M20 ENTRY (IP55), PRE-WIRED, HORIZONTAL



	700-37848	Pieces: 2	With screw terminals and one M20 cable gland, grey
	701-37848	Pieces: 2	With screw terminals and one M20 cable gland, white
	761-37848	Pieces: 2	With screw terminals and one M20 cable gland, black

COMPLETE UNIT, INCLUDING BOX WITH ONE M20 ENTRY (IP55), PRE-WIRED, HORIZONTAL



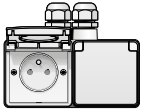
	700-37846	Pieces: 2	With plug-in terminals and one M20 cable gland, grey
	701-37846	Pieces: 2	With plug-in terminals and one M20 cable gland, white
	761-37846	Pieces: 2	With plug-in terminals and one M20 cable gland, black

Double socket outlet, 16 A/250 Vac

Two-pole with pin earthing and safety shutter.

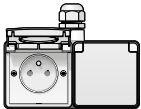


COMPLETE UNIT WITH SCREW TERMINALS, INCLUDING BOX WITH TWO M20 ENTRIES (IP55), PRE-WIRED, HORIZONTAL



		700-37749	Pieces: 2	With screw terminals and two M20 cable glands, grey
NEW		701-37749	Pieces: 2	With screw terminals and two M20 cable glands, white
NEW		761-37749	Pieces: 2	With screw terminals and two M20 cable glands, black

COMPLETE UNIT WITH SCREW TERMINALS, INCLUDING BOX WITH ONE M20 ENTRY (IP55), PRE-WIRED, HORIZONTAL



		700-37748	Pieces: 2	With screw terminals and one M20 cable gland, grey
NEW		701-37748	Pieces: 2	With screw terminals and one M20 cable gland, white
NEW		761-37748	Pieces: 2	With screw terminals and one M20 cable gland, black

COMPLETE UNIT WITH SCREW TERMINALS, INCLUDING BOX WITH TWO M20 ENTRIES (IP55), PRE-WIRED, VERTICAL



		700-37730	Pieces: 2	With screw terminals and two M20 cable glands, grey
NEW		701-37730	Pieces: 2	With screw terminals and two M20 cable glands, white
NEW		761-37730	Pieces: 2	With screw terminals and two M20 cable glands, black

Two-pole switch, 10 A/250 Vac



COMPLETE UNIT WITH SCREW TERMINALS, EXCLUDING BOX (IP55)



		700-31200	Pieces: 10	With screw terminals, grey
		701-31200	Pieces: 10	With screw terminals, white
		761-31200	Pieces: 10	With screw terminals, black

COMPLETE UNIT WITH PLUG-IN TERMINALS, EXCLUDING BOX (IP55)



		700-31205	Pieces: 10	With plug-in terminals, grey
NEW		701-31205	Pieces: 10	With plug-in terminals, white
NEW		761-31205	Pieces: 10	With plug-in terminals, black

Two-way switch, 10 A/250 Vac



COMPLETE UNIT WITH SCREW TERMINALS, EXCLUDING BOX (IP55)



		700-31600	Pieces: 10	With screw terminals, grey
		701-31600	Pieces: 10	With screw terminals, white
		761-31600	Pieces: 10	With screw terminals, black

COMPLETE UNIT WITH SCREW TERMINALS, EXCLUDING BOX (IP55)



		700-31605	Pieces: 10	With plug-in terminals, grey
NEW		701-31605	Pieces: 10	With plug-in terminals, white
NEW		761-31605	Pieces: 10	With plug-in terminals, black



Intermediate switch, 10 A/250 Vac



COMPLETE UNIT WITH SCREW TERMINALS, EXCLUDING BOX (IP55)



		700-31700	Pieces: 10	With screw terminals, grey
NEW		701-31700	Pieces: 10	With screw terminals, white
NEW		761-31700	Pieces: 10	With screw terminals, black

COMPLETE UNIT WITH PLUG-IN TERMINALS, EXCLUDING BOX (IP55)



		700-31705	Pieces: 10	With plug-in terminals, grey
NEW		701-31705	Pieces: 10	With plug-in terminals, white
NEW		761-31705	Pieces: 10	With plug-in terminals, black



Two-pole switch, 16 A/250 Vac



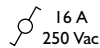
COMPLETE UNIT MET INSTEKKLEMMEN, EXCLUDING BOX (IP55)



		700-31300	Pieces: 10	With screw terminals, grey
NEW		701-31300	Pieces: 10	With screw terminals, white
NEW		761-31300	Pieces: 10	With screw terminals, black



Two-way switch, 16 A/250 Vac

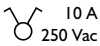


COMPLETE UNIT WITH SCREW TERMINALS, EXCLUDING BOX (IP55)



		700-31616	Pieces: 10	With screw terminals, grey
NEW		701-31616	Pieces: 10	With screw terminals, white
NEW		761-31616	Pieces: 10	With screw terminals, black

Two-circuit switch, 10 A/250 Vac



COMPLETE UNIT WITH SCREW TERMINALS, EXCLUDING BOX (IP55)



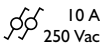
		700-31500	Pieces: 10	With screw terminals, grey
NEW		701-31500	Pieces: 10	With screw terminals, white
NEW		761-31500	Pieces: 10	With screw terminals, black

COMPLETE UNIT WITH PLUG-IN TERMINALS, EXCLUDING BOX (IP55)



		700-31505	Pieces: 10	With plug-in terminals, grey
NEW		701-31505	Pieces: 10	With plug-in terminals, white
NEW		761-31505	Pieces: 10	With plug-in terminals, black

Double two-way switch, 10 A/250 Vac



COMPLETE UNIT WITH SCREW TERMINALS, EXCLUDING BOX (IP55)



		700-32600	Pieces: 10	With screw terminals, grey
NEW		701-32600	Pieces: 10	With screw terminals, white
NEW		761-32600	Pieces: 10	With screw terminals, black

COMPLETE UNIT WITH PLUG-IN TERMINALS, EXCLUDING BOX (IP55)



		700-32605	Pieces: 10	With plug-in terminals, grey
NEW		701-32605	Pieces: 10	With plug-in terminals, white
NEW		761-32605	Pieces: 10	With plug-in terminals, black

Two-pole control switch, 10 A/250 ac

With small transparent window without symbol. The LED lighting element needs to be ordered separately (see accessories).



COMPLETE UNIT WITH SCREW TERMINALS, EXCLUDING BOX (IP55)



		700-37200	Pieces: 10	With screw terminals, grey
NEW		701-37200	Pieces: 10	With screw terminals, white
NEW		761-37200	Pieces: 10	With screw terminals, black

COMPLETE UNIT WITH PLUG-IN TERMINALS, EXCLUDING BOX (IP55)



		700-37205	Pieces: 10	With plug-in terminals, grey
NEW		701-37205	Pieces: 10	With plug-in terminals, white
NEW		761-37205	Pieces: 10	With plug-in terminals, black



Two-way control switch, 10 A/250 Vac

With small transparent window without symbol. The LED lighting element needs to be ordered separately (see accessories).



COMPLETE UNIT WITH SCREW TERMINALS, EXCLUDING BOX (IP55)



		700-37600	Pieces: 10	With screw terminals, grey
NEW		701-37600	Pieces: 10	With screw terminals, white
NEW		761-37600	Pieces: 10	With screw terminals, black

COMPLETE UNIT WITH PLUG-IN TERMINALS, EXCLUDING BOX (IP55)



		700-37605	Pieces: 10	With plug-in terminals, grey
NEW		701-37605	Pieces: 10	With plug-in terminals, white
NEW		761-37605	Pieces: 10	With plug-in terminals, black



Roll-down shutter switch, mechanically locked and electrically separated

This switch is used for controlling the motors of roll-down shutters, garage ports, venetian blinds, awnings, etc.

To change the rotary direction, place the left key on 'STOP', then press the correct arrow on the right key and finally press 'START' again.



COMPLETE UNIT WITH SCREW TERMINALS, EXCLUDING BOX (IP55)



		700-35900	Pieces: 10	With screw terminals, grey
NEW		701-35900	Pieces: 10	With screw terminals, white
NEW		761-35900	Pieces: 10	With screw terminals, black

COMPLETE UNIT WITH PLUG-IN TERMINALS, EXCLUDING BOX (IP55)

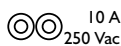


NEW		700-35905	Pieces: 10	With plug-in terminals, grey
NEW		701-35905	Pieces: 10	With plug-in terminals, white
NEW		761-35905	Pieces: 10	With plug-in terminals, black



Roll-down shutter push button, electrically separated

This push button is used for controlling the motors of roll-down shutters, garage ports, venetian blinds, awnings, etc.



COMPLETE UNIT WITH SCREW TERMINALS, EXCLUDING BOX (IP55)



		700-35910	Pieces: 10	With screw terminals, grey
NEW		701-35910	Pieces: 10	With screw terminals, white
NEW		761-35910	Pieces: 10	With screw terminals, black

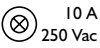
COMPLETE UNIT WITH PLUG-IN TERMINALS, EXCLUDING BOX (IP55)



		700-35915	Pieces: 10	With plug-in terminals, grey
NEW		701-35915	Pieces: 10	With plug-in terminals, white
NEW		761-35915	Pieces: 10	With plug-in terminals, black

Illuminable push button, NO or NC

With small transparent window without symbol. The LED lighting element needs to be ordered separately (see accessories).



COMPLETE UNIT WITH SCREW TERMINALS, EXCLUDING BOX (IP55)



	700-30000	Pieces: 10	With screw terminals, grey
	701-30000	Pieces: 10	With screw terminals, white
	761-30000	Pieces: 10	With screw terminals, black

COMPLETE UNIT WITH PLUG-IN TERMINALS, EXCLUDING BOX (IP55)



	700-30005	Pieces: 10	With plug-in terminals, grey
	701-30005	Pieces: 10	With plug-in terminals, white
	761-30005	Pieces: 10	With plug-in terminals, black

Non-illuminable push button, NO or NC

With four connection terminals.



COMPLETE UNIT WITH SCREW TERMINALS, EXCLUDING BOX (IP55)



	700-33000	Pieces: 10	With screw terminals, grey
	701-33000	Pieces: 10	With screw terminals, white
	761-33000	Pieces: 10	With screw terminals, black

COMPLETE UNIT WITH PLUG-IN TERMINALS, EXCLUDING BOX (IP55)



	700-33005	Pieces: 10	With plug-in terminals, grey
	701-33005	Pieces: 10	With plug-in terminals, white
	761-33005	Pieces: 10	With plug-in terminals, black

Illuminable double push button, 2x NO or NC

With small transparent windows without symbol. The LED lighting elements need to be ordered separately (see accessories).



COMPLETE UNIT WITH SCREW TERMINALS, EXCLUDING BOX (IP55)







	700-35100	Pieces: 10	With screw terminals, grey
	701-35100	Pieces: 10	With screw terminals, white
	761-35100	Pieces: 10	With screw terminals, black

COMPLETE UNIT WITH PLUG-IN TERMINALS, EXCLUDING BOX (IP55)






	700-35105	Pieces: 10	With plug-in terminals, grey
	701-35105	Pieces: 10	With plug-in terminals, white
	761-35105	Pieces: 10	With plug-in terminals, black

**Non-illuminable double push button, 2x NO or NC** 10 A
250 Vac**COMPLETE UNIT WITH SCREW TERMINALS, EXCLUDING BOX (IP55)**

	700-35000	Pieces: 10	With screw terminals, grey
	701-35000	Pieces: 10	With screw terminals, white
	761-35000	Pieces: 10	With screw terminals, black

COMPLETE UNIT WITH PLUG-IN TERMINALS, EXCLUDING BOX (IP55)

	700-35005	Pieces: 10	With plug-in terminals, grey
 NEW	701-35005	Pieces: 10	With plug-in terminals, white
 NEW	761-35005	Pieces: 10	With plug-in terminals, black




**Small transparent window with symbols for push buttons (10 A/250 Vac)****SMALL TRANSPARENT WINDOWS****700-30100** Pieces: 10 With bell symbol**700-30200** Pieces: 10 With lamp symbol**700-30300** Pieces: 10 With key symbol**Indication unit, 250 Vac**

With transparent cover and red LEDs.

 250 Vac**COMPLETE UNIT, EXCLUDING BOX (IP55)****700-38100** Pieces: 10 With screw terminals**Adapter frame with hinged lid for 45 x 45 mm functions**

Adapter frame for flush mounting the following 45 x 45 mm functions: Niko data modules, telephone socket outlets, audio connections and TV/FM socket outlets.

COMPLETE UNIT, EXCLUDING BOX (IP55)


	700-85000	Pieces: 10	Grey
 NEW	701-85000	Pieces: 10	White
 NEW	761-85000	Pieces: 10	Black

Data module for Niko RJ connectors

single data module (flat) = 1 single finishing set + 1 adapter
double data module (flat) = 1 double finishing set + 2 adapters
double data module (oblique) = 1 double finishing set + 1 adapter



ADAPTERS FOR FLAT FINISHING SETS FOR NIKO 650-450XX, SINGLE

	170-65901	Pieces: 10	Single adapter 9.1
---	------------------	------------	--------------------















ADAPTERS FOR OBLIQUE FINISHING SETS FOR NIKO 650-450XX, DOUBLE

	170-65904	Pieces: 10	Double adapter angled 9.4
--	------------------	------------	---------------------------


FINISHING SET WITH NON-TRANSPARENT LABELLING WINDOW

		100-65100	Pieces: 10		101-65100	Pieces: 10		102-65100	Pieces: 10
		104-65100	Pieces: 10		121-65100	Pieces: 10		122-65100	Pieces: 10
		123-65100	Pieces: 10		124-65100	Pieces: 10		154-65100	Pieces: 10
		157-65100	Pieces: 10		161-65100	Pieces: 10		200-65100	Pieces: 10
		220-65100	Pieces: 10		221-65100	Pieces: 10			


FINISHING SET WITH NON-TRANSPARENT LABELLING WINDOW

		100-65200	Pieces: 10		101-65200	Pieces: 10		102-65200	Pieces: 10
		104-65200	Pieces: 10		121-65200	Pieces: 10		122-65200	Pieces: 10
		123-65200	Pieces: 10		124-65200	Pieces: 10		154-65200	Pieces: 10
		157-65200	Pieces: 10		161-65200	Pieces: 10		200-65200	Pieces: 10
		220-65200	Pieces: 10		221-65200	Pieces: 10			
















STANDARD 45 X 45 MM MODULE, FLAT


	101-65500	Pieces: 10	Single finishing set with transparent text field
--	------------------	------------	--

STANDARD 45 X 45 MM MODULE, FLAT

	101-65600	Pieces: 10	Double finishing set with transparent text field
--	------------------	------------	--

FINISHING SET WITH TRANSPARENT LABELLING WINDOW

		100-65400	Pieces: 10		101-65400	Pieces: 10		102-65400	Pieces: 10
		104-65400	Pieces: 10		121-65400	Pieces: 10		122-65400	Pieces: 10
		123-65400	Pieces: 10		124-65400	Pieces: 10		154-65400	Pieces: 10
		157-65400	Pieces: 10		161-65400	Pieces: 10		200-65400	Pieces: 10
		220-65400	Pieces: 10		221-65400	Pieces: 10			



Niko RJ connector

ACCESSORIES



650-45051 Pieces: 10 RJ45 connector, UTP, cat. 5E



650-45055 Pieces: 10 RJ45 connector, STP, cat. 5E



650-45061 Pieces: 10 RJ45 connector, UTP, cat. 6



650-45066 Pieces: 10 RJ45 connector, STP, cat. 6



650-45013 Pieces: 10 RJ11 connector, UTP



Single data module for other RJ connectors

data module = 1 finishing set + 1 adapter

Refer also to the table "Data communication connections for other RJ connectors" in the chapter "Media network".

ADAPTERS FOR FLAT FINISHING SETS FOR OTHER BRANDS, SINGLE



170-65101 Pieces: 10 Single adapter 1 (for AMP, Siemon, Nexans, Brandrex, etc.)



170-65201 Pieces: 10 Single adapter 2 (for systemax, etc.)



170-65501 Pieces: 10 Single adapter 5 (for Krone, Kerpen, Radiall, Panduit, etc.)



170-65601 Pieces: 10 Single adapter 6 (for panduit, etc.)



170-65701 Pieces: 10 Single adapter 7 (for CAE, Abitana, Prysmian, Molex, etc.)

ADAPTERS FOR FLAT FINISHING SETS FOR NIKO 02-399-XX, SINGLE



170-65401 Pieces: 10 Single adapter 4.1

FINISHING SET WITH NON-TRANSPARENT LABELLING WINDOW



100-65100 Pieces: 10
104-65100 Pieces: 10
123-65100 Pieces: 10
157-65100 Pieces: 10
220-65100 Pieces: 10



101-65100 Pieces: 10
121-65100 Pieces: 10
124-65100 Pieces: 10
161-65100 Pieces: 10
221-65100 Pieces: 10



102-65100 Pieces: 10
122-65100 Pieces: 10
154-65100 Pieces: 10
200-65100 Pieces: 10

STANDARD 45 X 45 MM MODULE, FLAT



101-65500 Pieces: 10 Single finishing set with transparent text field

Double data module for other RJ connectors

data module = 1 finishing set + 2 single adapters or 1 double adapter


Refer also to the table “Data communication connections for other RJ connectors” in the chapter “Media network”.




ADAPTERS FOR FLAT FINISHING SETS FOR OTHER BRANDS, SINGLE

	170-65101	Pieces: 10	Single adapter 1
	170-65201	Pieces: 10	Single adapter 2
	170-65501	Pieces: 10	Single adapter 5
	170-65601	Pieces: 10	Single adapter 6
	170-65701	Pieces: 10	Single adapter 7


ADAPTERS FOR FLAT FINISHING SETS FOR OTHER BRANDS, DOUBLE

	170-65302	Pieces: 10	Double adapter 3.2
--	------------------	------------	--------------------


ADAPTERS FOR FLAT FINISHING SETS FOR NIKO 02-399-XX, DOUBLE

	170-65402	Pieces: 10	Double adapter 4.2
---	------------------	------------	--------------------

FINISHING SET WITH NON-TRANSPARENT LABELLING WINDOW

		100-65200	Pieces: 10		101-65200	Pieces: 10		102-65200	Pieces: 10
		104-65200	Pieces: 10		121-65200	Pieces: 10		122-65200	Pieces: 10
		123-65200	Pieces: 10		124-65200	Pieces: 10		154-65200	Pieces: 10
		157-65200	Pieces: 10		161-65200	Pieces: 10		200-65200	Pieces: 10
		220-65200	Pieces: 10		221-65200	Pieces: 10			



STANDARD 45 X 45 MM MODULE, FLAT

	101-65600	Pieces: 10	Double finishing set with transparent text field
--	------------------	------------	--

Telephone socket outlet, 45 x 45 mm



COMPLETE UNIT

	101-69032	Pieces: 10	Telephone socket outlet with two RJ11 connectors in parallel
	101-69092	Pieces: 10	ADSL/VDSL splitter with two RJ11 connectors



Audio connection, 45 x 45 mm

COMPLETE UNIT



101-69703

Pieces: 10

Double loudspeaker connection



101-69803

Pieces: 10

Single loudspeaker connection



TV/FM socket outlet, 45 x 45 mm

COMPLETE UNIT



101-69121

Pieces: 10

Single socket outlet with coaxial connection for TV



101-69501

Pieces: 10

Single socket outlet with coaxial connection for TV and FM



101-69552

Pieces: 10

Single socket outlet with coaxial connection for TV, FM and satellite



101-69601

Pieces: 10

Loop-through socket outlet with coaxial connection for TV and FM




Surface-mounting box for one function

This single surface-mounting box is suitable for flush-mounting one function. The entire unit is splash proof which makes it extremely well-suited for use in damp areas and in demanding environments.






SINGLE SURFACE-MOUNTING BOX WITH TWO MEMBRANE ENTRIES



	700-83101	Pieces: 10	Single box, grey
	701-83101	Pieces: 10	Single box, white
	761-83101	Pieces: 10	Single box, black




SINGLE SURFACE-MOUNTING BOX WITH 1 M20 ENTRY



	700-84101	Pieces: 10	Single box with one M20 entry, grey
	701-84101	Pieces: 10	Single box with one M20 entry, white
	761-84101	Pieces: 10	Single box with one M20 entry, black




SURFACE-MOUNTING BOX WITH 1 M20 ENTRY INCLUDING CABLE GLAND



	700-84151	Pieces: 8	Single box with one M20 entry including M20 cable gland, grey
	701-84151	Pieces: 8	Single box with one M20 entry including M20 cable gland, white
	761-84151	Pieces: 8	Single box with one M20 entry including M20 cable gland, black




SINGLE SURFACE-MOUNTING BOX WITH 1X2 M20 ENTRIES



	700-84102	Pieces: 10	Single box with 1x two M20 entries, grey
	701-84102	Pieces: 10	Single box with 1x two M20 entries, white
	761-84102	Pieces: 10	Single box with 1x two M20 entries, black




SURFACE-MOUNTING BOX WITH 1X2 M20 ENTRIES INCLUDING CABLE GLANDS



	700-84152	Pieces: 8	Single box with 1x two M20 entries including M20 cable glands, grey
	701-84152	Pieces: 8	Single box with 1x two M20 entries including M20 cable glands, white
	761-84152	Pieces: 8	Single box with 1x two M20 entries including M20 cable glands, black




SINGLE SURFACE-MOUNTING BOX WITH 2X1 M20 ENTRIES



	700-84111	Pieces: 10	Single box with 2x one M20 entry, grey
	701-84111	Pieces: 10	Single box with 2x one M20 entry, white
	761-84111	Pieces: 10	Single box with 2x one M20 entry, black




SURFACE-MOUNTING BOX WITH 2X1 M20 ENTRIES INCLUDING CABLE GLANDS



	700-84161	Pieces: 5	Single box with 2x one M20 entry including M20 cable glands, grey
	701-84161	Pieces: 5	Single box with 2x one M20 entry including M20 cable glands, white
	761-84161	Pieces: 5	Single box with 2x one M20 entry including M20 cable glands, black




SINGLE SURFACE-MOUNTING BOX WITH 2+1 M20 ENTRIES



	700-84112	Pieces: 10	Single box with 1x two M20 entries and one M20 entry, grey
	701-84112	Pieces: 10	Single box with 1x two M20 entries and one M20 entry, white
	761-84112	Pieces: 10	Single box with 1x two M20 entries and one M20 entry, black

SURFACE-MOUNTING BOX WITH 2+1 M20 ENTRIES INCLUDING CABLE GLANDS



	700-84162	Pieces: 5	Single box with 1x two M20 entries and one M20 entry including M20 cable glands, grey
	701-84162	Pieces: 5	Single box with 1x two M20 entries and one M20 entry including M20 cable glands, white
	761-84162	Pieces: 5	Single box with 1x two M20 entries and one M20 entry including M20 cable glands, black






Vertical surface-mounting box for two functions

This double vertical surface-mounting frame is suitable for flush mounting two functions. The entire unit is splash proof which makes it extremely well-suited for use in damp areas and in demanding environments.




DOUBLE VERTICAL SURFACE-MOUNTING BOX WITH TWO MEMBRANE ENTRIES



	700-83201	Pieces: 5	Double box, grey
	701-83201	Pieces: 5	Double box, white
	761-83201	Pieces: 5	Double box, black




VERTICAL SURFACE-MOUNTING BOX WITH 1 M20 ENTRY



	700-84201	Pieces: 5	Double box with one M20 entry, grey
	701-84201	Pieces: 5	Double box with one M20 entry, white
	761-84201	Pieces: 5	Double box with one M20 entry, black




VERTICAL SURFACE-MOUNTING BOX WITH 1 M20 ENTRY INCLUDING GLAND



	700-84251	Pieces: 5	Double box with one M20 entry including M20 cable gland, grey
	701-84251	Pieces: 5	Double box with one M20 entry including M20 cable gland, white
	761-84251	Pieces: 5	Double box with one M20 entry including M20 cable gland, black




VERTICAL SURFACE-MOUNTING BOX WITH 1X2 M20 ENTRIES



	700-84202	Pieces: 5	Double box with 1x two M20 entries, grey
	701-84202	Pieces: 5	Double box with 1x two M20 entries, white
	761-84202	Pieces: 5	Double box with 1x two M20 entries, black




VERTICAL SURFACE-MOUNTING BOX WITH 1X2 M20 ENTRIES INCLUDING GLANDS



	700-84252	Pieces: 5	Double box with 1x two M20 entries including M20 cable glands, grey
	701-84252	Pieces: 5	Double box with 1x two M20 entries including M20 cable glands, white
	761-84252	Pieces: 5	Double box with 1x two M20 entries including M20 cable glands, black




VERTICAL SURFACE-MOUNTING BOX WITH 2X1 M20 ENTRIES



	700-84211	Pieces: 5	Double box with 2x one M20 entry, grey
	701-84211	Pieces: 5	Double box with 2x one M20 entry, white
	761-84211	Pieces: 5	Double box with 2x one M20 entry, black




VERTICAL SURFACE-MOUNTING BOX WITH 2X1 M20 ENTRIES INCLUDING GLANDS



	700-84261	Pieces: 4	Double box with 2x one M20 entry including M20 cable glands, grey
	701-84261	Pieces: 4	Double box with 2x one M20 entry including M20 cable glands, white
	761-84261	Pieces: 4	Double box with 2x one M20 entry including M20 cable glands, black

VERTICAL SURFACE-MOUNTING BOX WITH 2+1 M20 ENTRIES



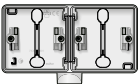
	700-84212	Pieces: 5	Double box with 1x two M20 entries and one M20 entry, grey
	701-84212	Pieces: 5	Double box with 1x two M20 entries and one M20 entry, white
	761-84212	Pieces: 5	Double box with 1x two M20 entries and one M20 entry, black

VERTICAL SURFACE-MOUNTING BOX WITH 2+1 M20 ENTRIES INCLUDING GLANDS

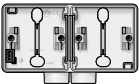
	700-84262	Pieces: 4	Double box with 1x two M20 entries and one M20 entry including M20 cable glands, grey
NEW	701-84262	Pieces: 4	Double box with 1x two M20 entries and one M20 entry including M20 cable glands, white
NEW	761-84262	Pieces: 4	Double box with 1x two M20 entries and one M20 entry including M20 cable glands, black

Horizontal surface-mounting box for two functions

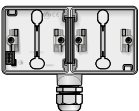
This double horizontal surface-mounting frame is suitable for flush mounting two functions. The entire unit is splash proof which makes it extremely well-suited for use in damp areas and in demanding environments.

**HORIZONTAL SURFACE-MOUNTING BOX WITH 1 M20 ENTRY**

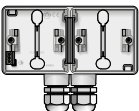
	700-84801	Pieces: 5	Double box with one M20 entry, grey
	701-84801	Pieces: 5	Double box with one M20 entry, white
	761-84801	Pieces: 5	Double box with one M20 entry, black

HORIZONTAL SURFACE-MOUNTING BOX WITH 1X2 M20 ENTRIES

	700-84802	Pieces: 5	Double box with 1x two M20 entries, grey
	701-84802	Pieces: 5	Double box with 1x two M20 entries, white
	761-84802	Pieces: 5	Double box with 1x two M20 entries, black

HORIZONTAL SURFACE-MOUNTING BOX WITH 1 M20 ENTRY INCLUDING CABLE GLAND

	700-84851	Pieces: 4	Double box with one M20 entry including M20 cable gland, grey
NEW	701-84851	Pieces: 4	Double box with one M20 entry including M20 cable gland, white
NEW	761-84851	Pieces: 4	Double box with one M20 entry including M20 cable gland, black

HORIZONTAL SURFACE-MOUNTING BOX WITH 1X2 M20 ENTRIES INCLUDING CABLE GLANDS

	700-84852	Pieces: 4	Double box with 1x two M20 entries including M20 cable glands, grey
NEW	701-84852	Pieces: 4	Double box with 1x two M20 entries including M20 cable glands, white
NEW	761-84852	Pieces: 4	Double box with 1x two M20 entries including M20 cable glands, black

Vertical surface-mounting box for three functions

This 3-fold vertical surface-mounting box with two M20 inputs is suitable for the surface mounting of 3 functions. The entire unit is splash proof which makes it extremely well-suited for use in damp areas and in demanding environments.

**NEW****VERTICAL SURFACE-MOUNTING BOX WITH 1X2 M20 ENTRIES**

	700-84302	Pieces: 3	Triple box with 1 x two M20 entries, grey
	701-84302	Pieces: 3	Triple box with 1 x two M20 entries, white
	761-84302	Pieces: 3	Triple box with 1 x two M20 entries, black

VERTICAL SURFACE-MOUNTING BOX WITH 1X2 M20 ENTRIES INCLUDING CABLE GLANDS

	700-84352	Pieces: 3	Triple box with 1 x two M20 entries, M20 cable glands included, grey
	701-84352	Pieces: 3	Triple box with 1 x two M20 entries, M20 cable glands included, white
	761-84352	Pieces: 3	Triple box with 1 x two M20 entries, M20 cable glands included, black







NEW

Horizontal surface-mounting box for three functions

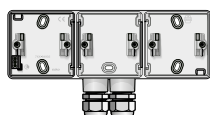
This 3-fold horizontal surface-mounting box with two M20 inputs is suitable for the surface mounting of 3 functions. The entire unit is splash proof which makes it extremely well-suited for use in damp areas and in demanding environments.




HORIZONTAL SURFACE-MOUNTING BOX WITH 1X2 M20 ENTRIES



	700-84902	Pieces: 3	Triple box with 1 x two M20 entries, grey
	701-84902	Pieces: 3	Triple box with 1 x two M20 entries, white
	761-84902	Pieces: 3	Triple box with 1 x two M20 entries, black

HORIZONTAL SURFACE-MOUNTING BOX WITH 1X2 M20 ENTRIES INCLUDING CABLE GLANDS



	700-84952	Pieces: 3	Triple box with 1 x two M20 entries, M20 cable glands included, grey
	701-84952	Pieces: 3	Triple box with 1 x two M20 entries, M20 cable glands included, white
	761-84952	Pieces: 3	Triple box with 1 x two M20 entries, M20 cable glands included, black






Flush-mounting frame

For flush mounting one splash proof surface-mounting function in brickwork or panels.

COMPLETE UNIT (IP55)



	700-73000	Pieces: 6	Single flush-mounting frame, grey
	701-73000	Pieces: 6	Single flush-mounting frame, white
	761-73000	Pieces: 6	Single flush-mounting frame, black

ACCESSORIES



170-00093	Pieces: 100	Screw HI-LO 3.2 x 13 (to be ordered per 100 items)
------------------	-------------	--

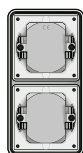





NEW

Double vertical flush-mounting frame

This double vertical flush-mounting frame is suitable for flush mounting two functions. The entire unit is splash proof which makes it extremely well-suited for use in damp areas and in demanding environments.

COMPLETE UNIT



	700-74000	Pieces: 3	Grey
	701-74000	Pieces: 3	White
	761-74000	Pieces: 3	Black


ACCESSORIES




170-00093	Pieces: 100	Screw HI-LO 3.2 x 13 (to be ordered per 100 items)
------------------	-------------	--




Double horizontal flush-mounting frame

The entire unit is splash proof which makes it extremely well-suited for use in damp areas and in demanding environments.



COMPLETE UNIT



	700-75000	Pieces: 3	Grey
	701-75000	Pieces: 3	White
	761-75000	Pieces: 3	Black

ACCESSORIES






170-00093	Pieces: 100	Screw HI-LO 3.2 x 13 (to be ordered per 100 items)
------------------	-------------	--

Blind plate



ACCESSORIES



	700-38500	Pieces: 10	Blind plate, grey
	701-38500	Pieces: 10	Blind plate, white
	761-38500	Pieces: 10	Blind plate, black

M20 cable gland



ACCESSORIES



700-84001	Pieces: 50	M20 cable gland, grey
------------------	------------	-----------------------



701-84001	Pieces: 50	M20 cable gland, white
------------------	------------	------------------------



761-84001	Pieces: 50	M20 cable gland, black
------------------	------------	------------------------

M20 blind plug



ACCESSORIES



700-84000	Pieces: 1	M20 blind plug, grey
------------------	-----------	----------------------



701-84000	Pieces: 100	M20 blind plug, white
------------------	-------------	-----------------------



761-84000	Pieces: 100	M20 blind plug, black
------------------	-------------	-----------------------



Led lighting element for control switches and illuminable push buttons

The LED lighting element with automatic connection has a signalling function when combined with a two-way or intermediate switch, an NO or NC push button or a 2x NO or NC push button. In combination with a two-pole switch, this LED lighting element has a control function.

LED LIGHTING ELEMENTS SPECIFICALLY FOR SWITCHES WITH SCREW TERMINALS

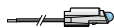


170-37123 Pieces: 10 With automatic connection, blue, 230 Vac

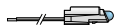


170-37323 Pieces: 10 With automatic connection, amber, 230 Vac

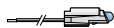
LED LIGHTING ELEMENTS



170-37212 Pieces: 10 With wires, blue, 12 Vac/Vdc



170-37223 Pieces: 10 With wires, blue, 230 Vac



170-37224 Pieces: 10 With wires, blue, 24 Vac/Vdc



170-37423 Pieces: 10 With wires, amber, 230 Vac



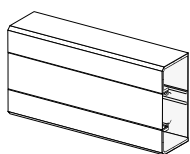
170-37424 Pieces: 10 With wires, amber, 24 Vac/Vdc



170-37623 Pieces: 10 With wires, red, 230 Vac



170-37823 Pieces: 10 With wires, green, 230 Vac



Single trunking

Optional use of a raised frame for one or two functions.

- trunking height: 110 mm
- trunking depth : 50 mm

- trunking length: 2 m

SINGLE TRUNKING

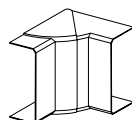


06-200

Pieces: 6

With cover

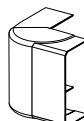
BASIC ELEMENTS



06-201

Pieces: 10

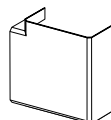
Variable internal corner, 80-100°



06-202

Pieces: 10

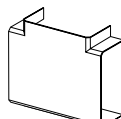
Variable external corner, 70-110°



06-103

Pieces: 5

Flat corner



06-107

Pieces: 5

T-piece

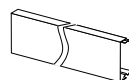


06-206

Pieces: 20

End piece

ACCESSORIES



06-190

Pieces: 20

Trunking cover (length: 2 m)



06-208

Pieces: 20

Partition (length: 2 m)



06-104

Pieces: 10

Joint cover



06-105

Pieces: 10

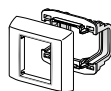
Joint connector



06-293

Pieces: 20

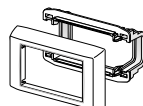
Cable bracket



06-191

Pieces: 10

Raised frame for one function, 45 x 45 mm



06-192

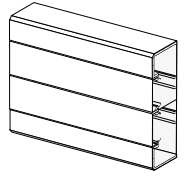
Pieces: 10

Raised frame for two functions, 45 x 45 mm

Double trunking

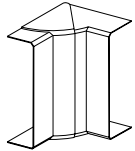
Optional use of a raised frame for one or two functions.

- trunking height: 160 mm
- trunking depth : 50 mm
- trunking length: 2 m

**DOUBLE TRUNKING****06-300**

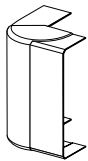
Pieces: 4

With cover

BASIC ELEMENTS**06-301**

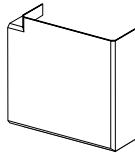
Pieces: 10

Variable internal corner, 80-100°

**06-302**

Pieces: 10

Variable external corner, 70-110°

**06-303**

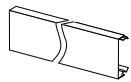
Pieces: 6

Flat corner

**06-306**

Pieces: 20

End piece

ACCESSORIES**06-190**

Pieces: 20

Trunking cover (length: 2 m)

**06-208**

Pieces: 20

Partition (length: 2 m)

**06-104**

Pieces: 10

Joint cover

**06-105**

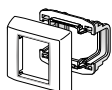
Pieces: 10

Joint connector

**06-293**

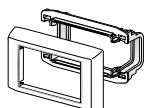
Pieces: 20

Cable bracket

**06-191**

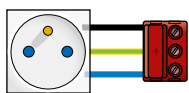
Pieces: 10

Raised frame for one function, 45 x 45 mm

**06-192**

Pieces: 10

Raised frame for two functions, 45 x 45 mm



Socket outlet with one terminal block with screw connection, 45 x 45 mm

With pin earthing and safety shutter. Suitable for floor boxes.

ASSEMBLED UNIT

	06-000	Pieces: 10	Single, white
	06-002	Pieces: 5	Double, white
	06-003	Pieces: 3	Three-fold, white
	06-004	Pieces: 2	Four-fold, white
	06-005	Pieces: 2	Five-fold, white
	06-010	Pieces: 10	Single, with polarisation key, red
	06-012	Pieces: 5	Two-fold, with polarisation key, red
	06-013	Pieces: 3	Three-fold, with polarisation key, red
	06-020	Pieces: 10	Single, green
	06-030	Pieces: 10	Single, orange
	06-099-01	Pieces: 20	Polarisation key

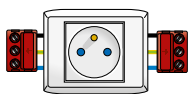


Socket outlet with two terminal blocks with screw connection, 45 x 45 mm

With pin earthing and safety shutter.

ASSEMBLED UNIT

	06-000-20	Pieces: 10	Single, white
	06-002-20	Pieces: 10	Double, white
	06-003-20	Pieces: 3	Three-fold, white
	06-004-20	Pieces: 2	Four-fold, white
	06-005-20	Pieces: 2	Five-fold, white
	06-010-20	Pieces: 10	Single, with polarisation key, red
	06-012-20	Pieces: 10	Two-fold, with polarisation key, red
	06-013-20	Pieces: 3	Three-fold, with polarisation key, red
	06-099-01	Pieces: 20	Polarisation key



Socket outlet with two terminal blocks with screw connection and raised frame, 45 x 45 mm

With pin earthing and safety shutter.

ASSEMBLED UNIT

	06-000-29	Pieces: 5	Single
	06-002-29	Pieces: 5	Double

Socket outlet with one terminal block with plug-in connection, 45 x 45 mm

With side earthing and safety shutter.

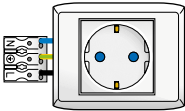


ASSEMBLED UNIT

	06-002-11	Pieces: 5	Double
	06-003-11	Pieces: 3	Three-fold
	06-004-11	Pieces: 2	Four-fold
	06-005-11	Pieces: 2	Five-fold

Socket outlet with one terminal block with plug-in connection and raised frame, 45 x 45 mm

With side earthing and safety shutter.

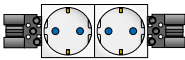


ASSEMBLED UNIT

	06-000-21	Pieces: 5	Single
	06-002-21	Pieces: 5	Double

Socket outlet with side earthing and two Wieland GST18 connectors, 45 x 45 mm

With side earthing and safety shutter.



ASSEMBLED UNIT

	06-002-51	Pieces: 10	Double
	06-003-51	Pieces: 8	Three-fold
	06-004-51	Pieces: 2	Four-fold
	06-005-51	Pieces: 2	Five-fold

Socket outlet with pin earthing and two Wieland GST18 connectors, 45 x 45 mm

With pin earthing and safety shutter.




ASSEMBLED UNIT

	06-002-50	Pieces: 10	Double
	06-003-50	Pieces: 8	Three-fold


Push button, 10 A/250 Vac

The LED lighting element needs to be ordered separately.



COMPLETE UNIT








	101-01010	Pieces: 10	Push button, NO or NC (22.5 x 45 mm)
	101-07010	Pieces: 10	Illuminable push button with small transparent window, NO or NC (22.5 x 45 mm)
	101-09010	Pieces: 10	Push button with illuminable label holder, NO or NC (22.5 x 45 mm)

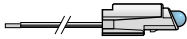


Switch, 10 A/250 Vac

The LED lighting element needs to be ordered separately.


COMPLETE UNIT

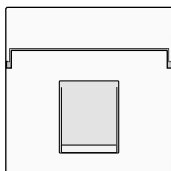
	101-01610	Pieces: 10	Two-way switch (22.5 x 45 mm)
	101-07610	Pieces: 10	Illuminable two-way switch with small transparent window (22.5 x 45 mm)
	101-09610	Pieces: 10	Two-way switch with illuminable label holder (22.5 x 45 mm)
	101-02610	Pieces: 10	Two-pole two-way switch (45 x 45 mm)
	101-01210	Pieces: 10	Two-pole switch (45 x 45 mm)
	101-07210	Pieces: 10	Illuminable two-pole switch with small transparent window (45 x 45 mm)
	101-09210	Pieces: 10	Two-pole switch with illuminable label holder (45 x 45 mm)



LED lighting element

LED LIGHTING ELEMENTS

	170-37223	Pieces: 10	With wires, blue, 230 Vac
	170-37423	Pieces: 10	With wires, amber, 230 Vac
	170-37623	Pieces: 10	With wires, red, 230 Vac
	170-37823	Pieces: 10	With wires, green, 230 Vac
	170-37212	Pieces: 10	With wires, blue, 12 Vac/Vdc
	170-37224	Pieces: 10	With wires, blue, 24 Vac/Vdc
	170-37424	Pieces: 10	With wires, amber, 24 Vac/Vdc






Data module for Niko RJ connectors

single data module (flat) = 1 single finishing set + 1 adapter






double data module (flat) = 1 double finishing set + 2 adapters

double data module (oblique) = 1 double finishing set + 1 adapter

MODULE FOR ONE NIKO RJ CONNECTOR, INCLUDING ADAPTER

	101-65250	Pieces: 10	white, with transparent text field, 22.5 x 45 mm
	196-65250	Pieces: 10	blue, with transparent text field, 22.5 x 45 mm
	197-65250	Pieces: 10	green, with transparent text field, 22.5 x 45 mm

STANDARD 45 X 45 MM MODULE, FLAT

	170-65901	Pieces: 10	Single adapter 9.1 (for 650-450XX)
	101-65100	Pieces: 10	Single finishing set with nontransparent text field
	101-65500	Pieces: 10	Single finishing set with transparent text field
	101-65200	Pieces: 10	Double finishing set with nontransparent text field
	101-65600	Pieces: 10	Double finishing set with transparent text field

STANDARD 45 X 45 MM MODULE, OBLIQUE

	170-65904	Pieces: 10	Double adapter 9.4 (for 650-450XX)
	101-65400	Pieces: 10	Double finishing set with transparent text field

Niko RJ connector



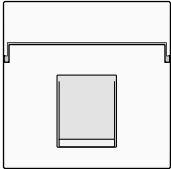
ACCESSORIES

	650-45051	Pieces: 10	RJ45 connector, UTP, cat. 5E
	650-45055	Pieces: 10	RJ45 connector, STP, cat. 5E
	650-45061	Pieces: 10	RJ45 connector, UTP, cat. 6
	650-45066	Pieces: 10	RJ45 connector, STP, cat. 6
	650-45013	Pieces: 10	RJ11 connector, UTP

Single data module for other RJ connectors

data module = 1 finishing set + 1 adapter

Refer also to the table “Data communication connections for other RJ connectors” in the chapter “Media network”.



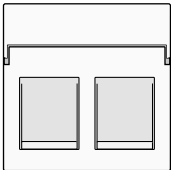
STANDARD 45 X 45 MM MODULE, FLAT

	170-65101	Pieces: 10	Single adapter 1 (for AMP, Siemon, Nexans, Brandrex, etc.)
	170-65201	Pieces: 10	Single adapter 2 (for Systimax, etc.)
	170-65401	Pieces: 10	Single adapter 4.1 (for 02-399-XX)
	170-65501	Pieces: 10	Single adapter 5 (for Krone, Kerpen, Radiall, Panduit, etc.)
	170-65601	Pieces: 10	Single adapter 6 (for Panduit, etc.)
	170-65701	Pieces: 10	Single adapter 7 (for CAE, Abitana, Prysmian, Molex, etc.)
	101-65100	Pieces: 10	Single finishing set with nontransparent text field
	101-65500	Pieces: 10	Single finishing set with transparent text field










Double data module for other RJ connectors

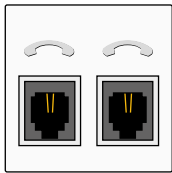
data module = 1 finishing set + 2 single adapters or 1 double adapter

Refer also to the table “Data communication connections for other RJ connectors” in the chapter “Media network”.



STANDARD 45 X 45 MM MODULE, FLAT

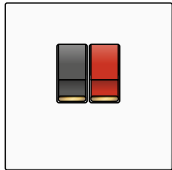
	170-65101	Pieces: 10	Single adapter 1 (for AMP, Siemon, Nexans, Brandrex, etc.)
	170-65201	Pieces: 10	Single adapter 2 (for Systimax, etc.)
	170-65302	Pieces: 10	Double adapter 3.2 (for ITT, etc.)
	170-65402	Pieces: 10	Double adapter 4.2 (for 02-399-XX)
	170-65501	Pieces: 10	Single adapter 5 (for Krone, Kerpen, Radiall, Panduit, etc.)
	170-65601	Pieces: 10	Single adapter 6 (for Panduit, etc.)
	170-65701	Pieces: 10	Single adapter 7 (for CAE, Abitana, Prysmian, Molex, etc.)
	101-65200	Pieces: 10	Double finishing set with nontransparent text field
	101-65600	Pieces: 10	Double finishing set with transparent text field



Telephone socket outlet, 45 x 45 mm

COMPLETE UNIT

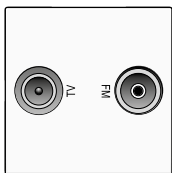
	101-69002	Pieces: 10	Five-pole telephone socket outlet (Belgium)
	101-69032	Pieces: 10	Telephone socket outlet with two RJ11 connectors in parallel
	101-69092	Pieces: 10	ADSL/VDSL splitter with two RJ11 connectors



Audio connection, 45 x 45 mm

COMPLETE UNIT

	101-69716	Pieces: 10	Double cinch connection
	101-69717	Pieces: 10	Three-fold cinch connection
	101-69703	Pieces: 10	Double loudspeaker connection
	101-69803	Pieces: 10	Single loudspeaker connection



TV/FM socket outlet, 45 x 45 mm

COMPLETE UNIT

	101-69121	Pieces: 10	Single socket outlet with coaxial connection for TV
	101-69501	Pieces: 10	Single socket outlet with coaxial connection for TV and FM
	101-69601	Pieces: 10	Loop-through socket outlet with coaxial connection for TV and FM
	101-69552	Pieces: 10	Single socket outlet with coaxial connection for TV, FM and satellite





Detectors



Outdoor motion detector 180°, 230 Vac, 14 m, for wall mounting (white)

The outdoor motion detector with one channel to be surface mounted on a wall or partition is suitable for use on driveways and in gardens. Equipped with an integrated light sensor. Automatic on/off (after switch-off delay) or manual on/off via an NC push button. The detection area can be divided by means of an adjustable cover mask. In conformity with the European directive for EMC and safety EN60669-2-1.

- dimensions (HxWxD): 125 x 72 x 63 mm
- power supply voltage: 230 V AC \pm 10 %, 50 Hz
- relay contact: NO (max. 10 A), light- and motion-sensitive
 - incandescent lamps: 2,300 W
 - 230 V halogen lamps: 2,300 W
 - all low-voltage halogen lamps: 1,200 VA
 - fluorescent lamps (non-compensated): 1,200 VA
 - LED lamps 230 V and economy lamps (CFLi): 350 W
 - maximum switching capacity: 140 μ F
- maximum switching current: 165 A/20 ms or 800 A/200 μ s
- detection angle: 180°
- mounting height: 2 - 3 m
- detection range: semi-circular, diameter max. 14 m
- light sensitivity: 5 lux - infinite
- switch-off delay: 8 s - 30 min.
- protection degree: IP54
- ambient temperature: -20 - +45 °C
- protection: elimination of creeping zones

COMPLETE UNIT

350-20058 Pieces: 1 Complete unit



Outdoor motion detector 180°, 230 Vac, 11 m, for wall mounting (black)

The outdoor motion detector with one channel to be surface mounted on a wall or partition is suitable for use on driveways and in gardens. Equipped with an integrated light sensor. Automatic on/off (after switch-off delay) or manual on/off via an NC push button. The detection area can be divided by means of an adjustable cover mask. In conformity with the European directive for EMC and safety EN60669-2-1.

- dimensions (HxWxD): 125 x 72 x 63 mm
- power supply voltage: 230 V AC \pm 10 %, 50 Hz
- relay contact: NO (max. 10 A), light- and motion-sensitive
 - incandescent lamps: 2,300 W
 - 230 V halogen lamps: 2,300 W
 - all low-voltage halogen lamps: 1,200 VA
 - fluorescent lamps (non-compensated): 1,200 VA
 - LED lamps 230 V and economy lamps (CFLi): 350 W
 - maximum switching capacity: 140 μ F
- maximum switching current: 165 A/20 ms or 800 A/200 μ s
- detection angle: 180°
- mounting height: 2 - 3 m
- detection range: semi-circular, diameter max. 11 m
- light sensitivity: 5 lux - infinite
- switch-off delay: 8 s - 30 min.
- protection degree: IP54
- ambient temperature: -20 - +45 °C
- protection: elimination of creeping zones

COMPLETE UNIT

350-20158 Pieces: 1 Complete unit



Outdoor motion detector 180°, 230 Vac, 14 m (white)

One-channel outdoor motion detector for use along driveways, in gardens, ... Provided with an integrated light sensor. Automatically on or manually on via a NC push button (230 V AC). Automatically off after switch-off delay. Provided with a rotatable motion sensor. The detection area can be subdivided by means of an adjustable cover mask. In conformity with the European directive for EMC and safety EN60669-2-1.

- dimensions (HxWxD): 70 x 90 x 130 mm
- power supply voltage: 230 V AC \pm 10%, 50 Hz
- relay contact: NO (max. 10 A), light- and motion-sensitive
 - incandescent lamps: 2,300 W
 - 230 V halogen lamps: 2,300 W
 - all low-voltage halogen lamps: 1,200 VA
 - fluorescent lamps (non-compensated): 1,200 VA
 - LED lamps 230 V and economy lamps (CFLi): 350 W
 - maximum switching capacity: 140 μ F
 - maximum switching current: 165 A/20 ms or 800 A/200 μ s
- detection angle: 180°
- mounting height: 2 - 3 m
- detection range: semi-circular, diameter max. 14 m
- hysteresis on light sensitivity: + 10%
- light sensitivity: 5 lux - infinite
- switch-off delay: 8 s - 30 min.
- protection degree: IP54
- ambient temperature: -20 - +45 °C
- protection: elimination of creeping zones

COMPLETE UNIT

350-20050 Pieces: 1 Complete unit

ACCESSORIES



390-20050 Pieces: 1 Ceiling mounting bracket

Outdoor motion detector 180°, 230 Vac, 11 m (black)

One-channel outdoor motion detector for use along driveways, in gardens, ... Provided with an integrated light sensor. Automatically on or manually on via a NC push button (230 V AC). Automatically off after switch-off delay. Provided with a rotatable motion sensor. The detection area can be subdivided by means of an adjustable cover mask. In conformity with the European directive for EMC and safety EN60669-2-1.



- dimensions (HxWxD): 70 x 90 x 130 mm
- power supply voltage: 230 V AC \pm 10%, 50 Hz
- relay contact: NO (max. 10 A), light- and motion-sensitive
 - incandescent lamps: 2,300 W
 - 230 V halogen lamps: 2,300 W
 - all low-voltage halogen lamps: 1,200 VA
 - fluorescent lamps (non-compensated): 1,200 VA
 - LED lamps 230 V and economy lamps (CFLi): 350 W
 - maximum switching capacity: 140 μ F
 - maximum switching current: 165 A/20 ms or 800 A/200 μ s
- detection angle: 180°
- mounting height: 2 - 3 m
- detection range: semi-circular, diameter max. 11 m
- hysteresis on light sensitivity: + 10%
- light sensitivity: 5 lux - infinite
- switch-off delay: 8 s - 30 min.
- protection degree: IP54
- ambient temperature: -20 - +45 °C
- protection: elimination of creeping zones

COMPLETE UNIT

350-20150 Pieces: 1 Complete unit

ACCESSOIRES

390-20150 Pieces: 10 Ceiling mounting bracket

Twilight switch, 230 V, one channel (16 A)

The twilight switch for outdoor wall mounting is suitable for controlling outdoor lighting (gardens, car parks, outdoor areas and footpaths). In conformity with the European directive for EMC and safety EN60669-2-1.



- dimensions: 95 x 68 x 38 mm (HxWxD)
- power supply voltage: 230 V AC \pm 10%, 50 Hz
- relay contact: NO (max. 16 A), light-sensitive
 - incandescent lamps: 3,000 W
 - 230 V halogen lamps: 3,000 W
 - all low-voltage halogen lamps: 500 VA
 - fluorescent lamps (non-compensated): 500 VA
 - LED lamps 230 V and economy lamps (CFLi): 350 W
- maximum switching capacity: 140 μ F
- maximum switching current: 165 A/20 ms or 800 A/200 μ s
- light sensitivity: 3 – 300 lux
- hysteresis on light sensitivity: \pm 50%
- switch-off delay: \pm 1 min
- protection degree: IP54
- ambient temperature: -50 – +50 °C

COMPLETE UNIT

350-10033 Pieces: 1 Complete unit

Twilight switch, 230 V, one channel (16 A) IP54

Twilight switch for outdoor wall mounting (IP54). Suitable for switching outdoor lighting. Large sensor surface for accurate light measuring. In conformity with the European directive for EMC and safety EN60669-2-1.



- dimensions: 103 x 73 x 47 mm (HxWxD)
- power supply voltage: 230 V AC \pm 10%, 50 Hz
- relay contact: NO (max. 16 A)
 - incandescent lamps: 3,000 W
 - 230 V halogen lamps: 3,000 W
 - all low-voltage halogen lamps: 500 VA
 - fluorescent lamps (non-compensated): 1,200 VA
- LED lamps 230 V and economy lamps (CFLi): 350 W
- maximum switching capacity: 140 μ F
- maximum switching current: 165 A/20 ms or 800 A/200 μ s
- hysteresis on light sensitivity: \pm 50%
- switch-off delay: \pm 1 min.
- light sensitivity: 2 - 200 lux
- protection degree: IP54

COMPLETE UNIT

350-10030 Pieces: 1 Complete unit



Mini presence or mini absence detector 360° , 230 Vac, one channel, for flush mounting in ceilings

The mini presence or mini absence detector with one channel and daylight control for flush mounting in ceilings is suitable for switching indoor lighting on and off. The mini detector is equipped with an integrated light sensor. Automatic on/off (presence detector) or manual on/automatic off (absence detector). Thanks to its compact dimensions and design, the mini detector is discreetly present in the room. In conformity with the European directive for EMC and safety EN60669-2-1.

- dimensions (only visible part): 13.3 x 36 mm (HxW)
- dimensions (including non-visible part): 62.6 x 36 mm (HxW)
- drill diameter: 30 mm
- power supply voltage: 230 V AC \pm 10%, 50 Hz
- power consumption: 0.2 W
- relay contact: NO (max. 10 A), light- and motion-sensitive
 - incandescent lamps: 2,300 W
 - 230 V halogen lamps: 2,300 W
 - all low-voltage halogen lamps: 1,200 VA
 - fluorescent lamps (non-compensated): 1,200 VA
 - economy lamps (CFLi) and LED lamps 230 V: 350 W
 - maximum switching capacity: 140 μ F
 - maximum switching current: 165 A/20 ms or 800 A/200 μ s
- detection angle: 360°
- mounting height: 2 - 3 m
- detection range: circular, up to 9.5 m
- light sensitivity: 20 – 1,000 lux
- hysteresis on light sensitivity: + 10%
- switch-off delay: 2 - 60 min
- connected cable: 50 cm, 4 x 2.08 mm²
- protection degree: IP65
- ambient temperature: -5 - +50 °C
- factory pre-set; IR remote control required to change settings
- with 'eco off' function for optimal energy-savings
- includes black and white flush surround plate to decrease detection area

COMPLETE UNIT

350-20085 Pieces: 1 Complete unit

ACCESSORIES



350-41936 Pieces: 1 Universal remote control for smartphone



350-20090 Pieces: 5 IR remote control for installers

Presence or absence detector 360°, one channel (10 A), for flush mounting

The presence or absence detector with one channel and daylight control for flush mounting in ceilings is suitable for switching indoor lighting on and off. Equipped with an integrated light sensor. Automatic on/off (after switch-off delay) or manual on/off via an NO push button (230 V AC). In conformity with the European directive for EMC and safety EN60669-2-1.



- dimensions (HxW): 56 x Ø 95 mm
- visible dimensions (HxW): 24 x Ø 95 mm
- power supply voltage: 230 V AC \pm 10%, 50 Hz
- power consumption: 0.8 W
- relay contact: NO (max. 10 A), light- and motion-sensitive
 - incandescent lamps: 2,300 W
 - 230 V halogen lamps: 2,300 W
 - low-voltage halogen lamps: 1,200 VA
 - fluorescent lamps (non-compensated): 1,200 VA
 - LED lamps 230 V and economy lamps (CFLi): 350 W
 - maximum switching capacity: 140 μ F
- maximum switching current: 165 A/20 ms or 800 A/200 μ s
- detection angle: 360°
- mounting height: 2.5 – 4 m
- detection range: circular 7 – 12 m
- light sensitivity: 30 – 2,000 lux
- switch-off delay: 5 s/2 – 30 min.
- protection degree: IP20
- ambient temperature: -5 – +50 °C
- mounting: flush-mounting (surface-mounting only in combination with surface-mounting kit, to be ordered separately)

COMPLETE UNIT

350-20056 Pieces: 1 Complete unit

ACCESSORIES

350-41936 Pieces: 1 Universal remote control for smartphone



350-20057 Pieces: 1 IR remote control for installers

SURFACE-MOUNTING BOX

390-20056 Pieces: 1 Mounting box

FLUSH-MOUNTING BOX

390-20057 Pieces: 1 Flush-mounting box with spring terminals

Flat presence or absence detector 360°, master, 1 channel, 12 m, for flush-mounting

1 channel detector for flush mounting in ceilings. Stand-alone or as master combinable with a maximum of 20 slaves (350-41601). It can be easily installed and mounted thanks to spring terminals. The detector has a very flat design of only 5 mm, so that it can be mounted almost flush with the ceiling. For use in small rooms, offices, storage spaces ... The detector can be used as a presence detector (automatic on/off) or absence detector (manual on/automatic off).



- dimensions (HxW): 95 x Ø 95 mm
- visible dimensions (HxW): 5 x Ø 95 mm
- power supply voltage: 230 V AC \pm 10 %, 50 Hz
- power consumption: < 1 W
- relay contact: NO. (max 10 A)
- wire capacity: up to 2.5 mm².
 - incandescent lamps: 2,300 W
 - 230V-halogen lamps: 2,300 W
 - low-voltage halogen lamps: 1,200 VA
 - (non-compensated) fluorescent lamps: 1,200 VA
 - LED lamps 230 V and economy lamps (CFLi): 350 W
 - maximum switching capacity: 140 μ F
- maximum switching current: 165 A/20 ms or 800 A/200 μ s
- minimum drill diameter: 77 mm
- detection angle: 360°
- detection range: circle, max 12 m
- light sensitivity: 100 - 1,000 lux
- switch-off delay: 5 min – 60 min
- protection degree: IP20
- mounting height: 2.4 – 3 m
- ambient temperature: +5 – +40 °C
- with eco function for optimal energy-savings
- stand-alone or combinable with a maximum of 20 slaves (350-41601)

COMPLETE UNIT

350-41600 Pieces: 1 Complete unit

ACCESSORIES

350-41936 Pieces: 1 Universal remote control for smartphone



350-41934 Pieces: 1 IR-remote control for users



Presence or absence detector 360° (230 V), master, one channel, for flush mounting in ceilings

The presence or absence detector with one channel and daylight control for flush mounting in ceilings is suitable for switching indoor lighting on and off. The detector is equipped with an integrated light sensor. Automatic on/off (presence detector) or manual on/automatic off (absence detector). The detection area can be divided by means of an adjustable cover mask. In conformity with the European directive for EMC and safety EN60669-2-1.

- dimensions (HxLxP): 100 x 100 x 73,4 mm
- dimensions visible (HxLxP): 100 x 100 x 46.4 mm
- power supply voltage: 230 V AC \pm 10%, 50 Hz
- power consumption: 0.2 W
- relay contact: NO (max. 10 A), potential-free, light- and motion-sensitive
 - incandescent lamps: 2,300 W
 - 230 V halogen lamps: 2,300 W
 - all low-voltage halogen lamps: 1,200 VA
 - fluorescent lamps (non-compensated): 1,200 VA
 - LED lamps 230 V and economy lamps (CFLi): 350 W
 - maximum switching capacity: 140 μ F
 - maximum switching current: 165 A/20 ms or 800 A/200 μ s
- detection angle: 360°
- mounting height: 2 - 3.4 m
- detection range: 24 m in diameter at a height of 3 m
- light sensitivity: 20 - 1000, ∞ lux
- hysteresis on light sensitivity: + 10%
- switch-off delay: 2 - 60 min
- protection degree: IP54
- ambient temperature: -5 - +50 °C
- manually adjustable or adjustable using remote control
- stand-alone or with a maximum of 10 slaves (350-20071 or also slaves 350-20079 or 350-20081)
- with 'eco off' function for optimal energy-savings

COMPLETE UNIT

350-20070 Pieces: 1 Complete unit

ACCESSORIES



350-41936 Pieces: 1 Universal remote control for smartphone



350-20089 Pieces: 1 IR remote control for installers

FLUSH-MOUNTING BOX



390-20057 Pieces: 1 Flush-mounting box with spring terminals

Presence or absence detector 360°, master, two channels, for flush mounting

The presence or absence detector with two channels and daylight control for flush mounting in ceilings is suitable for switching indoor lighting or ventilation on and off. The detector is equipped with an integrated light sensor. Automatic on/off (presence detector) or manual on/automatic off (absence detector). The detection area can be divided by means of an adjustable cover mask. In conformity with the European directive for EMC and safety EN60669-2-1.



- dimensions (HxWxD): 100 x 100 x 73,4 mm
- dimensions visible (HxWxD): 100 x 100 x 46,4 mm
- power supply voltage: 230 V AC \pm 10%, 50 Hz
- power consumption: 0.2 W
- both relay contacts: NO (max. 10 A), potential-free, light- and motion-sensitive
- both channels can be individually adjusted for lux, time and presence or absence.
 - incandescent lamps 2,300 W
 - 230 V halogen lamps 2,300 W
 - all low-voltage halogen lamps 1,200 VA
 - fluorescent lamps (non-compensated) 1,200 VA
 - LED lamps 230 V and economy lamps (CFLi): 350 W
- maximum switching capacity per channel : 140 μ F
- maximum switching current: 165 A/20 ms or 800 A/200 μ s
- detection angle: 360°
- mounting height: 2 – 3.4 m
- detection range: max 24 meters diameter at a height of 3 m
- light sensitivity: 20 – 1000, ∞ lux
- hysteresis on light sensitivity: 10 %
- switch-off delay: 2 - 60 min
- protection degree: IP54
- ambient temperature: -5 – +50 °C
- manually adjustable or adjustable using remote control
- stand-alone or with a maximum of 10 slaves (350-20071 or slaves 350-20079 or 350-20081)
- with 'eco off' function for optimal energy-savings
- delivered with flush mounting box with spring terminals

COMPLETE UNIT

350-20072 Pieces: 1 Complete unit

ACCESSORIES

350-41936 Pieces: 1 Universal remote control for smartphone



350-20089 Pieces: 1 IR remote control for installers

Presence or absence detector 360° (230 V), master, one channel, for surface mounting

The presence or absence detector with one channel and daylight control for ceiling mounting is suitable for switching indoor lighting on and off. The detector is equipped with an integrated light sensor. Automatic on/off (presence detector) or manual on/automatic off (absence detector). The detection area can be divided by means of an adjustable cover mask. In conformity with the European directive for EMC and safety EN60669-2-1.



- dimensions (HxW): 64,1 x \varnothing 117.3 mm
- power supply voltage: 230 V AC \pm 10%, 50 Hz
- power consumption: 0.2 W
- wire input from the side: 3 x \varnothing 14 mm
- wire input from the top: 2 x \varnothing 14 mm
- relay contact: NO (max. 10 A), potential-free, light- and motion-sensitive
 - incandescent lamps: 2,300 W
 - 230 V halogen lamps: 2,300 W
 - all low-voltage halogen lamps: 1,200 VA
 - fluorescent lamps (non-compensated): 1,200 VA
 - LED lamps 230 V and economy lamps (CFLi): 350 W
 - maximum switching capacity: 140 μ F
 - maximum switching current: 165 A/20 ms or 800 A/200 μ s
- detection angle: 360°
- mounting height: 2 - 3.4 m
- detection range: 24 m diameter at a height of 3 m
- light sensitivity: 20 – 1000, ∞ lux
- hysteresis on light sensitivity: + 10%
- switch-off delay: 2 - 60 min
- protection degree: IP54
- ambient temperature: -5 - +50 °C
- manually adjustable or adjustable using remote control
- stand-alone or with a maximum of 10 slaves (350-20079 or also slaves 350-20071 or 350-20081)
- with 'eco off' function for optimal energy-savings

COMPLETE UNIT

350-20078 Pieces: 1 Complete unit

ACCESSORIES

350-41936 Pieces: 1 Universal remote control for smartphone



350-20089 Pieces: 1 IR remote control for installers



Presence or absence detector 360°, master, two channels, for surface mounting

The presence or absence detector with two channels and daylight control for surface mounting in ceilings is suitable for switching indoor lighting or ventilation on and off. The detector is equipped with an integrated light sensor. Automatic on/off (presence detector) or manual on/automatic off (absence detector). The detection area can be divided by means of an adjustable cover mask. In conformity with the European directive for EMC and safety EN60669-2-1.

- dimensions (HxW): 64.1 x Ø 117.3 mm
- power supply voltage: 230 V AC \pm 10%, 50 Hz
- power consumption: 0.2 W
- wire input from the side: 3 x Ø 14 mm
- wire input from the top: 2 x Ø 14 mm
- both relay contacts: NO (max. 10 A), potential-free, light- and motion-sensitive
- both channels can be individually adjusted for lux, time and presence or absence
 - incandescent lamps: 2,300 W
 - 230 V halogen lamps: 2,300 W
 - low-voltage halogen lamps: 1,200 VA
 - fluorescent lamps (non-compensated): 1,200 VA
 - LED lamps 230 V and economy lamps (CFLi): 350 W
- maximum switching capacity per channel : 140 μ F
- maximum switching current: 165 A/20 ms or 800 A/200 μ s
- detection angle: 360°
- mounting height: 2 - 3.4 m
- detection range: 24 m in diameter at a height of 3 m
- light sensitivity: 20 – 1000, ∞ lux
- hysteresis on light sensitivity: + 10 %
- switch-off delay: 2 - 60 min
- protection degree: IP54
- ambient temperature: -5 – +50 °C
- manually adjustable or adjustable using remote control
- stand-alone or with a maximum of 10 slaves (350-20079 or also slaves 350-20071 or 350-20081)
- with 'eco off' function for optimal energy-savings

COMPLETE UNIT

350-20082 Pieces: 1 Complete unit

ACCESSORIES



350-41936 Pieces: 1 Universal remote control for smartphone



350-20089 Pieces: 1 IR remote control for installers



Presence or absence detector 360° (230 V), master, one channel, for surface mounting on high ceilings

The presence or absence detector with one channel and daylight control for surface mounting on high ceilings is suitable for switching the indoor lighting on and off. The detector can be used stand-alone or as a master. The detector is equipped with an integrated light sensor. Automatic on/off (presence detector) or manual on/automatic off (absence detector). The detection area can be divided by means of an adjustable cover mask. In conformity with the European directive for EMC and safety EN60669-2-1.

- dimensions (HxW): 64.1 x Ø 117.3 mm
- power supply voltage: 230 V AC \pm 10%, 50 Hz
- power consumption: 0.2 W
- wire input from the side: 3 x Ø 14 mm
- wire input from the top: 2 x Ø 14 mm
- relay contact: NO. (max. 10 A), potential-free, light- and motion-sensitive
 - incandescent lamps: 2,300 W
 - 230 V halogen lamps: 2,300 W
 - low-voltage halogen lamps: 1,200 VA
 - fluorescent lamps (non-compensated): 1,200 VA
 - LED lamps 230 V and economy lamps (CFLi): 350 W
 - maximum capacitive capacity: 140 μ F
- maximum switching current: 165 A/20 ms or 800 A/200 μ s
- detection angle: 360°
- mounting height: 4 - 8 m
- detection range: diameter max 32 m
- light sensitivity: 20 - 1,000, ∞ lux
- hysteresis on light sensitivity: + 10%
- switch-off delay: 2 - 60 min
- protection degree: IP54
- ambient temperature: -5 - +50 °C
- manually adjustable or adjustable using remote control
- stand-alone or with a maximum of 10 slaves (350-20081 or also 350-20071 or 350-20079)
- with 'eco off' function for optimal energy-savings

COMPLETE UNIT

350-20080 Pieces: 1 Complete unit

ACCESSORIES



350-41936 Pieces: 1 Universal remote control for smartphone



350-20089 Pieces: 1 IR remote control for installers

Presence detector dual tech 360°, master

Intelligent presence detector for ceiling mounting in offices. Suitable for switching indoor lighting. Rapid detection of even the slightest movements, thanks to passive infrared (PIR) and ultrasonic (US) technology. Presence detection behind office partitions by means of US detection. Equipped with an integrated light sensor. For surface- or flush mounting.



- configuration: stand-alone or as master
- dimensions (HxW): 60 x Ø 120 mm
- visible dimensions (HxW): 34 x Ø 120 mm
- power supply voltage: 230 V AC \pm 10%, 50 Hz
- power consumption: 2 W
- relay contact: NO. (max 10 A), potential-free
 - incandescent lamps: 2,300 W
 - 230 V halogen lamps: 2,300 W
 - low-voltage halogen lamps: 1,200 VA
 - fluorescent lamps (non-compensated): 1,200 VA
 - LED lamps 230 V and economy lamps (CFLi): 350 W
- maximum switching capacity: 140 μ F
- maximum switching current: 165 A/20 ms or 800 A/200 μ s
- detection angle: 360°
- detection range: 9.5 m in diameter from a height of 3 m
- detection range Ultrasonic: 12 x 19 m
- light sensitivity: 10 – 2,000 lux
- switch-off delay: 1 - 30 min
- protection degree: IP20
- mounting height: 2 - 3 m
- ambient temperature: 0 - +45 °C
- stand-alone or combinable with 10 slaves (350-20066)

COMPLETE UNIT

350-20065 Pieces: 1 Complete unit

ACCESSORIES

350-20067 Pieces: 1 IR remote control unit

FLUSH-MOUNTING BOX

390-20057 Pieces: 1 Flush-mounting box with spring terminals

Presence detector 360°, one channel (10 A), for surface mounting

One-channel presence detector with daylight control for ceiling mounting, suitable for switching indoor lighting. Provided with an integrated light sensor. Automatically on/off (after switch-off delay) or manually on/off via NO push button (230 V AC). The detection area can be subdivided by means of an adaptable cover mask. In conformity with the European directive for EMC and safety EN60669-2-1.



- dimensions (HxW): 59 x Ø 127 mm
- power supply voltage: 230 V AC \pm 10%, 50 Hz
- power consumption: 1.3 W
- relay contact: NO (max. 10 A), light- and motion-sensitive
 - incandescent lamps: 2,300 W
 - 230 V halogen lamps: 2,300 W
 - all low-voltage halogen lamps: 1,200 VA
 - fluorescent lamps (non-compensated): 1,200 VA
 - LED lamps 230 V and economy lamps (CFLi): 350 W
- maximum switching capacity: 140 μ F
- maximum switching current: 165 A/20 ms or 800 A/200 μ s
- detection angle: 360°
- detection range: diameter max. 20 m at a height of 3 m
- light sensitivity: 10 – 1,000 lux
- hysteresis on light sensitivity: + 10%
- switch-off delay: 1 - 30 min.
- protection degree: IP20
- mounting height: 2.5 - 3.4 m
- ambient temperature: -5 - +50 °C

COMPLETE UNIT

350-20054 Pieces: 1 Complete unit



Flat presence or absence detector 360°, master, with 2 potential-free contacts, 12 m, for flush-mounting

Stand-alone or as master combinable with a maximum of 20 slaves (350-41601). The detector has a very flat design of only 5 mm, so that it can be mounted almost flush with the ceiling. It can be easily installed and mounted thanks to spring terminals. Particularly suitable for the switching of installations with 3 phases where the light circuits need to be distributed to several circuit breakers for safety reasons. For use in offices, schools, conference rooms. The two contacts are always controlled simultaneously.

- dimensions (HxW): 95 x Ø 95 mm
- visible dimensions (HxW): 5 x Ø 95 mm
- power supply voltage: 230 V AC \pm 10 %, 50 Hz
- power consumption: < 1 W
- relay contact 1: NO. (max 10 A), potential-free
- relay contact 2: NO. (max 10 A), potential-free
 - incandescent lamps: 2,300 W
 - 230V-halogen lamps: 2,300 W
 - low voltage halogen lamps: 1,200 VA
 - (non-compensated) fluorescent lamps: 1,200 VA
 - LED lamps 230 V and economy lamps (CFLi): 350 W
- maximum switching capacity: 140 uF
- maximum switching current: 165 A/20 ms or 800 A/200 μ s
- minimum drill diameter: 77 mm
- detection angle: 360°
- detection range: circular, up to 12 m
- light sensitivity: 100 - 1,000 lux
- switch-off delay: 5 min – 60 min
- protection degree: IP20
- mounting height: 2.4 - 3 m
- ambient temperature: +5 – +40 °C
- stand-alone or combinable with up to 20 slaves (350-41601)

COMPLETE UNIT

350-41620 Pieces: 1 Complete unit

ACCESSORIES



350-41936 Pieces: 1 Universal remote control for smartphone



350-41934 Pieces: 1 IR-remote control for users



Flat presence or absence detector 360°, slave, 1 channel, 12 m, for flush-mounting

This slave operates in conjunction with references 350-41600, 350-41687, 350-41620, 350-41686

Simple installation and easy mounting thanks to spring terminals. The detector has a very flat design of only 5 mm, so that it can be mounted almost flush with the ceiling. The slave follows the settings of the master.

- dimensions (HxW): 95 x Ø 95 mm
- visible dimensions (HxW): 5 x Ø 95 mm
- power supply voltage: 230 V AC \pm 10 %, 50 Hz
- power consumption: < 1 W
- minimum drill diameter: 77 mm
- detection angle: 360°
- detection range: circle, up to 12 m in diameter
- protection degree: IP20
- mounting height: 2.4 - 3 m
- ambient temperature: +5 – +40 °C

COMPLETE UNIT

350-41601 Pieces: 1 Complete unit



Presence or absence detector 360° (230 V), slave, for flush mounting

The presence or absence detector for flush mounting in ceilings is suitable for switching indoor lighting on and off. Automatic on/off (presence detector) or manual on/automatic off (absence detector). The detection area can be divided by means of an adjustable cover mask. Use only in combination with the master (350-20070 or the masters 350-20078 or 350-20080). In conformity with the European directive for EMC and safety EN60669-2-1.

- dimensions (HxW): 73.4 x Ø 100 mm
- visible dimensions (HxW): 46.4 x Ø 100 mm
- power supply voltage: 230 V AC \pm 10%, 50 Hz
- power consumption: 0.2 W
- detection angle: 360°
- detection range: circular, max. 24 m in diameter at a height of 3 m
- protection degree: IP54
- mounting height: 2 - 3.4 m
- ambient temperature: -5 - +50 °C

COMPLETE UNIT

350-20071 Pieces: 1 Complete unit

FLUSH-MOUNTING BOX



390-20057 Pieces: 1 Flush-mounting box with spring terminals

Presence or absence detector 360°, 230 Vac, slave, for surface mounting

The presence or absence detector for ceiling mounting is suitable for switching indoor lighting on and off. Automatic on/off (presence detector) or manual on/automatic off (absence detector). The detection area can be divided by means of an adjustable cover mask. Use only in combination with the master (350-20078, 350-20070 or 350-20080). In conformity with the European directive for EMC and safety EN60669-2-1.



- dimensions (HxW): 64.1 x Ø 117.3 mm
- power supply voltage: 230 V AC \pm 10%, 50 Hz
- power consumption: 0.2 W
- wire input from the side: 3 x Ø 14 mm
- wire input from the top: 2 x Ø 14 mm
- detection angle: 360°
- detection range: circular, max diameter 24 m at a height of 3 m
- protection degree: IP54
- mounting height: 2 - 3.4 m
- ambient temperature: -5 - +50 °C

COMPLETE UNIT

350-20079 Pieces: 1 Complete unit

Presence or absence detector 360° (230 V), slave, for surface mounting on high ceilings

The presence or absence detector for surface mounting on high ceilings is suitable for switching indoor lighting on and off. Automatic on/off (presence detector) or manual on/automatic off (absence detector). The detection area can be divided by means of an adjustable cover mask. Use only in combination with a master (350-20080, 350-20070 or 350-20078). In conformity with the European directive for EMC and safety EN60669-2-1.



- dimensions (HxW): 64.1 x Ø 117.3 mm
- power supply voltage: 230 V AC \pm 10%, 50 Hz
- power consumption: 0.2 W
- wire input: from the side: 3 x Ø 14 mm
from the top: 2 x Ø 14 mm
- detection angle: 360°
- detection range: circular, 16 - 32 m
- protection degree: IP54
- mounting height: 4 - 8 m
- ambient temperature: -5 - +50 °C

COMPLETE UNIT

350-20081 Pieces: 1 Complete unit

Presence detector dual tech 360°, slave, for flush mounting

Intelligent presence detector for ceiling mounting in offices. Suitable for switching indoor lighting. Fast detection, up to the slightest movements, by passive infrared technology (PIR) and ultrasonic technology (US). Presence detection behind office walls by means of US detection. Only operates in combination with master 350-20065. The detection area can be divided by means of an adjustable cover mask.



- dimensions (HxW): 60 x Ø 120 mm
- visible dimensions (HxW): 34 x Ø 120 mm
- power supply voltage: 230 V AC \pm 10%, 50 Hz
- power consumption: 1,5 W
- detection angle: 360°
- detection range IR: 9.5 m in diameter from a height of 3 m
- detection range Ultrasonic: 12 x 19 m from a height of 3 m
- protection degree: IP20
- mounting height: 2 - 3 m
- ambient temperature: 0 - +45 °C

COMPLETE UNIT

350-20066 Pieces: 1 Complete unit

FLUSH-MOUNTING BOX

390-20057 Pieces: 1 Flush-mounting box with spring terminals



Detector 360° with 3 zone DALI daylight control, 12 m, for flush mounting

Flat presence or absence detector, DALI daylight control for flush-mounting in ceilings of 2.4 - 3 m. Stand-alone or as master combinable with a maximum of 10 slaves (350-41659). For use in offices, schools, conference rooms... in large and small spaces. The detector has a maximum of 3 daylight controlled zones and has a very flat design of only 5 mm, so that it can be mounted almost flush with the ceiling. The switch-off delay, the lux value at which the lighting must switch on and the sensitivity of the detector can easily set with the IR remote control (optional) or with the universal remote control for smartphone (optional).

- DALI addressable
- number of daylight zones: 3
- dimensions (HxW): 95 x Ø 95 mm
- visible dimensions (HxWxD): 5 x Ø 95 mm
- power supply voltage: 230 V AC \pm 10%, 50 Hz
- power consumption: 0.45 W
- minimum drill diameter: 77 mm
- wire input: max. 2.5 mm²
- detection angle: 360°
- detection range: up to 12 m in diameter
- light sensitivity: 10 – 1,000 lux
- switch-off delay: 5 min - ∞
- protection degree: IP20
- mounting height: 2.4 - 3 m
- ambient temperature: +5 – +40 °C

COMPLETE UNIT

350-41657 Pieces: 1 Complete unit

ACCESSORIES



350-41936 Pieces: 1 Universal remote control for smartphone



350-41934 Pieces: 1 IR-remote control for users



350-41935 Pieces: 1 IR remote control for users

Flat presence or absence detector with 3 zone DALI daylight control and extra functionalities, master or stand-alone, 360°, 12 m, flush-mounting

Presence detector, DALI daylight control for flush-mounting in ceilings of 2.4 - 3 m. Stand-alone or as master combinable with a maximum of 10 slaves (350-41659). For use in offices, schools, conference rooms... in large and small spaces. The detector has a maximum of 3 daylight controlled zones, and an extra contact which can be used. It has a very flat design of only 5 mm, so that it can be mounted almost flush with the ceiling. Depending on the chosen application the lighting must always be switched on manually using a push button, and is automatically switched off if there is sufficient daylight or no one is in the room (absence detector). Or the lighting is switched on automatically when movement is registered and there is insufficient daylight. In this case, the lighting is also automatically switched off if there is sufficient daylight or no one is in the room (presence detector). The lighting remains on as long as the detector detects movement and the measured level of daylight is lower than the set value. The switch-off delay, the lux value at which the lighting must switch on and the sensitivity of the detector are easily set with the IR remote control for smartphone (optional).



- DALI addressable
- total number of zones: 4
- number of daylight zones: 2 or 3
- number of secondary zones: 1 or 2
- dimensions (HxW): 95 x Ø95 mm
- visible dimensions(HxWxD): 5 x Ø95 mm
- power supply voltage: 230 V AC \pm 10 %, 50 Hz
- power consumption: < 1 W
- minimum drill diameter: 77 mm
- relay contact: NO. (max 10 A), potential-free
 - incandescent lamps: 2,300 W
 - 230V-halogen lamps: 2,300 W
 - low-voltage halogen lamps: 1,200 VA
- (non-compensated) fluorescent lamps: 1,200 VA
- LED lamps and economy lamps (CFLi): 350 W
- maximum switching capacity: 140 μ F
- maximum switching current: 165 A/20 ms or 800 A/200 μ s
- wire input: max. 2.5 mm²
- detection angle: 360°
- detection range: up to 12 m in diameter
- light sensitivity: 1 – 1,000 lux
- switch-off delay: 5 min - ∞
- protection degree: IP20
- mounting height: 2.4 – 3 m
- ambient temperature: +5 – +40 °C

COMPLETE UNIT

350-41650 Pieces: 1 Complete unit

ACCESSORIES



350-41936 Pieces: 1 Universal remote control for smartphone



350-41934 Pieces: 1 IR-remote control for users



350-41935 Pieces: 1 IR remote control for users



Flat presence or absence detector with 3 zone DALI daylight control and extra functionalities, master or stand-alone, 360°, 12 m, flush-mounting, with EnOcean

The 360° DALI presence detector is suitable for the control of DALI devices in a maximum of 3 daylight zones. Depending on the incoming daylight, the light intensity of each zone will be adjusted separately. The detector can also control, switch on and off or dim one or two secondary zones (depending on the selected settings). The detector is designed for indoor applications and has an integrated light sensor. It is suitable for use in offices, schools and public buildings and can be used in both large and small rooms. The device also has an integrated relay for controlling either lighting or ventilation. The detector is equipped with an integrated EnOcean receiver, enabling wireless control with EnOcean transmitters.

- DALI addressable
- total number of zones: 4
- number of daylight zones: 2 or 3
- number of secondary zones: 1 or 2
- built-in EnOcean receiver
- dimensions (HxW): 95 x Ø95 mm
- visible dimensions(HxW): 5 x Ø95 mm
- power supply voltage: 230 V AC \pm 10 %, 50 Hz
- power consumption: < 1 W
- minimum drill diameter: 77 mm
- relay contact : NO. (max 10 A), potential-free
 - incandescent lamps: 2,300 W
 - 230 V halogen lamps: 2,300 W
- low-voltage halogen lamps: 1,200 VA
- (non-compensated) fluorescent lamps: 1,200 VA
- LED lamps and economy lamps (CFLi): 350 W
- maximum switching capacity: 140 μ F
- maximum switching current: 165 A/20 ms or 800 A/200 μ s
- wire input: max. 2.5 mm²
- detection angle: 360°
- detection range: up to 12 m in diameter
- light sensitivity: 1 – 1,000 lux
- switch-off delay: 5 min - ∞
- protection degree: IP20
- mounting height: 2.4 – 3 m
- ambient temperature: +5 – +40 °C

COMPLETE UNIT

350-41680 Pieces: 1 Detector with 3 zone DALI daylight control and extra functionalities, 12 m, EnOcean

ACCESSORIES



350-41936 Pieces: 1 Universal remote control for smartphone



350-41934 Pieces: 1 IR-remote control for users



350-41935 Pieces: 1 IR remote control for users

Detector 360° with 3 zone DALI daylight control and extra functionalities, 24 m, master or stand-alone, for flush mounting

Presence detector ensuring that a constant level of light is maintained in the room while someone is present. The sensor regulates a maximum of 4 zones, of which 2 to 3 daylight-controlled and 1 or 2 secondary zones. With a push button you can manually dim the light or switch it on/off. The detector also has an extra relay contact. The detector is directly connected to the DALI bus. The detector assigns every luminaire its own address (DALI addressable). This ensures that each luminaire can be allocated to any zone and zones can be updated without altering the cabling. The detector is shipped with a flush-mounting box with spring terminals.



- DALI addressable
- total number of zones: 4
- number of daylight zones: 2 or 3
- number of secondary zones: 1 or 2
- dimensions (HxW): 136.4 x Ø100 mm
- visible dimensions (HxW): 46.4 x Ø100 mm
- power supply voltage: 230 V AC \pm 10%, 50 Hz
- power consumption: 0.45 W
- minimum drill diameter: 88.5 mm
- relay contact: NO (max. 10 A), potential-free
 - incandescent lamps: 2,300 W
 - 230 V halogen lamps: 2,300 W
 - low voltage halogen lamps: 1,200 VA
- (non-compensated) fluorescent lamps: 1,200 VA
- LED lamps 230 V and economy lamps (CFLi): 350 W
- maximum switching capacity: 140 μ F
- maximum switching current: 165 A/20 ms or 800 A/200 μ s
- wire input: max. 2.5 mm²
- detection angle: 360°
- detection range: up to 24 m in diameter
- light sensitivity: 100 – 2,000 lux
- switch-off delay: 5 min - ∞
- protection degree: IP54
- mounting height: 2 - 3.4 m
- ambient temperature: -5 °C - +50 °C
- mounting box with spring terminals included

COMPLETE UNIT

350-41750 Pieces: 1 Complete unit

ACCESSORIES



350-41936 Pieces: 1 Universal remote control for smartphone



350-41934 Pieces: 1 IR-remote control for users



350-41935 Pieces: 1 IR remote control for users



Detector 360° with 3 zone DALI daylight control and extra functionalities, 24 m, master or stand-alone, for flush mounting, with EnOcean

Presence detector ensuring that a constant level of light is created in the room while someone is present. The detector regulates a maximum of 4 zones, of which 2 to 3 daylight-controlled and 1 or 2 secondary zones. With a push button you can manually dim the light or switch it on/off. The detector also has an extra relay contact. The detector is directly connected to the DALI bus. The detector assigns every luminaire its own address (DALI addressable). This ensures that each luminaire can be allocated to any zone and zones can be updated without altering the cabling. The detector is shipped with a flush-mounting box with spring terminals.

- DALI addressable
- total number of zones: 4
- number of daylight zones: 2 or 3
- number of secondary zones: 1 or 2
- built-in EnOcean receiver
- dimensions (HxW): 136.4 x Ø 100 mm
- visible dimensions (HxW): 46.4 x Ø 100 mm
- power supply voltage: 230 V AC \pm 10%, 50 Hz
- power consumption: 0.45 W
- minimum drill diameter: 88.5 mm
- relay contact: NO (max. 10 A), potential-free
 - incandescent lamps: 2,300 W
 - 230V-halogen lamps: 2,300 W
 - low voltage halogen lamps: 1,200 VA
- (non-compensated) fluorescent lamps: 1,200 VA
- LED lamps 230 V and economy lamps (CFLi): 350 W
- maximum switching capacity: 140 μ F
- maximum switching current: 165 A/20 ms or 800 A/200 μ s
- wire input: max. 2.5 mm²
- detection angle: 360°
- detection range: diameter max. 24 m
- light sensitivity: 100 – 2,000 lux
- switch-off delay: 5 min - ∞
- protection degree: IP54
- mounting height: 2 - 3.4 m
- ambient temperature: -5 °C - +50 °C
- mounting box with spring terminals included

COMPLETE UNIT

350-41780 Pieces: 1 Complete unit

ACCESSORIES



350-41936 Pieces: 1 Universal remote control for smartphone



350-41934 Pieces: 1 IR-remote control for users



350-41935 Pieces: 1 IR remote control for users

Detector 360° with 3 zone DALI daylight control and extra functionalities, 24 m, master or stand-alone, for flush mounting

Presence detector ensuring that a constant level of light is created in the room while someone is present. The sensor regulates a maximum of 4 zones, of which 2 to 3 daylight-controlled and 1 or 2 secondary zones. With a push button you can manually dim the light or switch it on/off. The detector also has an extra relay contact. The detector is directly connected to the DALI bus. The detector assigns every luminaire its own address (DALI addressable). This ensures that each luminaire can be allocated to any zone and zones can be updated without altering the cabling.



- DALI addressable
- total number of zones: 4
- number of daylight zones: 2 or 3
- number of secondary zones: 1 or 2
- dimensions (HxW): 64.1 x Ø 117.3 mm
- power supply voltage: 230 V AC \pm 10%, 50 Hz
- power consumption: 0.45 W
- wire input from the side: 3 x Ø 14 mm
- wire input from the top: 2 x Ø 14 mm
- relay contact: NO (max. 10 A), potential-free
 - incandescent lamps: 2,300 W
 - 230V-halogen lamps: 2,300 W
 - low voltage halogen lamps: 1,200 VA
- (non-compensated) fluorescent lamps: 1,200 VA
- LED lamps 230 V and economy lamps (CFLi): 350 W
- maximum switching capacity: 140 μ F
- maximum switching current: 165 A/20 ms or 800 A/200 μ s
- wire input: max. 2.5 mm²
- detection angle: 360°
- detection range: up to 24 m in diameter
- light sensitivity: 100 – 2,000 lux
- switch-off delay: 5 min - ∞
- protection degree: IP54
- mounting height: 2 - 3.4 m
- ambient temperature: -5 °C - +50 °C

COMPLETE UNIT

350-41751 Pieces: 1 Complete unit

ACCESSORIES

350-41936 Pieces: 1 Universal remote control for smartphone



350-41934 Pieces: 1 IR-remote control for users



350-41935 Pieces: 1 IR remote control for users



Detector 360° with 3 zone DALI daylight control and extra functionalities, 24 m, master or stand-alone, for surface mounting, with EnOcean

Presence detector ensuring that a constant level of light is created in the room while someone is present. The sensor regulates a maximum of 4 zones, of which 2 to 3 daylight-controlled and 1 or 2 secondary zones. With a push button you can manually dim the light or switch it on/off. The detector also has an extra relay contact. The detector is directly connected to the DALI bus. The detector assigns every luminaire its own address (DALI addressable). This ensures that each luminaire can be allocated to any zone and zones can be updated without altering the cabling.

- DALI addressable
- total number of zones: 4
- number of daylight zones: 2 or 3
- number of secondary zones: 1 or 2
- built-in EnOcean receiver
- dimensions (HxW): 64.1 x Ø117.3 mm
- power supply voltage: 230 V AC \pm 10%, 50 Hz
- power consumption: 0.45 W
- wire input from the side: 3 x Ø 14 mm
- wire input from the top: 2 x Ø 14 mm
- relay contact: NO (max. 10 A), potential-free
 - incandescent lamps: 2,300 W
 - 230V-halogen lamps: 2,300 W
 - low voltage halogen lamps: 1,200 VA
- (non-compensated) fluorescent lamps: 1,200 VA
- economy lamps (CFLi): 350 W
- LED lamps 230 V: 350 W
- maximum switching capacity: 140 μ F
- maximum switching current: 165 A/20 ms or 800 A/200 μ s
- wire input: max. 2.5 mm²
- detection angle: 360°
- detection range: up to 24 m in diameter
- light sensitivity: 100 – 2,000 lux
- switch-off delay: 5 min - ∞
- protection degree: IP54
- mounting height: 2 - 3.4 m
- ambient temperature: -5 °C - +50 °C

COMPLETE UNIT

350-41781 Pieces: 1 Complete unit

ACCESSORIES



350-41936 Pieces: 1 Universal remote control for smartphone



350-41934 Pieces: 1 IR-remote control for users



350-41935 Pieces: 1 IR remote control for users

Detector 360° with 3 zone DALI daylight control and extra functionalities, 32 m, master or stand-alone, for flush mounting in high ceilings

Presence detector ensuring that a constant level of light is created in the room while someone is present. The sensor regulates a maximum of 4 zones, of which 2 to 3 daylight-controlled and 1 or 2 secondary zones. With a push button you can manually dim the light or switch it on/off. The detector also has an extra relay contact. The detector is directly connected to the DALI bus. The detector assigns every luminaire its own address (DALI addressable). This ensures that each luminaire can be allocated to any zone and zones can be updated without altering the cabling. The detector is shipped with a flush-mounting box with spring terminals.



- DALI addressable
- total number of zones: 4
- number of daylight zones: 2 or 3
- number of secondary zones: 1 or 2
- dimensions (HxW): 136.4 x Ø100 mm
- visible dimensions (HxW): 46.4 x Ø100 mm
- power supply voltage: 230 V AC \pm 10%, 50 Hz
- power consumption: 0.45 W
- minimum drill diameter: 88.5 mm
- relay contact: NO (max. 10 A), potential-free
 - incandescent lamps: 2,300 W
 - 230V-halogen lamps: 2,300 W
 - low voltage halogen lamps: 1,200 VA
- (non-compensated) fluorescent lamps: 1,200 VA
- LED lamps 230 V and economy lamps (CFLi): 350 W
- maximum switching capacity: 140 μ F
- maximum switching current: 165 A/20 ms or 800 A/200 μ s
- detection angle: 360°
- detection range: up to 32 m in diameter
- light sensitivity: 100 – 2,000 lux
- switch-off delay: 5 min - ∞
- protection degree: IP54
- mounting height: 4 - 8 m
- ambient temperature: -5 °C - +50 °C
- mounting box with spring terminals included

COMPLETE UNIT

350-41760 Pieces: 1 Complete unit

ACCESSORIES



350-41936 Pieces: 1 Universal remote control for smartphone



350-41934 Pieces: 1 IR-remote control for users



350-41935 Pieces: 1 IR remote control for users



Detector 360° with 3 zone DALI daylight control and extra functionalities, 32 m, master or stand-alone, for surface mounting in high ceilings

Presence detector ensuring that a constant level of light is created in the room while someone is present. The sensor regulates a maximum of 4 zones, of which 2 to 3 daylight-controlled and 1 or 2 secondary zones. With a push button you can manually dim the light or switch it on/off. The detector also has an extra relay contact. The detector is directly connected to the DALI bus. The detector assigns every luminaire its own address (DALI addressable). This ensures that each luminaire can be allocated to any zone and zones can be updated without altering the cabling.

- DALI addressable
- total number of zones: 4
- number of daylight zones: 2 or 3
- number of secondary zones: 1 or 2
- dimensions (HxW): 64.1 x Ø117.3 mm
- power supply voltage: 230 V AC \pm 10%, 50 Hz
- power consumption: 0.45 W
- wire input from the side: 3 x Ø 14 mm
- wire input from the top: 2 x Ø 14 mm
- relay contact: NO 10 A, 250 V AC, potential-free
 - incandescent lamps: 2,300 W
 - 230V-halogen lamps: 2,300 W
 - low voltage halogen lamps: 1,200 VA
- (non-compensated) fluorescent lamps: 1,200 VA
- LED lamps 230 V and economy lamps (CFLi): 350 W
- maximum switching capacity: 140 μ F
- maximum switching current: 165 A/20 ms or 800 A/200 μ s
- wire input: max. 2.5 mm²
- detection angle: 360°
- detection range: up to 32 m in diameter
- light sensitivity: 100 – 2,000 lux
- switch-off delay: 5 min - ∞
- protection degree: IP54
- mounting height: 4 - 8 m
- ambient temperature: -5 °C - +50 °C

COMPLETE UNIT

350-41761 Pieces: 1 Complete unit

ACCESSORIES



350-41936 Pieces: 1 Universal remote control for smartphone



350-41934 Pieces: 1 IR-remote control for users



350-41935 Pieces: 1 IR remote control for users



Detector with 3 zone DALI daylight control, 24 m, slave, for flush-mounting

This presence detector (DALI daylight control, slave) is suitable for flush mounting in ceilings and can only be used in combination with the master (350-41657, 350-41650 and 350-41680) to increase its detection range. The detector has a very flat design of only 5 mm, so that it can be mounted almost flush with the ceiling. The device follows the settings of the master. The sensitivity of the slave, though, is set accordingly as the master. A maximum of ten slaves can be connected per master.

- DALI addressable
- configuration: slave
- dimensions (HxWxD): 95 x Ø95 mm
- visible dimensions (HxWxD): 5 x Ø95 mm
- power supply voltage: via DALI bus
- power consumption: 0.1 W
- minimum drill diameter: 77 mm
- wire input: max. 2.5 mm²
- detection angle: 360°
- detection range: up to 12 m in diameter
- protection degree: IP20
- mounting height: 2.4 - 3 m
- ambient temperature: +5 - +40 °C

COMPLETE UNIT

350-41659 Pieces: 1 Complete unit

Detector 360° with 3 zone DALI daylight control and extra functionalities, 24 m, slave, for flush mounting

Presence detector ensuring that a constant level of light is created in the room while someone is present. The detector is directly connected to the DALI bus. Use exclusively in combination with a DALI addressable master with extra functionalities (e.g. 350-41750). The detector is shipped with a flush-mounting box with spring terminals.



- DALI addressable
- configuration: slave
- dimensions (HxW): 136.4 x Ø100 mm
- visible dimensions (HxW): 46.4 x Ø100 mm
- power supply voltage: via DALI bus
- power consumption: 5.5 mA
- minimum drill diameter: 88.5 mm
- wire input: max. 2.5 mm²
- detection angle: 360°
- detection range: up to 24 m in diameter
- protection degree: IP54
- mounting height: 2 - 3.4 m
- ambient temperature: -5° C +50° C
- mounting box with spring terminals included

COMPLETE UNIT

350-41752 Pieces: 1 Complete unit

ACCESSORIES

350-41936 Pieces: 1 Universal remote control for smartphone



350-41934 Pieces: 1 IR-remote control for users

Detector 360° with 3 zone DALI daylight control and extra functionalities, 24 m, slave, for surface mounting

Presence detector ensuring that a constant level of light is created in the room while someone is present. The detector is directly connected to the DALI bus. Use exclusively in combination with a DALI addressable master with extra functionalities (e.g. 350-41751).



- DALI addressable
- configuration: slave
- dimensions (HxW): 64.1 x Ø117.3 mm
- power supply: via DALI bus
- power consumption: 5.5 mA
- wire input from the side: 3 x Ø 14 mm
- wire input from the top: 2 x Ø 14 mm
- detection angle: 360°
- detection range: max 24 m diameter
- protection degree: IP54
- mounting height: 2 - 3.4 m
- ambient temperature: -5° C +50° C

COMPLETE UNIT

350-41753 Pieces: 1 Complete unit

ACCESSORIES

350-41936 Pieces: 1 Universal remote control for smartphone



350-41934 Pieces: 1 IR-remote control for users



Detector 360° with 3 zone DALI daylight control and extra functionalities, 24 m, slave, for flush mounting in high ceilings

Presence detector ensuring that a constant level of light is created in the room while someone is present. The detector is directly connected to the DALI bus. Use exclusively in combination with a DALI addressable master with extra functionalities. The detector is shipped with a flush-mounting box with spring terminals.

- DALI addressable
- configuration: slave
- power supply: via DALI bus
- dimensions (HxW): 136.4 x Ø100 mm
- visible dimensions (HxW): 46.4 x Ø100 mm
- power consumption: 5.5 mA
- minimum drill diameter: 88.5 mm
- wire input: max. 2.5 mm²
- detection angle: 360°
- detection range: up to 32 m in diameter
- protection degree: IP54
- mounting height: 4 - 8 m
- ambient temperature: -5° C +50° C
- mounting box with spring terminals included

COMPLETE UNIT

350-41762 Pieces: 1 Complete unit

ACCESSORIES



350-41936 Pieces: 1 Universal remote control for smartphone



350-41934 Pieces: 1 IR-remote control for users



Detector 360° with 3 zone DALI daylight control and extra functionalities, 24 m, slave, for surface mounting in high ceilings

Presence detector ensuring that a constant level of light is created in the room while someone is present. The detector is directly connected to the DALI bus. Use exclusively in combination with a DALI addressable master with extra functionalities.

- DALI addressable
- configuration: slave
- dimensions (HxW): 64.1 x Ø117.3 mm
- power supply: via DALI bus
- power consumption: 5.5 mA
- wire input from the side: 3 x Ø 14 mm
- wire input from the top: 2 x Ø 14 mm
- detection angle: 360°
- detection range: up to 32 m in diameter
- protection degree: IP54
- mounting height: 4 - 8 m
- ambient temperature: -5° C +50° C

COMPLETE UNIT

350-41763 Pieces: 1 Complete unit

ACCESSORIES



350-41936 Pieces: 1 Universal remote control for smartphone



350-41934 Pieces: 1 IR-remote control for users



Compact power supply for DALI bus systems

This compact power supply is used to supply power to the DALI bus and its connected control devices. The power supply can either be integrated in the luminaire itself, or placed on the suspended ceiling. The maximum load is 250 mA.

- power supply voltage: 85 to 265 V, frequency 50/60 Hz
- dimensions (HxWxL): 20 x 30 x 160 mm
- standby consumption: < 1 W
- output: DALI
- output voltage: 16 V ± 5 %
- max. load DALI output: 250 mA/4 W
- ambient temperature: 0 to +50 °C
- protection degree: IP20
- air humidity: 20 - 95% RH, non condensing

COMPLETE UNIT

350-70985 Pieces: 1 Compete unit

DALI link module

With this DALI link module, you can connect several DALI buses together, making it possible to control zones which are separated by folding doors, adjoining zones, or installations with more than the maximum number of 64 DALI units per bus. The module's design makes it easy to integrate into the installation, and it does not require a 230 V supply.



The module can be used with the Niko DALI addressable masters with additional functionalities.

- dimensions (HxWxD): 21 x 30 x 159 mm
- power supply: via the DALI bus
- power consumption of input 1/2: 14/4 mA
- ambient temperature: 5 – +40 °C
- air humidity: 20 - 95% RH, non condensing

COMPLETE UNIT

350-70021 Pieces: 1 DALI link module

DALI push-button interface

Push-button interface for control of DALI buses. Push-button interface transforms the switch impulse of external push buttons (e.g. 4-fold push button) into a DALI command. You can easily mount the compact interface in the flush-mounting box behind a potential-free push button.



You can connect 4 push buttons to this interface. Depending on the programming, you can switch a selected light group on or off

with every push button (with a brief press) or dim it (by holding down), or select a light scene (pressing briefly). Suitable for all DALI addressable Niko detectors (350-41650, 350-41680, 350-41750, 350-41751, 350-41760, 350-41761, 350-41780 and 350-41781).

- power supply voltage: via the DALI bus
- dimensions (HxWxD): 35 x 30 x 12 mm
- power consumption: 6 mA
- ambient temperature: +5 °C - +40 °C

COMPLETE UNIT

350-70020 Pieces: 1 DALI push-button interface for control of DALI buses

DALI rotary dimmer

This DALI potentiometer or DALI slave dimmer is used to control DALI controlled light luminaires. The dimmer can be set to control 15 DALI groups or zones separately or set in broadcast mode, to control all DALI controlled devices simultaneously. This dimmer is not equipped with a built-in power supply for the DALI bus (you can use the external Niko power supply 350-70985). The rotary dimmer can also be used in combination with the Niko DALI addressable detectors to manually dim the light. It is possible to manually change the dimming speed (the so-called fade rate) - without the use of a PC.



NEW

- for use in DALI systems
- power supply voltage: that of the DALI bus (not built-in)
- complies with the EN 60669-2-1
- groups/zones: 15 separately or all at once
- dimming speed: adjustable
- connection terminals: 2 x 2.5 mm²
- ambient temperature: +5 °C +50 °C
- power consumption: 6 mA

BASE



310-02100 Pieces: 6 With screw terminals and claw fixing



310-02101 Pieces: 6 With screw terminals, for screw fixing

FINISHING SET



100-31003	Pieces: 10	101-31003	Pieces: 10	102-31003	Pieces: 10
104-31003	Pieces: 10	121-31003	Pieces: 10	122-31003	Pieces: 10
123-31003	Pieces: 10	124-31003	Pieces: 10	154-31003	Pieces: 10
157-31003	Pieces: 10	161-31003	Pieces: 10	200-31003	Pieces: 10
220-31003	Pieces: 10	221-31003	Pieces: 10		



Power supply for daylight control module, 24 Vdc/1 A

Power supply for the daylight control module (360-45010 and 360-45011). As stand-alone power supply suitable for presence detectors with NPN output (e.g. 350-20111). Provided with three relay contacts that switch the load. Built-in overvoltage protection.

- power supply voltage: 230 V AC \pm 10%, 50 Hz
- dimensions (4 DIN rail modules): 90 x 70 x 55 mm (HxWxD)
- secondary voltage: 24 V DC \pm 10%, max. 1 A
- relay contact 1, 2 and 3: NO (max. 10 A) potential free
 - incandescent lamps: 2,300 W
 - 230 V halogen lamps: 2,300 W
 - all low-voltage halogen lamps: 1,200 VA
- fluorescent lamps (non-compensated): 1,200 VA
- maximum switching capacity: 140 μ F
- maximum switching current: 165 A/20 ms or 800 A/200 μ s
- 3 NPN transistor inputs
- protection degree: IP20
- ambient temperature: -10 - +50 °C

COMPLETE UNIT

360-47000 Pieces: 1 Modular power supply 24 V DC, 1 A



Daylight control module with combination of light, movement and time

Energy-saving thanks to an optimum use of lighting. Modular lighting control to be used in combination with a photo cell and motion detector(s). Automatically switching on depending on the measured daylight level and motion detection. Automatically switching off in case of sufficient daylight or after a switch-off delay. Optional control via an NO push button. Suitable for indoor and outdoor applications.

- power supply voltage: 230 V AC \pm 10%, 50 Hz
- dimensions (2 DIN rail modules) (HxWxD): 90 x 35 x 55 mm
- relay contact: NO (max. 10 A)
 - incandescent lamps: 2,300 W
 - 230 V halogen lamps: 2,300 W
 - all low-voltage halogen lamps: 1,200 VA
 - fluorescent lamps (non-compensated): 1,200 VA
 - maximum switching capacity: 140 μ F
- maximum switching current: 165 A/20 ms or 800 A/200 μ s
- secondary voltage: 24 V DC \pm 10%, max 40 mA, no short circuit protection
- light sensitivity: 3 - 300 lux, 30 - 3 Klux, 300 - 30 Klux
- hysteresis on light sensitivity: + 10%
- switch-off delay: 0 - 60 min
- protection degree: IP20
- ambient temperature: 5 - 50 °C

COMPLETE UNIT

360-35010 Pieces: 1 Lighting control module



Daylight control module, on/off

Energy-saving thanks to an optimum use of lighting. Modular daylight control for zone-based switching of indoor lighting. To be used in combination with a photo cell, motion detector(s) and the power supply (360-47000) for switching loads. Automatically switching on depending on the measured daylight level and motion detection. Automatically switching off in case of sufficient daylight or after a switch-off delay. Optional control via a time switch, an NO push button or a four-fold push button with indication LEDs. Provided with four pre-programmed applications.

- power supply voltage: 24 V DC \pm 10%, SELV
- zones: 1, 2 or 3
- light sensitivity: 3 - 300 lux, 30 - 3 Klux, 300 - 30 Klux or 600 - 60 Klux
- hysteresis on light sensitivity: 10 - 80%
- switch-off delay: 0 - 60 min
- protection degree: IP20
- dimensions (4 DIN rail modules): 90 x 70 x 55 mm (HxWxD)
- ambient temperature: 5 - +50 °C

COMPLETE UNIT

360-45010 Pieces: 1 Daylight control module

Daylight control module, dimmable

Energy-saving thanks to an optimum use of lighting. Modular daylight control for zone-based dimming of indoor lighting. Provided with three 1-10 V outputs for controlling dimmable, electronic control gear (ECG) for fluorescent and compact fluorescent lighting. To be used in combination with a photo cell, motion detector(s) and the power supply (360-47000) for switching loads. Automatic lighting control depending on the measured daylight level and motion detection. Automatic switch-off in case of sufficient daylight or after a switch-off delay. Optional control via a time switch, an NO push button or a four-fold push button with indication LEDs. Provided with five pre-programmed applications.



- power supply voltage: 24 V DC \pm 10%, SELV
- zones: 1, 2 or 3
- dimensions (4 DIN rail modules): 90 x 70 x 55 mm (HxWxD)
- output 1, 2 and 3: 1 - 10 V – maximum dimming capacity: 50 mA
- light sensitivity: 3 - 300 lux, 30 - 3 Klux, 300 - 30 Klux or 600 - 60 Klux
- switch-off delay: 0 - 60 min
- protection degree: IP20
- ambient temperature: 5 - +50 °C

COMPLETE UNIT

360-45011 Pieces: 1 Daylight control module

Daylight control module, dimmable, luxstat control DALI

Energy-saving thanks to an optimum use of lighting. Modular daylight control for zone-based dimming of indoor lighting. DALI output for three daylight zones. To be used in combination with a photo cell, motion detector(s) and the power supply (360-47000) for switching loads. Automatic lighting control depending on the measured daylight level and motion detection. Automatically switching off in case of sufficient daylight or after a switch-off delay. Optional control via a time switch, an NO push button or a four-fold push button with indication LEDs. Provided with five pre-programmed applications.



- power supply voltage: 24 V DC \pm 10%, SELV
- output 1, 2 and 3: DALI
- zones: 1, 2 or 3
- light sensitivity: 3 - 300 lux, 30 - 3 Klux, 300 - 30 Klux or 600 - 60 Klux
- protection degree: IP20
- dimensions (4 DIN rail modules): 90 x 70 x 55 mm (HxWxD)
- ambient temperature: 5 - +50 °C

COMPLETE UNIT

360-45012 Pieces: 1 Daylight control module

Daylight control module with twilight switch

Daylight control module with twilight switch is durable and functional. It is a complete set containing the daylight control module and twilight switch. The daylight control module is suitable for car parks, outdoor areas, footpaths... The lighting is switched on automatically once the light level is below the preset level (factory setting: 35 lux). In the morning the lighting switches off automatically once the set lux level is exceeded by 10 %. The lux level is easy to set using the potentiometer on the daylight control module. There is a double cable connecting the daylight control module and the twilight switch.



- power supply voltage: 230 V AC \pm 10%, 50 Hz
- relay contact: NO, μ 16 A
 - maximum load incandescent lamps: 3,000 W
 - maximum load 230 V halogen lamps: 3,000 W
 - maximum load for non-compensated fluorescent lamps: 1,200 VA
 - maximum load for economy lamps (CFLi): 58 x 18 W
- maximum switching capacity: 140 μ F
- maximum switching current: 165 A/20 ms or 800 A/200 μ s
- light sensitivity: 3 - 300 lux
- switch-off delay: \pm 1 min
- protection degree: IP20
- ambient temperature: -5 °C - +50 °C

COMPLETE UNIT

360-36194 Pieces: 1 Complete unit

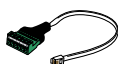
Cord for connection to daylight control module

Bus cable adapter suitable for the connection between the daylight control module (360-45010 and 360-45011) and a bus system.



COMPLETE UNIT

390-40010 Pieces: 10 Complete unit





RJ12 cord for connection to daylight control module

RJ12 cord suitable for the connection of the daylight control module (360-45010 and 360-45011) to the power supply (360-47000).

COMPLETE UNIT



390-40011

Pieces: 10

Complete unit



Motion detector 360°, 24 V, with potential-free contact, for surface mounting

The motion detector has a limited diameter (80 mm) and thickness (3 cm) and an adjustable sensitivity (4 levels). For use in small offices, storage areas, corridors, conference rooms, ... The detector is suitable for the control of HVAC, ventilation, building management systems, Niko Home Control .. To be used in combination with the digital potential-free sensor module (550-00210). It is possible to set both the switch-off delay of the potential-free relay and the sensitivity of the detector on the device using the DIP switches.

- power supply voltage: 24 V AC/V DC \pm 10 %
- relay contact: reed relay, NO. (max 48 V / 0.2 A), potential-free
- minimum power consumption: 4 mA (when idle at 24 V DC)
- maximum power consumption: 20 mA (at 24 V AC)
- detection angle: 360°
- detection range: 12 m maximum diameter
- switch-off delay: 30 sec – 60 min
- protection degree: IP20
- mounting height: 2.5 - 4 m
- ambient temperature: -5 °C - +50 °C
- mounting: surface mounting

COMPLETE UNIT

350-41549 Pieces: 1 Complete unit



Motion detector, 90°, 24 V DC, 0.5 - 15 m, light sensor

Motion detector with built-in light sensor. Suitable for motion detection at an angle of 90° and over a distance of 0.5 to 15 m. To be used in combination with a daylight control module (360-35010) for lighting control. The use of the IP54 protection cap (390-20010) is obligatory for outdoor use. This protection cap needs to be ordered separately.

- power supply voltage: 24 V DC \pm 10 %
- dimensions (HxWxD): 67 x 52 x 34 mm
- power consumption: < 5 mA
- output: on/off (NPN transistor)
- wire input: 2 x 2 x 0.6 mm
- detection angle: 90°
- detection range: up to 15 m at a height of 2.5 m
- protection degree: IP20
- mounting height: max. 3 m
- ambient temperature: -20 - +50 °C
- mounting: surface-mounting
- mounting bracket included

COMPLETE UNIT

350-30010 Pieces: 1 Complete unit

ACCESSORIES



390-20010 Pieces: 10 IP54 protection cap



390-20000 Pieces: 1 Vandalproof protection cap, wall mounting



Motion detector 90°, 24 V DC, 9 m, for narrow detection areas

Motion detector suitable for motion detection in warehouses. To be used in combination with a daylight control module (360-35010, 360-45010, 360-45011 or 360-45012) for lighting control. At a maximum mounting height of 8 m, the detection area covers a surface of 16 x 1 m (LxW). For outdoor applications, use the IP54 protection cap (390-20010). This protection cap needs to be ordered separately.

- power supply voltage: 24 V DC \pm 10%
- dimensions (HxWxD): 67 x 52 x 34 mm
- power consumption: < 5 mA
- output: on/off (NPN transistor)
- detection angle: 90°
- detection range: 16 x 1 m (LxW)
- protection degree: IP20
- mounting height: max. 8 m
- ambient temperature: -20 - 50 °C
- mounting: surface-mounting

COMPLETE UNIT

350-20011 Pieces: 1 Complete unit

ACCESSORIES



390-20010 Pieces: 10 IP54 protection cap



390-20000 Pieces: 1 Vandalproof protection cap, wall mounting

Motion detector 90°, 24 V AC/DC, 0.5 - 15 m, with potential-free contact

90° motion detector, 24 V, with a potential-free contact for mounting on walls and ceilings. The detector is durable, functional and compact. The motion detector has a built-in walking test and adjustable sensitivity (5 levels) and can be combined with Niko Home Control. To be used in combination with the digital potential-free sensor module (550-00210). For use in small offices, storage areas, corridors, conference rooms ... The motion detector is suitable for the control of HVAC, ventilation, building management systems, Niko Home Control ... The switch-off delay of the potential-free relay and the sensitivity of the detector can be set on the device. Also suitable for outdoor applications. In this case a protective cover (to be ordered separately) is used to make the motion detector splashproof (protection degree IP54).



- power supply voltage: 24 V AC/DC \pm 10 %
- dimensions (HxWxD): 67 x 52 x 34 mm
- relay contact: reed relay, NO. (max. 48 V / 0.2 A), potential-free
- minimum power consumption: 4 mA (when idle)
- maximum power consumption: 18 mA
- detection angle: 90°
- protection degree: IP20
- mounting height: 2 - 3 m
- detection range: up to 15 m
- switch-off delay: 2 sec, 30 sec or 30 min
- ambient temperature: -20 °C - +50 °C
- mounting: surface-mounting

COMPLETE UNIT

350-41279 Pieces: 1 Complete unit

ACCESSORIES

390-20010 Pieces: 10 IP54 protection cap



390-20000 Pieces: 1 Vandalproof protection cap, wall mounting

Photo cell, IP54, adjustable light sensitivity

Photo cell for outdoor applications (IP54). To be used in combination with a daylight control module (360-35010). The photo cell has a variable light sensitivity between 3 and 300 lux, 30 and 3 Klux, 300 and 30 Klux or 600 and 60 Klux.



- power supply voltage: 24 V DC \pm 10%
- light sensitivity: 3 - 300 lux, 30 - 3 Klux, 300 - 30 Klux or 600 - 60 Klux
- output 0 - 10 V
- protection degree: IP54
- ambient temperature: -40 - 50 °C
- mounting: surface-mounting

COMPLETE UNIT

350-10012 Pieces: 10 Complete unit

Twilight switch, 24 V, one channel (4 A)

Twilight switch for outdoor wall mounting (IP54), suitable for switching outdoor lighting. Light sensitivity adjustable from 2 to 200 lux. Large sensor surface for accurate light measuring. In conformity with the European directive for EMC and safety EN60669-2-1.



- dimensions: 103 x 73 x 47 mm (HxWxD)
- power supply voltage: 24 V AC/V DC \pm 10%
- relay contact: NO (max. 4 A)
- incandescent lamps: 40 W
- hysteresis on light sensitivity: + 50%
- switch-off delay: \pm 1 min.
- light sensitivity: 2 - 200 lux
- protection degree: IP54
- ambient temperature: -50 - +50 °C

COMPLETE UNIT

350-10032 Pieces: 5 Complete unit



Detector 360° with 3 zone daylight control, KNX, 24 m, master, for flush-mounting

Presence detector 360° with daylight control, KNX, for flush mounting in ceilings. This presence detector can be easily mounted with sufficient cabling space and easily accessible terminals. With the (optional) IR remote control you can modify the local settings of the lux level, the lighting scenes, the switch-off delay, the orientation lighting, the sensitivity, the choice between automatic or manual calibration, the programming of the lighting scenes, the switch-off delay, the orientation lighting, the sensitivity ... When a push button is used, you can manually switch on and off all lights (or only 1 zone), dim, activate lighting scenes, ...

- master/slave combination possible
- dimensions (HxW): 100 x 73.4 mm
- power supply voltage: 30 V DC (KNX bus)
- power consumption: 10 mA
- minimum drill diameter: 88.5 mm
- detection angle: 360°
- detection range: up to 24 m in diameter at a height of 3 m
- light sensitivity: 10 – 20,000 lux
- hysteresis on light sensitivity: 0 - 100 %
- switch-off delay: 1 s – 255 h
- protection degree: IP54
- mounting height: 2 – 3.4 m
- ambient temperature: -5 °C - +50 °C
- 3 programming methods: basic, optimisation or advanced
- up to 3 daylight-controlled channels
- 1 channel for on/off

COMPLETE UNIT

350-41730 Pieces: 1 Complete unit

ACCESSORIES



350-41930 Pieces: 1 IR remote control for the installer



Detector 360° with 3 zone daylight control, KNX, 24 m, master, for surface-mounting

Presence detector with daylight control, 360°, KNX, for surface mounting on ceilings. It can be easily mounted with sufficient cabling space and easily accessible terminals. Adjustable as Stand-alone, master or slave. To increase the detection range, a detector set as a master can be combined with one or more detectors set as slaves. The presence detector has a large detection range of 24 m from a height of 3 m. You can quickly and easily set the parameters and functions of the detector using the ETS software. You can choose from different configuration methods with a decreasing degree of pre-programming: Basic, Optimisation or Advanced. For use in offices, conference rooms, corridors, hospitals ... The detector has 4 individual zones, of which 1 to 3 daylight controlled and 1 extra zone for separate on/off control. Suitable for KNX bus system and can be combined with other KNX components. With the (optional) IR remote control you can modify the local settings of the lux level, the lighting scenes, the switch-off delay, the orientation lighting, the sensitivity, the choice between automatic or manual calibration, the programming of the lighting scenes, the switch-off delay, the orientation lighting, the sensitivity ... When a push button is used, you can manually switch on and off all lights (or only 1 zone), dim, activate lighting scenes, ...

- configuration: master/slave
- dimensions (HxW): 64.1 x Ø 117.3 mm
- power supply voltage: 30 V DC (KNX bus)
- power consumption: 10 mA
- total number of zones: 4
- number of daylight zones: 1 – 3
- extra zone for on/off: 1
- detection angle: 360°
- detection range: up to 24 m in diameter at a height of 3 m
- light sensitivity: 10 – 20,000 lux
- hysteresis on light sensitivity: 0 - 100 %
- switch-off delay: 1 s – 255 u
- protection degree: IP54
- mounting height: 2 – 3.4 m
- ambient temperature: -5 °C - +50 °C

COMPLETE UNIT

350-41731 Pieces: 1 Complete unit

ACCESSORIES



350-41930 Pieces: 1 IR remote control for the installer

Detector 360° with 3 zone daylight control, KNX, 24 m, master, for flush-mounting in high ceilings

Motion detector with daylight control, 360°, KNX, for flush-mounting in high ceilings. It can be easily mounted with sufficient cabling space and easily accessible terminals. To increase the detection range, a detector set as a master can be combined with one or more detectors set as slaves. Has a large detection range of 16 to 32 m. You can quickly and easily set the parameters and functions using the ETS software. You can choose from different configuration methods with a decreasing degree of pre-programming: Basic, Optimisation or Advanced. For use in conference rooms, corridors, lobbies etc. with a floor-to-ceiling height over 4 m. The detector has 4 individual zones, of which 1 to 3 daylight controlled and 1 extra zone for separate on/off control. Suitable for KNX bus system and can be combined with other KNX components. With the (optional) IR remote control you can modify the local settings of the lux level, the lighting scenes, the switch-off delay, the orientation lighting, the sensitivity, the choice between automatic or manual calibration, the programming of the lighting scenes, the switch-off delay, the orientation lighting, the sensitivity ... When a push button is used, you can manually switch on and off all lights (or only 1 zone), dim, activate lighting scenes, ...



- total number of zones: 4
- number of daylight zones: 1 – 3
- extra zone for on/off: 1
- configuration: master/slave
- dimensions (HxW): 73.4 x Ø 100 mm
- visible dimensions (HxW): 46.4 x Ø 100 mm
- power supply voltage: 30 V DC (KNX bus)
- power consumption: 10 mA
- detection angle: 360°
- detection range: up to 32 m in diameter from a height of 8 m
- light sensitivity: 10 – 20,000 lux
- hysteresis on light sensitivity: 0 - 100 %
- switch-off delay: 1 s – 255 h
- mounting height: 4 – 8 m
- ambient temperature: -5 °C - +50 °C
- mounting: flush-mounting

COMPLETE UNIT

350-41734 Pieces: 1 Complete unit

ACCESSORIES

350-41930 Pieces: 1 IR remote control for the installer

Detector 360° with 3 zone daylight control, KNX, 32 m, master, for surface-mounting on high ceilings

Motion detector with daylight control, 360°, KNX, for surface-mounting on high ceilings. It can be easily mounted with sufficient cabling space and easily accessible terminals. Adjustable as Stand-alone, master or slave. To increase the detection range, a detector set as a master can be combined with one or more detectors set as slaves. Has a large detection range of 16 to 32 m. You can quickly and easily set the parameters and functions using the ETS software. You can choose from different configuration methods with a decreasing degree of pre-programming: Basic, Optimisation or Advanced. 41-735 is suitable for conference rooms, hallways, lobbies ... with a floor-to-ceiling height over 4 m. The detector has 4 individual zones, of which 1 to 3 daylight controlled and 1 extra zone for separate on/off control. Suitable for KNX bus system and can be combined with other KNX components. With the (optional) IR remote control you can modify the local settings of the lux level, the lighting scenes, the switch-off delay, the orientation lighting, the sensitivity, the choice between automatic or manual calibration, the programming of the lighting scenes, the switch-off delay, the orientation lighting, the sensitivity ... When a push button is used, you can manually switch on and off all lights (or only 1 zone), dim, activate lighting scenes, ...




- total number of zones: 4
- number of daylight zones: 1 – 3
- extra zone for on/off: 1
- configuration: master/slave
- dimensions (HxW): 64.1 x Ø 117.3 mm
- power supply voltage: 30 V DC (KNX bus)
- power consumption: 10 mA
- detection angle: 360°
- detection range: up to 32 m in diameter at a height of 8 m
- light sensitivity: 10 – 20,000 lux
- hysteresis on light sensitivity: 0 - 100 %
- switch-off delay: 1 s – 255 h
- protection degree: IP54
- mounting height: 4 – 8 m
- ambient temperature: -5 °C - +50 °C

COMPLETE UNIT

350-41735 Pieces: 1 Complete unit

ACCESSORIES

350-41930 Pieces: 1 IR remote control for the installer



Motion detector 180° with switching contact (10 A, 230 V), 8 m














This motion detector is used for LED, economy lamps, 230 V halogen lamps, low voltage halogen lamps and fluorescent lamps. For indoor use only.

Replaces 1XX-78400 (sensor) and 420-0010X (actuator).

- switch-off delay: $\pm 1 - 30$ min
- light sensitivity: $\pm 10 - 1000$ lux
- mounting height: $0.8 - 1.2$ m
- relay contact : NO. (max 10 A), potential-free
 - incandescent lamps: 2,300 W
 - 230 V halogen lamps: 2,300 W
 - low-voltage halogen lamps: 500 VA
 - (non-compensated) fluorescent lamps: 1,200 VA
- LED lamps 230 V and economy lamps (CFLi): 350 W
- detection angle: horizontal 180°, vertical 60°
- detection range: 8 - 9 m
- connection terminals: $2 \times 1.5 \text{ mm}^2$ or $1 \times 2.5 \text{ mm}^2$
- connection possibility for an external push button or switch
- may be used as master or as slave in case of several detection points per lighting circuit











COMPLETE UNIT FOR CLAW FIXING




	100-78010	Pieces: 6		101-78010	Pieces: 6		102-78010	Pieces: 6
	104-78010	Pieces: 6		121-78010	Pieces: 6		122-78010	Pieces: 6
	123-78010	Pieces: 6		124-78010	Pieces: 6		154-78010	Pieces: 6
	157-78010	Pieces: 6		161-78010	Pieces: 6		200-78010	Pieces: 6
	220-78010	Pieces: 6		221-78010	Pieces: 6			

COMPLETE UNIT FOR SCREW FIXING



	100-78011	Pieces: 6		121-78011	Pieces: 6		122-78011	Pieces: 6
	123-78011	Pieces: 6		124-78011	Pieces: 6		154-78011	Pieces: 6
	157-78011	Pieces: 6		161-78011	Pieces: 6		200-78011	Pieces: 6
	221-78011	Pieces: 6						



Motion detector 180° with potential-free contact (4 A, 230 V), 8 m














Due to its potential-free contact, this motion detector can be used in several systems. For indoor use only.

Replaces 1XX-78400 (sensor) and 420-0020X (actuator).

- switch-off delay: $\pm 5 \text{ s} - 30$ min
- light sensitivity: $\pm 2 - 1,000$ lux
- mounting height: $0.8 - 1.2$ m
- relay contact : NO. (max 4 A) potential-free
 - incandescent lamps: 920 W
 - 230 V halogen lamps: 920 W
- (non-compensated) fluorescent lamps: 575 VA
- motors: 920 VA
- detection angle: horizontal 180°, vertical 60°
- detection range: 8 m (horizontal)
- connection possibility for an external push button

COMPLETE UNIT FOR CLAW FIXING



	100-78020	Pieces: 6		101-78020	Pieces: 6		102-78020	Pieces: 6
	104-78020	Pieces: 6		121-78020	Pieces: 6		122-78020	Pieces: 6
	123-78020	Pieces: 6		124-78020	Pieces: 6		154-78020	Pieces: 6
	157-78020	Pieces: 6		161-78020	Pieces: 6		200-78020	Pieces: 6
	220-78020	Pieces: 6		221-78020	Pieces: 6			

COMPLETE UNIT FOR SCREW FIXING



	100-78021	Pieces: 6		101-78021	Pieces: 6		102-78021	Pieces: 6
	104-78021	Pieces: 6		121-78021	Pieces: 6		122-78021	Pieces: 6
	123-78021	Pieces: 6		124-78021	Pieces: 6		154-78021	Pieces: 6
	157-78021	Pieces: 6		161-78021	Pieces: 6		200-78021	Pieces: 6
	220-78021	Pieces: 6		221-78021	Pieces: 6			

Motion detector 180°, two-wire (40 - 400 W, 230 V), 8 m















This motion detector is used for switching incandescent lamps and 230 V halogen lamps only. For indoor use only.



Replaces 1XX-78400 (sensor) and 420-0040X (actuator).

- switch-off delay: ± 5 s - 30 min
- light sensitivity: ± 2 - 1000 lux
- mounting height: 0.8 - 1.2 m
- contact : 1.7 A triac
 - incandescent lamps: 400 W
 - 230V-halogen lamps: 400 W
- detection angle: horizontal 180°, vertical 60°
- detection range: 8 m (horizontal)
- connection possibility for an external push button or switch

COMPLETE UNIT FOR CLAW FIXING

	100-78040	Pieces: 6		101-78040	Pieces: 6		102-78040	Pieces: 6
	104-78040	Pieces: 6		121-78040	Pieces: 6		122-78040	Pieces: 6
	123-78040	Pieces: 6		124-78040	Pieces: 6		154-78040	Pieces: 6
	157-78040	Pieces: 6		161-78040	Pieces: 6		200-78040	Pieces: 6
	220-78040	Pieces: 6		221-78040	Pieces: 6			


COMPLETE UNIT FOR SCREW FIXING

	100-78041	Pieces: 6		101-78041	Pieces: 6		102-78041	Pieces: 6
	104-78041	Pieces: 6		121-78041	Pieces: 6		122-78041	Pieces: 6
	123-78041	Pieces: 6		124-78041	Pieces: 6		154-78041	Pieces: 6
	157-78041	Pieces: 6		161-78041	Pieces: 6		200-78041	Pieces: 6
	220-78041	Pieces: 6		221-78041	Pieces: 6			





Lighting and control



Universal rotary dimmer 5 - 325 W, 3 wire

Dimmer for incandescent lamps, 230 V halogen lamps, all low-voltage halogen lamps, dimmable economy lamps and dimmable LED lamps.

- to be used with or without light value memory
- for use with more than one control point, in combination with (a maximum of five) rotary button extensions (310-02000)
- incandescent lamps: 5 - 325 W
- 230 V halogen lamps: 5 - 325 W
- dimmable economy lamps: 5 - 200 W (max. 10)
- dimmable LED lamps: 5 - 200 W (max. 10)
- ferromagnetic transformer: 20 - 325 W
- toroidal core transformer: 20 - 325 W
- electronic transformer: 20 - 325 W
- minimum load: 5 W
- maximum load: 325 W
- overload protection with automatic reset function
- electronic short-circuit protection
- powerline communication interference suppression
- connection terminals: 2 x 2.5 mm²
- ambient temperature: 35 °C

BASE



310-01900 Pieces: 6 With screw terminals and claws




310-01901 Pieces: 6 With screw terminals, for screw fixing

FINISHING SET



	100-31003	Pieces: 10		101-31003	Pieces: 10		102-31003	Pieces: 10
	104-31003	Pieces: 10		121-31003	Pieces: 10		122-31003	Pieces: 10
	123-31003	Pieces: 10		124-31003	Pieces: 10		154-31003	Pieces: 10
	157-31003	Pieces: 10		161-31003	Pieces: 10		200-31003	Pieces: 10
	220-31003	Pieces: 10		221-31003	Pieces: 10			



Rotary button extension, 3 wire

Rotary button extension for the universal rotary dimmer with PLC interference suppression 5 - 325 W.

- up to five extensions per universal rotary dimmer plus 5 - 325 W (310-01900)
- power supply voltage: 230 Vac \pm 10%, 50 Hz
- connection terminals: 2 x 2.5 mm²

BASE



310-02000 Pieces: 6 With screw terminals and claws



310-02001 Pieces: 6 With screw terminals, for screw fixing

FINISHING SET



	100-31003	Pieces: 10		101-31003	Pieces: 10		102-31003	Pieces: 10
	104-31003	Pieces: 10		121-31003	Pieces: 10		122-31003	Pieces: 10
	123-31003	Pieces: 10		124-31003	Pieces: 10		154-31003	Pieces: 10
	157-31003	Pieces: 10		161-31003	Pieces: 10		200-31003	Pieces: 10
	220-31003	Pieces: 10		221-31003	Pieces: 10			

Rotary dimmer 500 VA, 2 wire

Dimmer for incandescent lamps, 230 V halogen lamps and low-voltage halogen lamps with ferromagnetic transformer or toroidal core transformer.

- to be used for single-pole, two-way or intermediate switching
- built-in two-way switch
- power supply voltage: 230 Vac \pm 10%, 40 - 60 Hz
- incandescent lamps: 500 W
- 230 V halogen lamps: 400 W
- ferromagnetic transformer: 500 VA
- toroidal core transformer: 200 VA
- minimum load: 50 VA
- overload protection with automatic reset function
- short-circuit protection via fuse
- built-in spare fuse
- connection terminals: 2 x 1.5 mm² or 1 x 2.5 mm²
- ambient temperature: 20 °C

**BASE**

310-01600 Pieces: 6 With screw terminals and claws



310-01601 Pieces: 6 With screw terminals, for screw fixing

FINISHING SET

	100-31000	Pieces: 10		101-31000	Pieces: 10		102-31000	Pieces: 10
	104-31000	Pieces: 10		121-31000	Pieces: 10		122-31000	Pieces: 10
	123-31000	Pieces: 10		124-31000	Pieces: 10		154-31000	Pieces: 10
	157-31000	Pieces: 10		161-31000	Pieces: 10		200-31000	Pieces: 10
	220-31000	Pieces: 10		221-31000	Pieces: 10			


ACCESSORIES

310-00001 Pieces: 10 Fuse holder for rotary dimmers

Rotary dimmer 320 VA, 2 wire

Dimmer for incandescent lamps, 230 V halogen lamps and low-voltage halogen lamps with electronic transformer.

- to be used for single-pole, two-way or intermediate switching
- built-in two-way switch
- power supply voltage: 230 Vac \pm 10%, 50 Hz \pm 1 Hz
- incandescent lamps: 250 W
- 230 V halogen lamps: 250 W
- electronic transformer: 320 VA
- minimum load: 20 W/35 VA
- hum-free
- powerline communication interference suppression
- overload protection with automatic reset function
- electronic short-circuit protection
- connection terminals: 2 x 1.5 mm² or 1 x 2.5 mm²
- ambient temperature: 20 °C

**BASE**


310-01700 Pieces: 6 With screw terminals and claws



310-01701 Pieces: 6 With screw terminals, for screw fixing

FINISHING SET

	100-31000	Pieces: 10		101-31000	Pieces: 10		102-31000	Pieces: 10
	104-31000	Pieces: 10		121-31000	Pieces: 10		122-31000	Pieces: 10
	123-31000	Pieces: 10		124-31000	Pieces: 10		154-31000	Pieces: 10
	157-31000	Pieces: 10		161-31000	Pieces: 10		200-31000	Pieces: 10
	220-31000	Pieces: 10		221-31000	Pieces: 10			



Rotary dimmer 420 W, 2 wire

Dimmer for incandescent lamps and 230 V halogen lamps.

- to be used for single-pole, two-way or intermediate switching
- built-in two-way switch
- power supply voltage: 230 Vac \pm 10%, 40 - 60 Hz
- incandescent lamps: 420 W
- 230 V halogen lamps: 300 W
- minimum load: 60 W
- overload protection with automatic reset function
- short-circuit protection via fuse
- built-in spare fuse
- connection terminals: 2 x 1.5 mm² or 1 x 2.5 mm²
- ambient temperature: 20 °C



BASE



310-01400 Pieces: 6 With screw terminals and claws



310-01401 Pieces: 6 With screw terminals, for screw fixing

FINISHING SET




	100-31000	Pieces: 10		101-31000	Pieces: 10		102-31000	Pieces: 10
	104-31000	Pieces: 10		121-31000	Pieces: 10		122-31000	Pieces: 10
	123-31000	Pieces: 10		124-31000	Pieces: 10		154-31000	Pieces: 10
	157-31000	Pieces: 10		161-31000	Pieces: 10		200-31000	Pieces: 10
	220-31000	Pieces: 10		221-31000	Pieces: 10			

ACCESSORIES



310-00001 Pieces: 10 Fuse holder for rotary dimmers



Rotary dimmer 300 W, 2 wire

Dimmer for incandescent lamps and 230 V halogen lamps.

- to be used for single-pole, two-way or intermediate switching
- built-in two-way switch
- power supply voltage: 230 Vac \pm 10%, 40 - 60 Hz
- incandescent lamps: 300 W
- 230 V halogen lamps: 250 W
- minimum load: 60 W
- overload protection with automatic reset function
- short-circuit protection via fuse
- built-in spare fuse
- connection terminals: 2 x 1.5 mm² or 1 x 2.5 mm²
- ambient temperature: 20 °C

BASE



310-01300 Pieces: 6 With screw terminals and claws



310-01301 Pieces: 6 With screw terminals, for screw fixing

FINISHING SET



	100-31000	Pieces: 10		101-31000	Pieces: 10		102-31000	Pieces: 10
	104-31000	Pieces: 10		121-31000	Pieces: 10		122-31000	Pieces: 10
	123-31000	Pieces: 10		124-31000	Pieces: 10		154-31000	Pieces: 10
	157-31000	Pieces: 10		161-31000	Pieces: 10		200-31000	Pieces: 10
	220-31000	Pieces: 10		221-31000	Pieces: 10			

ACCESSORIES



310-00001 Pieces: 10 Fuse holder for rotary dimmers

Rotary dimmer for systems with 1-10 V current control

Dimmer for switching and controlling dimmable electronic control gear (ECG) for fluorescent lighting, compact fluorescent lighting and dimmable LED lighting.

- to be used for single-pole switching
- built-in single-pole switch (max. 2 A)
- power supply voltage: 230 Vac \pm 10%, 50 Hz \pm 1 Hz
- maximum control: 45 mA
- minimum control: 0.1 mA
- compatible with all electronic control gear in compliance with EN60929
- adjustment range depends on the electronic control gear connected and the manufacturer
- connection terminals: 2 x 1.5 mm² or 1 x 2.5 mm²
- ambient temperature: 20 °C



BASE



310-01100 Pieces: 6 With screw terminals and claws



310-01101 Pieces: 6 With screw terminals, for screw fixing

FINISHING SET



	100-31000	Pieces: 10		101-31000	Pieces: 10		102-31000	Pieces: 10
	104-31000	Pieces: 10		121-31000	Pieces: 10		122-31000	Pieces: 10
	123-31000	Pieces: 10		124-31000	Pieces: 10		154-31000	Pieces: 10
	157-31000	Pieces: 10		161-31000	Pieces: 10		200-31000	Pieces: 10
	220-31000	Pieces: 10		221-31000	Pieces: 10			

DALI potentiometer

This DALI potentiometer or DALI slave dimmer is used to control DALI controlled light luminaires. The dimmer can be set to control 15 DALI groups or zones separately or set in broadcast mode, to control all DALI controlled devices simultaneously. This dimmer is not equipped with a built-in power supply for the DALI bus (you can use the external Niko power supply 350-70985). The rotary dimmer can also be used in combination with the Niko DALI addressable detectors to manually dim the light. It is possible to manually change the dimming speed (the so-called fade rate) - without the use of a PC.

- for use in DALI systems
- power supply voltage: that of the DALI bus (not built-in)
- complies with the EN 60669-2-1
- groups/zones: 15 separately or all at once
- dimming speed: adjustable
- connection terminals: 2 x 2.5 mm²
- ambient temperature: +5 °C +50 °C
- power consumption: 6 mA



NEW

BASE



310-02100 Pieces: 6 With screw terminals and claw fixing



310-02101 Pieces: 6 With screw terminals, for screw fixing

FINISHING SET



	100-31003	Pieces: 10		101-31003	Pieces: 10		102-31003	Pieces: 10
	104-31003	Pieces: 10		121-31003	Pieces: 10		122-31003	Pieces: 10
	123-31003	Pieces: 10		124-31003	Pieces: 10		154-31003	Pieces: 10
	157-31003	Pieces: 10		161-31003	Pieces: 10		200-31003	Pieces: 10
	220-31003	Pieces: 10		221-31003	Pieces: 10			



NEW

Universal push button dimmer 3 - 300 W, 2 wire

Dimmer for incandescent lamps, 230 V halogen lamps, all low-voltage halogen lamps and dimmable LED lamps. Connected with 2-wire system.

- for use with or without light value memory
- for use with several control points, use N.O. push buttons, also when replacing single-pole, two-way or intermediate switches
- incandescent lamps: 3 - 300 W
- 230 V halogen lamps: 3 - 300 W
- dimmable LED lamps: 3 - 200 W (max. 10)
- ferromagnetic transformer: 20 - 300 W
- toroidal core transformer: 20 - 300 W
- electronic transformer: 20 - 300 W
- minimum load: 3 W
- maximum load: 300 W
- overload protection with automatic reset function
- electronic short-circuit protection
- powerline communication interference suppression
- power consumption standby: 0.15 W
- connection terminals: 2 x 2.5 mm²
- ambient temperature: 35 °C

BASE



NEW

310-02900

Pieces: 6

With screw terminals and claw fixing



NEW

310-02901

Pieces: 6

With screw terminals, for screw fixing

FINISHING SET



	100-31002	Pieces: 10
	104-31002	Pieces: 10
	123-31002	Pieces: 10
	157-31002	Pieces: 10
	220-31002	Pieces: 10

	101-31002	Pieces: 10
	121-31002	Pieces: 10
	124-31002	Pieces: 10
	161-31002	Pieces: 10
	221-31002	Pieces: 10

	102-31002	Pieces: 10
	122-31002	Pieces: 10
	154-31002	Pieces: 10
	200-31002	Pieces: 10



Push-button dimmer 2 - 100 W, 3 wire

Dimmer for dimmable Philips LED fittings (Ledino), incandescent lamps, dimmable economy lamps, 230 V halogen lamps and electronic transformers.

- to be used with or without light value memory
- up to 30 control points with NO push buttons, also when replacing single-pole, two-way or intermediate switching
- dimmable Philips LED fittings (Ledino): 100 W
- incandescent lamps: 100 W
- dimmable economy lamps: 100 W
- 230 V halogen lamps: 100 W
- electronic transformer: 100 W
- minimum load: 2 W
- maximum load: 100 W
- overload protection with automatic reset function
- electronic short-circuit protection
- connection terminals: 2 x 1.5 mm² or 1 x 2.5 mm²
- ambient temperature: 35 °C



BASE

**310-02800**

Pieces: 6

With screw terminals and claws

**310-02801**

Pieces: 6

With screw terminals, for screw fixing

FINISHING SET



	100-31002	Pieces: 10
	104-31002	Pieces: 10
	123-31002	Pieces: 10
	157-31002	Pieces: 10
	220-31002	Pieces: 10

	101-31002	Pieces: 10
	121-31002	Pieces: 10
	124-31002	Pieces: 10
	161-31002	Pieces: 10
	221-31002	Pieces: 10

	102-31002	Pieces: 10
	122-31002	Pieces: 10
	154-31002	Pieces: 10
	200-31002	Pieces: 10

Universal push-button dimmer 450 VA, 2 wire

Dimmer for incandescent lamps, 230 V halogen lamps and all types of low-voltage halogen lamps.

- to be used with or without light value memory
- up to 30 control points with NO push buttons, also when replacing single-pole, two-way or intermediate switching
- power supply voltage: 230 Vac \pm 10%, 50 Hz, \pm 1 Hz
- incandescent lamps: 450 W
- 230 V halogen lamps: 450 W
- ferromagnetic transformer: 450 VA
- toroidal core transformer: 450 VA
- electronic transformer: 450 VA
- minimum load: 40 W/40 VA
- hum-free
- powerline communication interference suppression
- overload protection with automatic reset function
- electronic short-circuit protection
- connection terminals: 2 x 1.5 mm² or 1 x 2.5 mm²
- ambient temperature: 20 °C















**BASE**

310-02700 Pieces: 6 With screw terminals and claws



310-02701 Pieces: 6 With screw terminals, for screw fixing


FINISHING SET

	100-31001	Pieces: 10		101-31001	Pieces: 10		102-31001	Pieces: 10
	104-31001	Pieces: 10		121-31001	Pieces: 10		122-31001	Pieces: 10
	123-31001	Pieces: 10		124-31001	Pieces: 10		154-31001	Pieces: 10
	157-31001	Pieces: 10		161-31001	Pieces: 10		200-31001	Pieces: 10
	220-31001	Pieces: 10		221-31001	Pieces: 10			

Universal rotary dimmer 3 - 300 W, 2 wire

Dimmer for incandescent lamps, 230 V halogen lamps, all low-voltage halogen lamps, dimmable economy lamps and dimmable LED lamps, 2 wired.

- for use with or without light value memory
- for use with several control points, use N.O. push buttons, also when replacing single-pole, two-way or intermediate switches
- incandescent lamps: 3 - 300 W
- 230 V halogen lamps: 3 - 300 W
- dimmable LED lamps: 3 - 200 W (max. 10)
- ferromagnetic transformer: 20 - 300 W
- toroidal core transformer: 20 - 300 W
- electronic transformer: 20 - 300 W
- minimum load: 3 W
- maximum load: 300 W
- overload protection with automatic reset function
- electronic short-circuit protection
- powerline communication interference suppression
- power consumption standby: 0.15 W
- connection terminals: 2 x 2.5 mm²
- ambient temperature: 35 °C



NEW



NEW **310-03900** Pieces: 1 With screw terminals and claws



NEW **310-03901** Pieces: 1 With screw terminals, for screw fixing

FINISHING SET

	100-31003	Pieces: 10		101-31003	Pieces: 10		102-31003	Pieces: 10
	104-31003	Pieces: 10		121-31003	Pieces: 10		122-31003	Pieces: 10
	123-31003	Pieces: 10		124-31003	Pieces: 10		154-31003	Pieces: 10
	157-31003	Pieces: 10		161-31003	Pieces: 10		200-31003	Pieces: 10
	220-31003	Pieces: 10		221-31003	Pieces: 10			



Push-button dimmer 550 VA, 2 wire

Dimmer for incandescent lamps, 230 V halogen lamps and low-voltage halogen lamps with ferromagnetic transformer or toroidal core transformer.

- to be used with or without light value memory
 - up to 30 control points with NO push buttons, also when replacing single-pole, two-way or intermediate switching
 - power supply voltage: 230 Vac ± 10 %, 40 - 60 Hz
 - incandescent lamps: 550 W
 - 230 V halogen lamps: 550 W
 - ferromagnetic transformer: 550 VA
 - toroidal core transformer: 550 VA
- minimum load: 40 W/35 VA
 - powerline communication interference suppression
 - overload protection with automatic reset function
 - short-circuit protection via fuse
 - built-in spare fuse
 - connection terminals: 2 x 1.5 mm² or 1 x 2.5 mm²
 - ambient temperature: 20 °C



BASE



310-02600

Pieces: 6

With screw terminals and claws



310-02601

Pieces: 6

With screw terminals, for screw fixing

FINISHING SET



	100-31001	Pieces: 10		101-31001	Pieces: 10		102-31001	Pieces: 10
	104-31001	Pieces: 10		121-31001	Pieces: 10		122-31001	Pieces: 10
	123-31001	Pieces: 10		124-31001	Pieces: 10		154-31001	Pieces: 10
	157-31001	Pieces: 10		161-31001	Pieces: 10		200-31001	Pieces: 10
	220-31001	Pieces: 10		221-31001	Pieces: 10			

ACCESSORIES



04-613-32

Pieces: 10

Fuse holder for push-button dimmer 310-026XX



Universal modular dimmer PLC interference suppression 5 - 350 W

Dimmer for all types of lamps: incandescent lamps, 230 V halogen lamps, all types of low-voltage halogen lamps, dimmable economy and LED lamps and low-voltage LED lamps. Control via an NO push button (230 Vac or 8-24 Vac/Vdc). Use with or without memory function, staircase function or all-off function. In compliance with the European directives for EMC and safety EN60669-2-1.

- power supply voltage: 230 Vac \pm 10%, 50 Hz
- incandescent lamps: 5 - 350 W
- 230 V halogen lamps: 5 - 350 W
- ferromagnetic transformer: 20 - 350 W
- toroidal core transformer: 20 - 350 W
- electronic transformer: 20 - 350 W
- economy lamps: 5 - 200 W (max. 10)
- LED lamps: 5 - 200 W (max. 10)
- minimum load: 5 W
- overload protection with automatic reset function
- electronic short-circuit protection
- powerline communication interference suppression
- connection terminals: 2 x 1.5 mm² or 1 x 2.5 mm²
- ambient temperature: 35 °C
- dimensions (1 DIN rail module): 89 x 17.5 x 60 mm (HxWxD)
- weight: \pm 70 g



COMPLETE UNIT


330-00700

Pieces: 10

Complete unit



Universal modular dimmer PLC interference suppression 5 - 350 W, analogue

Dimmer for all types of lamps: incandescent lamps, 230 V halogen lamps, all types of low-voltage halogen lamps, dimmable economy and LED lamps and low-voltage LED lamps. 0-10 V control or 1-10 V current control. In compliance with the European directives for EMC and safety EN60669-2-1.

- power supply voltage: 230 Vac \pm 10%, 50 Hz
- 0-10 V input impedance: 33 k Ω
- 1-10 V input impedance: 22 k Ω
- incandescent lamps: 5 - 350 W
- 230 V halogen lamps: 5 - 350 W
- ferromagnetic transformer: 20 - 350 W
- toroidal core transformer: 20 - 350 W
- electronic transformer: 20 - 350 W
- economy lamps: 5 - 200 W (max. 10)
- LED lamps: 5 - 200 W (max. 10)
- minimum load: 5 W
- overload protection with automatic reset function
- electronic short-circuit protection
- powerline communication interference suppression
- connection terminals: 2 x 1.5 mm² or 1 x 2.5 mm²
- ambient temperature: 35 °C
- dimensions (1 DIN rail module) : 89 x 17.5 x 60 mm (HxWxD)
- weight: \pm 70 g



COMPLETE UNIT


330-00701

Pieces: 10

Complete unit

Universal modular dimmer 400 VA

Dimmer for incandescent lamps, 230 V halogen lamps and all types of low-voltage halogen lamps. Automatic selection of the dimming principle. Control via an NO push button (230 Vac). Up to 30 push buttons in parallel. Use with or without memory function. In compliance with the European directives for EMC and safety EN60669-2-1.



- power supply voltage: 230 Vac \pm 10%, 50 Hz \pm 1 Hz
- incandescent lamps: 400 W
- 230 V halogen lamps: 400 W
- ferromagnetic transformer: 400 VA
- toroidal core transformer: 400 VA
- electronic transformer: 400 VA
- minimum load: 40 W/40 VA
- hum-free
- overload protection with automatic reset function
- electronic short-circuit protection
- powerline communication interference suppression
- connection terminals: 2 x 1.5 mm² or 1 x 2.5 mm²
- ambient temperature: 35 °C
- dimensions (1 DIN rail module): 89 x 17.5 x 60 mm (HxWxD)
- weight: \pm 74 g



COMPLETE UNIT

**05-703**

Pieces: 10

Complete unit

Modular dimmer 450 VA

Dimmer for incandescent lamps, 230 V halogen lamps and low-voltage halogen lamps with ferromagnetic transformer or toroidal core transformer. Control via an NO push button (230 Vac). Up to 30 push buttons in parallel. Use with or without memory function. In compliance with the European directives for EMC and safety EN60669-2-1.



- power supply voltage: 230 Vac \pm 10%, 40 - 60 Hz
- incandescent lamps: 450 W
- 230 V halogen lamps: 450 W
- ferromagnetic transformer: 450 VA
- toroidal core transformer: 450 VA
- minimum load: 40 W/50 VA
- overload protection with automatic reset function
- short-circuit protection through fuse
- powerline communication interference suppression
- connection terminals: 2 x 1.5 mm² or 1 x 2.5 mm²
- ambient temperature: 35 °C
- dimensions (1 DIN rail module): 89 x 17.5 x 60 mm (HxWxD)
- weight: \pm 94 g



COMPLETE UNIT

**05-704**

Pieces: 10

Complete unit

05-704-19

Pieces: 1

Set of 10 modular dimmers

10x

ACCESSORIES

**09-794-31**

Pieces: 10

Fuse holder for dimmer 05-704



Universal modular dimmer 750 VA (3 A)

Dimmer for incandescent lamps, 230 V halogen lamps and all types of low-voltage halogen lamps. Automatic selection of the dimming principle. Control via an NO push button, control without voltage, 0-10 V control, 1-10 V current control or directly on the device. Up to 30 NO push buttons in parallel. Use with or without memory function. Additional memory for saving one atmosphere via push-button control. Indication LEDs for the operation and feedback on errors. In compliance with the European directives for EMC and safety EN60669-2-1.

- power supply voltage: 230 Vac \pm 10%, 50 Hz \pm 1 Hz
- incandescent lamps: 750 W
- 230 V halogen lamps: 750 W
- ferromagnetic transformer: 750 VA
- toroidal core transformer: 750 VA
- electronic transformer: 750 VA
- minimum load: 60 W/60 VA
- hum-free
- overload protection with automatic reset function
- electronic short-circuit protection
- powerline communication interference suppression
- connection terminals: 2 x 2.5 mm² or 1 x 4 mm²
- ambient temperature: 35 °C
- dimensions (2 DIN rail modules): 90 x 35 x 66 mm (HxWxD)
- weight: \pm 144 g

Replaces 05-707



COMPLETE UNIT



05-715

Pieces: 10

Complete unit



Modular dimmer 1000 VA

Dimmer for incandescent lamps, 230 V halogen lamps and low-voltage halogen lamps with ferromagnetic transformer or toroidal core transformer. Control via an NO push button (230 Vac). Up to 30 push buttons in parallel. Use with or without memory function. In compliance with the European directives for EMC and safety EN60669-2-1.

- power supply voltage: 230 Vac \pm 10%, 40 - 60 Hz
- incandescent lamps: 1000 W
- 230 V halogen lamps: 1000 W
- ferromagnetic transformer: 1000 VA
- toroidal core transformer: 1000 VA
- minimum load: 50 W/40 VA
- overload protection with automatic reset function
- short-circuit protection through fuse
- two built-in spare fuses
- powerline communication interference suppression
- connection terminals: 2 x 1.5 mm² or 1 x 2.5 mm²
- ambient temperature: 35 °C
- dimensions (4 DIN rail modules): 89 x 70 x 54.5 mm (HxWxD)
- weight: \pm 280 g



COMPLETE UNIT



05-728

Pieces: 6

Complete unit

ACCESSORIES



05-706-31

Pieces: 10

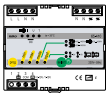
Fuse holder for dimmers 05-728 and 05-700

Universal modular dimmer 1400 VA (6 A)

Dimmer for incandescent lamps, 230 V halogen lamps and all types of low-voltage halogen lamps. Automatic selection of the dimming principle. Control via an NO push button, control without voltage, 0-10 V control, 1-10 V current control or directly on the device. Up to 30 NO push buttons in parallel. Use with or without memory function. Additional memory for saving one atmosphere via push-button control. Integrated staircase function. Minimum dimming level adjustable between 1 and 40% and maximum dimming level between 60 and 100%. Indication LEDs for the operation and feedback on errors. In compliance with the European directives for EMC and safety EN60669-2-1.



- power supply voltage: 230 Vac \pm 10%, 50 Hz \pm 1 Hz
- incandescent lamps: 1400 W
- 230 V halogen lamps: 1400 W
- ferromagnetic transformer: 1400 VA
- toroidal core transformer: 1400 VA
- electronic transformer: 1400 VA
- minimum load: 100 W/100 VA
- hum-free
- overload protection with automatic reset function
- electronic short-circuit protection
- powerline communication interference suppression
- connection terminals: 2 x 2.5 mm² or 1 x 4 mm²
- ambient temperature: 35 °C
- dimensions (6 DIN rail modules): 89 x 105 x 60 mm (HxWxD)
- weight: \pm 440 g

COMPLETE UNIT**65-410**

Pieces: 1

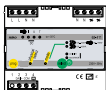
Complete unit

Universal modular dimmer 1400 VA (6 A), DALI

Dimmer for incandescent lamps, 230 V halogen lamps and all types of low-voltage halogen lamps. Automatic selection of the dimming principle. Control via DALI (EN60929) or directly on the device. Use with or without memory function. Indication LEDs for the operation and feedback on errors. In compliance with the European directives for EMC and safety EN60669-2-1.



- power supply voltage: 230 Vac \pm 10%, 50 Hz \pm 1 Hz
- incandescent lamps: 1400 W
- 230 V halogen lamps: 1400 W
- ferromagnetic transformer: 1400 VA
- toroidal core transformer: 1400 VA
- electronic transformer: 1400 VA
- minimum load: 100 W/100 VA
- hum-free
- overload protection with automatic reset function
- electronic short-circuit protection
- powerline communication interference suppression
- connection terminals: 2 x 2.5 mm² or 1 x 4 mm²
- ambient temperature: 35 °C
- dimensions (6 DIN rail modules): 89 x 105 x 60 mm (HxWxD)
- weight: \pm 440 g

COMPLETE UNIT**65-411**

Pieces: 1

Complete unit



Dimmer for systems with 1-10 V current control

Dimmer for switching and controlling dimmable electronic control gear (ECG) for fluorescent lighting, compact fluorescent lighting and dimmable LED lighting. Control via a voltage-free NO push button, 0-10 V voltage control or directly on the device. Up to 30 NO push buttons in parallel. Use with or without memory function. Additional memory for saving one atmosphere via push button control. Panic function: as long as this function is activated, the lighting is illuminated at its maximum. Indication LEDs for the operation and feedback on errors. In compliance with the European directives for EMC and safety EN60669-2-1.

- power supply voltage: 230 Vac \pm 10%, 50 Hz \pm 1 Hz
- maximum switching capacity: 6 A
- dimming capacity: 0 - 50 mA
- compatible with all electronic control gear in compliance with EN60929
- adjustment range depends on the electronic control gear
- connected and the manufacturer
- connection terminals: 2 x 1.5 mm² or 1 x 2.5 mm²
- dimensions (4 DIN rail modules): 90 x 71.5 x 66 mm (HxWxD)
- weight: \pm 238 g

Replaces 65-230 and 65-330



COMPLETE UNIT



05-711

Pieces: 6

Complete unit

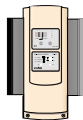


Universal dimmer 2760 VA (12 A)

Dimmer for incandescent lamps, 230 V halogen lamps and all types of low-voltage halogen lamps. Control via an NO push button, control without voltage, 0-10 V control, 1-10 V current control or directly on the device. Up to 30 NO push buttons in parallel. Use with or without memory function. Minimum dimming level adjustable between 0 and 30% and maximum dimming level between 50 and 100%. Indication LEDs for the operation and feedback on errors. Display indication of voltage, current, temperature and protection status. In compliance with the European directives for EMC and safety EN60669-2-1.

- power supply voltage: 230 Vac \pm 10%, 50 Hz \pm 1 Hz
- incandescent lamps: 2760 W
- 230 V halogen lamps: 2760 W
- ferromagnetic transformer: 2760 VA
- toroidal core transformer: 2760 VA
- electronic transformer: 2760 VA
- minimum load: 100 W/100 VA
- overload protection with automatic reset function
- electronic short-circuit protection
- powerline communication interference suppression
- connection terminals for load: 2 x 2.5 mm² or 1 x 4 mm²
- connection terminals for control: 2 x 1.5 mm² or 1 x 2.5 mm²
- ambient temperature: 35 °C
- dimensions: 303 x 200 x 100 mm (HxWxD)
- weight: \pm 4500 g

COMPLETE UNIT



65-412

Pieces: 1

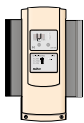
Complete unit

Universal dimmer 2760 VA (12 A), DALI

Dimmer for incandescent lamps, 230 V halogen lamps and all types of low-voltage halogen lamps. Control via DALI (EN60929) or directly on the device. Use with or without memory function. Minimum dimming level adjustable between 0 and 30% and maximum dimming level between 50 and 100%. Indication LEDs for the operation and feedback on errors. Display indication of voltage, current, temperature and protection status. In compliance with the European directives for EMC and safety EN60669-2-1.



- power supply voltage: 230 Vac \pm 10%, 50 Hz \pm 1 Hz
- incandescent lamps: 2760 W
- 230 V halogen lamps: 2760 W
- ferromagnetic transformer: 2760 VA
- toroidal core transformer: 2760 VA
- electronic transformer: 2760 VA
- minimum load: 100 W/100 VA
- overload protection with automatic reset function
- electronic short-circuit protection
- powerline communication interference suppression
- connection terminals for load: 2 x 2.5 mm² or 1 x 4 mm²
- connection terminals for control: 2 x 1.5 mm² or 1 x 2.5 mm²
- ambient temperature: 35 °C
- dimensions: 303 x 200 x 100 mm (HxWxD)
- weight: \pm 4500 g

COMPLETE UNIT**65-413**

Pieces: 1

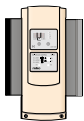
Complete unit

Universal dimmer 3680 VA (16 A)

Dimmer for incandescent lamps, 230 V halogen lamps and all types of low-voltage halogen lamps. Control via an NO push button, control without voltage, 0-10 V control, 1-10 V current control or directly on the device. Up to 30 NO push buttons in parallel. Use with or without memory function. Minimum dimming level adjustable between 0 and 30% and maximum dimming level between 50 and 100%. Indication LEDs for the operation and feedback on errors. Display indication of voltage, current, temperature and protection status. In compliance with the European directives for EMC and safety EN60669-2-1.



- power supply voltage: 230 Vac \pm 10%, 50 Hz \pm 1 Hz
- incandescent lamps: 3680 W
- 230 V halogen lamps: 3680 W
- ferromagnetic transformer: 3680 VA
- toroidal core transformer: 3680 VA
- electronic transformer: 3680 VA
- minimum load: 100 W/100 VA
- overload protection with automatic reset function
- electronic short-circuit protection
- powerline communication interference suppression
- connection terminals for load: 2 x 2.5 mm² or 1 x 4 mm²
- connection terminals for control: 2 x 1.5 mm² or 1 x 2.5 mm²
- ambient temperature: 35 °C
- dimensions: 303 x 200 x 100 mm (HxWxD)
- weight: \pm 4500 g

COMPLETE UNIT**65-416**

Pieces: 1

Complete unit

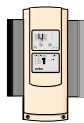


Universal dimmer 3680 VA (16 A), DALI

Dimmer for incandescent lamps, 230 V halogen lamps and all types of low-voltage halogen lamps. Control via DALI (EN60929) or directly on the device. Use with or without memory function. Minimum dimming level adjustable between 0 and 30% and maximum dimming level between 50 and 100%. Indication LEDs for the operation and feedback on errors. Display indication of voltage, current, temperature and protection status. In compliance with the European directives for EMC and safety EN60669-2-1.

- power supply voltage: 230 Vac \pm 10%, 50 Hz \pm 1 Hz
- incandescent lamps: 3680 W
- 230 V halogen lamps: 3680 W
- ferromagnetic transformer: 3680 VA
- toroidal core transformer: 3680 VA
- electronic transformer: 3680 VA
- minimum load: 100 W/100 VA
- overload protection with automatic reset function
- electronic short-circuit protection
- powerline communication interference suppression
- connection terminals for load: 2 x 2.5 mm² or 1 x 4 mm²
- connection terminals for control: 2 x 1.5 mm² or 1 x 2.5 mm²
- ambient temperature: 35 °C
- dimensions: 303 x 200 x 100 mm (HxWxD)
- weight: \pm 4500 g

COMPLETE UNIT


65-417

Pieces: 1

Complete unit



Modular DALI power supply

A DALI power supply always has to be connected to the bus. The maximum current on the DALI bus amounts to 250 mA. The modular power supply is provided with an electronic overload, short-circuit and overheating protection. Protections are indicated with a red LED. The presence of power supply is indicated with a green LED. If the Niko power supply is connected to components of other manufacturers, a safety extra-low voltage (SELV) is no longer guaranteed. The power supply can also be used for other systems than DALI, on the condition that they have the same specifications.

- power supply voltage: 230 Vac, 50 Hz
- secondary voltage: 16 or 22.5 Vdc (adjustable)
- weight: 400 g
- dimensions (4 DIN rail modules): 89 x 70 x 54.5 mm (HxWxD)
- DALI compatibility: 7.5 – 22.5 Vdc, current protection activated from 240 mA onwards

COMPLETE UNIT

67-710

Pieces: 6

Complete unit



NEW

Compact power supply for DALI bus systems

This compact power supply is used to supply power to the DALI bus and its connected control devices. The power supply can either be integrated in the luminaire itself, or placed on the suspended ceiling. The maximum load is 250 mA.


- power supply voltage: 85 to 265 V, frequency 50/60 Hz
- dimensions (HxWxL): 30 x 28 x 190 mm
- standby consumption: < 1 W
- output: DALI
- output voltage: 16 V + - 5 %
- max. load DALI output: 250 mA/4 W
- ambient temperature: 0 to +50 °C
- protection degree: IP20
- air humidity: 20 - 95% RH, non condensing

COMPLETE UNIT

350-70985

Pieces: 1

Complete unit



Motion detector 180° with switching contact (10 A, 230 V), 8 m

This motion detector is used for LED, economy lamps, 230 V halogen lamps, low voltage halogen lamps and fluorescent lamps. For indoor use only.

Replaces 1XX-78400 (sensor) and 420-0010X (actuator).

- switch-off delay: $\pm 1 - 30$ min
- light sensitivity: $\pm 10 - 1000$ lux
- mounting height: $0.8 - 1.2$ m
- relay contact : NO. (max 10 A), potential-free
 - incandescent lamps: 2,300 W
 - 230 V halogen lamps: 2,300 W
 - low-voltage halogen lamps: 500 VA
 - (non-compensated) fluorescent lamps: 1,200 VA
- LED lamps 230 V and economy lamps (CFLi): 350 W
- detection angle: horizontal 180°, vertical 60°
- detection range: 8 - 9 m
- connection terminals: $2 \times 1.5 \text{ mm}^2$ or $1 \times 2.5 \text{ mm}^2$
- connection possibility for an external push button or switch
- may be used as master or as slave in case of several detection points per lighting circuit

COMPLETE UNIT FOR CLAW FIXING



	100-78010	Pieces: 6
	104-78010	Pieces: 6
	123-78010	Pieces: 6
	157-78010	Pieces: 6
	220-78010	Pieces: 6

	101-78010	Pieces: 6
	121-78010	Pieces: 6
	124-78010	Pieces: 6
	161-78010	Pieces: 6
	221-78010	Pieces: 6

	102-78010	Pieces: 6
	122-78010	Pieces: 6
	154-78010	Pieces: 6
	200-78010	Pieces: 6


COMPLETE UNIT FOR SCREW FIXING



	100-78011	Pieces: 6
	123-78011	Pieces: 6
	157-78011	Pieces: 6
	221-78011	Pieces: 6

	121-78011	Pieces: 6
	124-78011	Pieces: 6
	161-78011	Pieces: 6

	122-78011	Pieces: 6
	154-78011	Pieces: 6
	200-78011	Pieces: 6



Motion detector 180° with potential-free contact (4 A, 230 V), 8 m

Due to its potential-free contact, this motion detector can be used in several systems. For indoor use only.

Replaces 1XX-78400 (sensor) and 420-0020X (actuator).

- switch-off delay: $\pm 5 \text{ s} - 30$ min
- light sensitivity: $\pm 2 - 1,000$ lux
- mounting height: $0.8 - 1.2$ m
- relay contact : NO. (max 4 A) potential-free
 - incandescent lamps: 920 W
 - 230 V halogen lamps: 920 W
- (non-compensated) fluorescent lamps: 575 VA
- motors: 920 VA
- detection angle: horizontal 180°, vertical 60°
- detection range: 8 m (horizontal)
- connection possibility for an external push button

COMPLETE UNIT FOR CLAW FIXING



	100-78020	Pieces: 6
	104-78020	Pieces: 6
	123-78020	Pieces: 6
	157-78020	Pieces: 6
	220-78020	Pieces: 6

	101-78020	Pieces: 6
	121-78020	Pieces: 6
	124-78020	Pieces: 6
	161-78020	Pieces: 6
	221-78020	Pieces: 6

	102-78020	Pieces: 6
	122-78020	Pieces: 6
	154-78020	Pieces: 6
	200-78020	Pieces: 6

COMPLETE UNIT FOR SCREW FIXING



	100-78021	Pieces: 6
	104-78021	Pieces: 6
	123-78021	Pieces: 6
	157-78021	Pieces: 6
	220-78021	Pieces: 6

	101-78021	Pieces: 6
	121-78021	Pieces: 6
	124-78021	Pieces: 6
	161-78021	Pieces: 6
	221-78021	Pieces: 6

	102-78021	Pieces: 6
	122-78021	Pieces: 6
	154-78021	Pieces: 6
	200-78021	Pieces: 6

Motion detector 180°, two-wire (40 - 400 W, 230 V), 8 m















This motion detector is used for switching incandescent lamps and 230 V halogen lamps only. For indoor use only.



Replaces 1XX-78400 (sensor) and 420-0040X (actuator).

- switch-off delay: ± 5 s - 30 min
- light sensitivity: ± 2 - 1000 lux
- mounting height: 0.8 - 1.2 m
- contact : 1.7 A triac
 - incandescent lamps: 400 W
 - 230V-halogen lamps: 400 W
- detection angle: horizontal 180°, vertical 60°
- detection range: 8 m (horizontal)
- connection possibility for an external push button or switch

COMPLETE UNIT FOR CLAW FIXING

	100-78040	Pieces: 6		101-78040	Pieces: 6		102-78040	Pieces: 6
	104-78040	Pieces: 6		121-78040	Pieces: 6		122-78040	Pieces: 6
	123-78040	Pieces: 6		124-78040	Pieces: 6		154-78040	Pieces: 6
	157-78040	Pieces: 6		161-78040	Pieces: 6		200-78040	Pieces: 6
	220-78040	Pieces: 6		221-78040	Pieces: 6			

COMPLETE UNIT FOR SCREW FIXING

	100-78041	Pieces: 6		101-78041	Pieces: 6		102-78041	Pieces: 6
	104-78041	Pieces: 6		121-78041	Pieces: 6		122-78041	Pieces: 6
	123-78041	Pieces: 6		124-78041	Pieces: 6		154-78041	Pieces: 6
	157-78041	Pieces: 6		161-78041	Pieces: 6		200-78041	Pieces: 6
	220-78041	Pieces: 6		221-78041	Pieces: 6			



LED strip on roll with 60 monochrome LEDs/m

With an excellent colour rendition and a light output of 330 to 360 lm/m (depending on the white tone), the LEDs create the optimal mood. The LED strip is sold on a 5 m roll. The LED strip can be cut every 10 cm, allowing installation of the required length. The adhesive tape on the back of the LED strip ensures easy mounting.

- dimensions: 2.5 x 8 x 5000 mm (HxWxL)
- cutting interval: every 10 cm
- protection degree: IP20
- number of LEDs per meter: 60
- power supply voltage: 24 Vdc
- consumption per meter: 4.8 W
- ambient temperature: -20 - 60 °C
- colour rendition (CRI): > 80
- LED format used: 3528

COMPLETE UNIT

340-11002	Pieces: 6	LED strip on roll with warm white LEDs, 3000 K, 360 lm/m
340-11003	Pieces: 6	LED strip on roll with neutral white LEDs, 4000 K, 330 lm/m
340-11004	Pieces: 6	LED strip on roll with cold white LEDs, 6500 K, 330 lm/m



LED strip on roll with 120 monochrome LEDs/m

With an excellent colour rendition and a light output of 660 to 720 lm/m (depending on the white tone), the LEDs create the optimal mood. The LED strip is sold on a 5 m roll. The LED strip can be cut every 5 cm, allowing installation of the required length. The adhesive tape on the back of the LED strip ensures easy mounting.

- dimensions: 2.5 x 8 x 5000 mm (HxWxL)
- cutting interval: 5 cm
- protection degree: IP20
- number of LEDs per meter: 120
- power supply voltage: 24 Vdc
- consumption per meter: 9.6 W
- ambient temperature: -20 - 60 °C
- colour rendition (CRI): > 80
- LED format used: 3528

COMPLETE UNIT

340-11006	Pieces: 6	LED strip on roll with warm white LEDs, 3000 K, 720 lm/m
340-11007	Pieces: 6	LED strip on roll with neutral white LEDs, 4000 K, 660 lm/m
340-11008	Pieces: 6	LED strip on roll with cold white LEDs, 6500 K, 660 lm/m



LED strip on roll with 180 monochrome LEDs/m

With an excellent colour rendition and a light output of 990 to 1080 lm/m (depending on the white tone), the LEDs provide more than sufficient light to pleasantly illuminate work surfaces. The LED strip is sold on a 5 m roll. The LED strip can be cut every 3.3 cm, allowing installation of the required length. The adhesive tape on the back of the LED strip ensures easy mounting. In combination with the aluminium profile with adjustable height (340-12005) and the milky white cover (340-13001), you create uniform light lines without visible points of light.

- dimensions: 2.5 x 8 x 5000 mm (HxWxL)
- cutting interval: 3.3 cm
- protection degree: IP20
- number of LEDs per meter: 180
- power supply voltage: 24 Vdc
- consumption per meter: 14.4 W
- ambient temperature: -20 - 60 °C
- colour rendition (CRI): > 80
- LED format used: 3528

COMPLETE UNIT

340-11010	Pieces: 6	LED strip on roll with warm white LEDs, 3000 K, 1080 lm/m
340-11011	Pieces: 6	LED strip on roll with neutral white LEDs, 4000 K, 990 lm/m
340-11012	Pieces: 6	LED strip on roll with cold white LEDs, 6500 K, 990 lm/m

LED strip on roll with 120 tunable white LEDs/m (60 warm white + 60 cold white LEDs)

Thanks to the combination of warm white and cold white LEDs on one LED strip, you have all white tones at your disposal and you easily adjust the lighting to the interior or to the desired mood. Furthermore, the LEDs have an excellent colour rendition so that the entire interior is illuminated optimally. The LED strip is sold on a 5 m roll. The LED strip can be cut every 5 cm, allowing installation of the required length. The adhesive tape on the back of the LED strip ensures easy mounting. For optimal LED control with all white tones, you use this product in combination with an RGB(W) controller (340-00120 or 340-00121) and an RGB(W) wall control (1XX-90001). You can save your favourite white tone in the RGB(W) controller memory.



- dimensions: 2.5 x 8 x 5000 mm (HxWxL)
- cutting interval: 5 cm
- protection degree: IP20
- number of LEDs per meter: 120 (60 warm white + 60 cold white LEDs)
- power supply voltage: 24 Vdc
- consumption per meter: 9.6 W
- ambient temperature: -20 - 60 °C
- colour rendition (CRI): > 80
- LED format used: 3528

COMPLETE UNIT

340-11021 Pieces: 6 LED strip on roll with 120 tunable white LEDs/m (60 warm white + 60 cold white LEDs)

LED strip on roll with 36 RGB LEDs/m

The vivid colours of the RGB LEDs create varied moods in the interior. The LED strip is sold on a 5 m roll. The LED strip can be cut every 16.7 cm, allowing installation of the required length. The adhesive tape on the back of the LED strip ensures easy mounting. To easily select and dim the colours and to start a colour loop, you use this product in combination with an RGB(W) controller (340-00120 or 340-00121) and an RGB(W) wall control (1XX-90001).



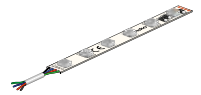
- dimensions: 2.5 x 10 x 5000 mm (HxWxL)
- cutting interval: 16.7 cm
- protection degree: IP20
- number of LEDs per meter: 36
- power supply voltage: 24 Vdc
- consumption per meter: 8.64 W
- ambient temperature: -20 - 60 °C
- LED format used: 5050

COMPLETE UNIT

340-11024 Pieces: 6 LED strip on roll with 36 RGB LEDs/m

LED strip on roll with 60 RGB LEDs/m

The vivid colours of the RGB LEDs create varied moods in the interior. The LED strip is sold on a 5 m roll. The LED strip can be cut every 10 cm, allowing installation of the required length. The adhesive tape on the back of the LED strip ensures easy mounting. To easily select and dim the colours and to start a colour loop, you use this product in combination with an RGB(W) controller (340-00120 or 340-00121) and an RGB(W) wall control (1XX-90001). In combination with the wide architectural aluminium profile (340-12007) and the milky white cover (340-13008), you create uniform light lines without visible points of light.



- dimensions: 2.5 x 10 x 5000 mm (HxWxL)
- cutting interval: 10 cm
- protection degree: IP20
- number of LEDs per meter: 60
- power supply voltage: 24 Vdc
- consumption per meter: 14.4 W
- ambient temperature: -20 - 60 °C
- LED format used: 5050

COMPLETE UNIT

340-11025 Pieces: 6 LED strip on roll with 60 RGB LEDs/m



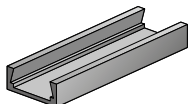
LED strip on roll with 120 RGBW LEDs/m (60 RGB + 60 warm white LEDs)

The vivid colours of the RGB LEDs create varied moods in the interior. The combination with warm white LEDs adds a whole pallet of soft and stylish colours. And, in addition, you have all white tones at your disposal. The LED strip is sold on a 5 m roll. The LED strip can be cut every 10 cm, allowing installation of the required length. The adhesive tape on the back of the LED strip ensures easy mounting. To easily select and dim the colours and white tones and to start a colour loop, you use this product in combination with an RGB(W) controller (340-00120 or 340-00121) and an RGB(W) wall control (1XX-90001). In combination with the wide architectural aluminium profile (340-12007) and the milky white cover (340-13008), you create uniform light lines without visible points of light.

- dimensions: 2.5 x 12 x 5000 mm (HxWxL)
- cutting interval: 10 cm
- protection degree: IP20
- number of LEDs per meter: 120 (60 RGB + 60 warm white LEDs)
- power supply voltage: 24 Vdc
- consumption per meter: 19.2 W (14.4 W RGB + 4.8 W warm white)
- ambient temperature: -20 - 60 °C
- LED format used: 5050 (RGB LEDs) and 3528 (warm white LEDs)

COMPLETE UNIT

340-11026 Pieces: 6 LED strip on roll with 120 RGBW LEDs/m (60 RGB + 60 warm white LEDs)



Flat aluminium profile

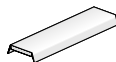
Elegant profile made of anodised aluminium, with a length of 2 m. The height of the profile is only 6 mm, allowing it to be discreetly and easily flush or surface mounted. You can place a transparent cover, a milky white cover or a lens cover on this profile.

- outside dimensions: 6 x 15.2 x 2000 mm (HxWxL)
- utilisable inside width: 11.2 mm
- material: anodised aluminium

PROFILE

340-12001 Pieces: 5 Flat aluminium profile, 2 m

COVERS



340-13001 Pieces: 5 Flat milky white cover, 2 m



340-13002 Pieces: 5 Flat transparent cover, 2 m



340-13003 Pieces: 5 Transparent lens cover, 2 m

ACCESSORIES



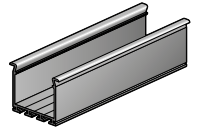
340-14001 Pieces: 10 2 PVC end pieces



340-14022 Pieces: 10 2 galvanised mounting brackets

Wide architectural aluminium profile

Wide profile made of anodised aluminium, with a length of 2 m. The profile is especially handy for holding wider LED strips or for mounting several LED strips next to one another on the profile. You can place a transparent cover or a milky white cover on this profile. You easily flush or surface mount the profile using the optional spring terminals which fit the rear of the profile perfectly. In combination with the milky white cover and the LED strips with 180 monochrome LEDs/m or the LED strips with 120 RGBW LEDs/m, you create uniform light lines without visible points of light.




- outside dimensions: 25 x 26 x 2000 mm (HxWxL)
- material: anodised aluminium
- utilisable inside width: 24 mm

COMPLETE UNIT

340-12007 Pieces: 5 Wide architectural aluminium profile, 2 m

COVERS



340-13008 Pieces: 5 Wide flat milky white cover, 2 m



340-13009 Pieces: 5 Wide flat transparent cover, 2 m

ACCESSORIES



340-14007 Pieces: 10 2 PVC end pieces

ACCESSORIES



340-14020 Pieces: 10 2 spring terminals for surface mounting

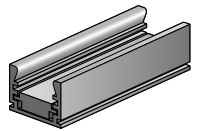
ACCESSORIES



340-14021 Pieces: 10 2 spring terminals for flush mounting

Aluminium profile with adjustable height

Elegant profile made of anodised aluminium, with a length of 2 m. The profile is delivered with an aluminium slat which can be slid into the profile in four different ways. You increase or decrease the distance between the LEDs and the surface using this slat, thus changing the angle of reflection. You can place a transparent cover, a milky white cover or a lens cover on this profile. In combination with the lens cover, you change the angle of reflection from 10° (LED strip in the bottommost position in the profile) to 30°, 60° or 90° (LED strip as high as possible). The multifunctional and discreet profile is also suitable for use with LED strips with 180 monochrome LEDs/m and a milky white cover. This way you create uniform light lines without visible points of light.

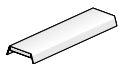


- outside dimensions: 12 x 16 x 2000 mm (HxWxL)
- material: anodised aluminium
- utilisable inside width: 11.2 mm

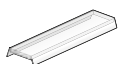
PROFILE

340-12005 Pieces: 5 Aluminium profile with adjustable height, 2 m

COVERS



340-13001 Pieces: 5 Flat milky white cover, 2 m



340-13002 Pieces: 5 Flat transparent cover, 2 m

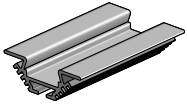


340-13003 Pieces: 5 Transparent lens cover, 2 m

ACCESSORIES



340-14005 Pieces: 10 2 PVC end pieces, rounded off at the top for lens cover



Aluminium corner profile

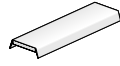
Elegant profile made of anodised aluminium, with a length of 2 m. The profile is designed to easily fit an angle of 90°. It can be mounted with glue or with screws which you slide into the rear of the profile. You can place a transparent cover or a milky white cover on this profile.

- outside dimensions: 10.5 x 30 x 2000 mm (HxWxL)
- utilisable inside width: 13.2 mm
- material: anodised aluminium

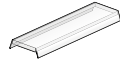
PROFILE

340-12004 Pieces: 5 Aluminium corner profile, 2 m

COVERS



340-13004 Pieces: 5 Flat milky white cover, 2 m

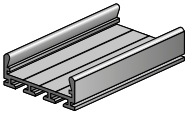


340-13005 Pieces: 5 Flat transparent cover, 2 m

ACCESSORIES



340-14004 Pieces: 10 2 PVC end pieces



Wide flat aluminium profile

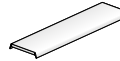
Wide profile made of anodised aluminium, with a length of 2 m. The profile is especially handy for holding wider LED strips or for mounting several LED strips next to one another on the profile. You can place a transparent cover or a milky white cover on this profile. You easily surface mount the profile using the optional spring terminals which fit the rear of the profile perfectly.

- outside dimensions: 10 x 26 x 2000 mm (HxWxL)
- utilisable inside width: 22 mm
- material: anodised aluminium

PROFILE

340-12006 Pieces: 5 Wide flat aluminium profile, 2 m

COVERS



340-13008 Pieces: 5 Wide flat milky white cover, 2 m



340-13009 Pieces: 5 Wide flat transparent cover, 2 m

ACCESSORIES



340-14006 Pieces: 10 2 PVC end pieces

ACCESSORIES



340-14020 Pieces: 10 2 spring terminals for surface mounting

Power supply for LED strips, 24 Vdc - 60 W - IP67

The 60 W power supply is suitable for supplying power to LED strips. This power supply has an IP67 protection degree, is dust-free and waterjet proof. As a result, it is extremely well-suited for installation in a damp room, such as a bathroom or kitchen. The cables are fixed with resin.

The power supply is directly dimmable via a 1-10 V signal. To achieve this, 2 extra wires are connected to the power supply.

- dimensions: 53 x 150 x 35 mm (HxWxD)
- weight: \pm 488 g
- primary wire connection: 2 x 0.8 mm²; L: 30 cm
- power supply voltage: 230 V; 50 Hz
- secondary wire connection: 2 x 0.8 mm²; L: 30 cm
- dim wire connection: 2 x 0.3 mm²; L: 30 cm
- output voltage: 24 Vdc
- nominal power: 60 W
- protection degree: IP67
- dim: 1-10 V current control
- ambient temperature: 50 °C; Tc: 85 °C

NEW

COMPLETE UNIT

340-00028 Pieces: 1 Power supply 24 Vdc, 60 W, IP67 for LED strips

Power supply for LED strips, 24 Vdc - 120 W - IP67

The 120 W power supply is suitable for supplying power to LED strips. This power supply has an IP67 protection degree, is dust-free and waterjet proof. As a result, it is extremely well-suited for installation in a damp room, such as a bathroom or kitchen. The cables are fixed with resin.


The power supply is directly dimmable via a 1-10 V signal. To achieve this, 2 extra wires are connected to the power supply.

- dimensions: 63 x 190 x 37 mm (HxWxD)
- weight: \pm 882 g
- primary wire connection: 2 x 0.8 mm²; L: 30 cm
- power supply voltage: 230 V; 50 Hz
- secondary wire connection: 2 x 2 mm²; L: 30 cm
- dim wire connection: 2 x 0.8 mm²; L: 30 cm
- output voltage: 24 Vdc
- nominal power: 120 W
- protection degree: IP67
- dim: 1-10 V current control
- ambient temperature: 50 °C; Tc: 85 °C

NEW

COMPLETE UNIT

340-00029 Pieces: 1 Power supply 24 Vdc, 120 W, IP67 for LED strips

DIN rail power supply for LED strips, 24 Vdc - 60 W

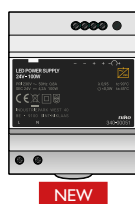
The 60 W power supply is suitable for powering LEDs and is designed for DIN rail mounting. The power supply is equipped with a primary input and four secondary terminals to connect two loads. Usage of screw terminals, both at primary and at secondary side. The output power range is adjustable. In compliance with the European directives for EMC and safety.

- dimensions (only 3 DIN rail modules): 90 x 52.5 x 55 mm (HxWxD)
- weight: \pm 270 g
- operating temperature -30 – +70 °C
- ambient temperature: 35 °C
- protection against short-circuit, overvoltage and overload (automatic reset function)
- input terminals (1 pair): 1 x 2.5 mm²
- power supply voltage: 85 - 264 V AC; 47 - 63 Hz
- output terminals (2 pairs): 2 x 1.5 mm² or 1 x 2.5 mm²
- output power range: 21.6 - 29 V DC
- nominal current: 2.5 A
- nominal power: 60 W
- ripple voltage: 150 mVp-p
- stand-by power consumption: <0.5 W
- SELV (safety extra-low voltage)

NEW

COMPLETE UNIT

340-00050 Pieces: 6 Modular power supply 24 Vdc, 60 W



DIN rail power supply for LED strips, 24 Vdc - 100 W

The power supply is suitable for powering LEDs and is designed for DIN rail mounting. The power supply is equipped with a primary input and four secondary terminals to connect two loads. Usage of screw terminals, both at primary and at secondary side. The output power range is adjustable. In compliance with the European directives for EMC and safety

- dimensions (only 4 DIN rail modules): 90 x 70 x 55 mm (HxWxD)
- weight: \pm 270 g
- operating temperature -30 – +70 °C
- ambient temperature: 35 °C
- protection against short-circuit, overvoltage and overload (automatic reset function)
- input terminals (1 pair): 1 x 2.5 mm²
- power supply voltage: 85 - 264 V AC; 47 - 63 Hz
- output terminals (2 pairs): 2 x 1.5 mm² or 1 x 2.5 mm²
- output power range: 21.6 - 29 V DC
- nominal current: 4.2 A
- nominal power: 100 W
- ripple voltage: 150 mVp-p
- stand-by power consumption: <0.5 W
- SELV (safety extra-low voltage)

COMPLETE UNIT

340-00051 Pieces: 6 Modular power supply 24 Vdc, 100 W



PWM dimmer, 100 W

The PWM dimmer will be used to dim Niko LED strips with monochrome LEDs, up to a maximum capacity of 100 W. The light intensity is dimmed linearly by using an NO push button. Press the NO push button briefly for switching on and off, and hold it down for brightening and dimming the light.

Replaces 340-10027 and 340-10028.

- power supply voltage: 8 - 24 Vdc
- double primary connection: max. 2 x 1.5 mm² or 1 x 2.5 mm²
- double secondary connection: max. 2 x 1.5 mm² or 1 x 2.5 mm²
- double connection for NO push button: max. 2 x 1.5 mm² or 1 x 2.5 mm²
- dimensions: 100 x 48 x 28 mm (HxWxD)
- minimum flush-mounting diameter: 55 mm
- minimum flush-mounting height in false ceiling: 100 mm
- protection degree: IP20
- ambient temperature: -5 - 55 °C
- CE marked

COMPLETE UNIT

340-00048 Pieces: 5 PWM dimmer, 100 W



RGB(W) controller RF

This RGB(W) controller RF will be used to operate LED strips of 12, 24 and 36 Vdc (50, 100 and 150 W per channel). The controller can easily be inserted into e.g. a false ceiling. Each wireless RGB(W) wall control can operate a maximum of ten RGB(W) controllers RF simultaneously. An RGB(W) controller RF can be operated by a maximum of ten RGB(W) wall controls.

- wireless system
- frequency: 868 MHz
- transmission range: \pm 30 m indoors, 100 m in open spaces
- primary connections: 1 x 2.5 mm² or 2 x 1.5 mm²
- secondary connections: 1 x 1.5 mm²
- dimensions: 116 x 52 x 32 mm (HxWxD)
- protection degree: IP20
- flush-mounting diameter: minimum 55 mm
- flush-mounting height in false ceiling: minimum 100 mm

COMPLETE UNIT

340-00120 Pieces: 5 RGB(W) controller RF

RGB(W) controller RF + wifi

This RGB(W) controller RF + WiFi will be used to operate LED strips of 12, 24 and 36 Vdc (50, 100 and 150 W per channel). The controller can easily be inserted into e.g. a false ceiling. Each wireless RGB(W) wall control can operate a maximum of ten RGB(W) controllers RF + WiFi simultaneously. An RGB(W) controller RF + WiFi can be operated by a maximum of ten RGB(W) wall controls or the Color Control Niko app. You download this app free-of-charge from the App store (iOS) or via Google Play (Android).



- wireless system + WiFi
- frequency: 868 MHz
- transmission range: ± 30 m indoors, 100 m in open spaces
- primary connections: 1 x 2.5 mm² or 2 x 1.5 mm²
- secondary connections: 1 x 1.5 mm²
- dimensions: 116 x 52 x 32 mm (HxWxD)
- protection degree: IP20
- flush-mounting diameter: minimum 55 mm
- flush-mounting height in false ceiling: minimum 100 mm

COMPLETE UNIT

340-00121 Pieces: 5 RGB(W) controller RF + WiFi

Color Control Niko

This app allows you to create a central, user-friendly control for RGB, RGB(W) or tunable white LED strips on your smartphone. Available for iOS and Android.











RGB(W) wall control

This wireless RGB(W) wall control operates RGB(W) LEDs and tunable white LEDs in combination with an RGB(W) controller. The wall control is equipped with six keys: on/off, dimming, colour loop, favourite, colour selection and colour loop speed. Each wireless RGB(W) wall control can operate a maximum of ten RGB(W) controllers simultaneously. An RGB(W) controller can be operated by a maximum of ten RGB(W) wall controls.



- wireless system
- frequency: 868 MHz
- transmission range: ± 30 m indoors, 100 m in open spaces
- power supply voltage: via the battery supplied
- mounting: using the double-sided tape supplied or the screws supplied
- battery type: CR2430 (3 V)

COMPLETE UNIT

	100-90001	Pieces: 5		101-90001	Pieces: 5		102-90001	Pieces: 5
	104-90001	Pieces: 5		121-90001	Pieces: 5		122-90001	Pieces: 5
	123-90001	Pieces: 5		124-90001	Pieces: 5		154-90001	Pieces: 5
	157-90001	Pieces: 5		161-90001	Pieces: 5			

RGB controller, max. 50 w

The RGB controller will be used to control Niko LED strips with RGB LEDs, up to a maximum capacity of 50 W. In addition to the on/off function, there are two modes that can be selected with an NO push button. Press the NO push button briefly for running through the different modes (on, fade, fixed colour, off), and hold it down for adjusting the speed of the 'fade' mode or the intensity of the 'fixed colour' mode.



- power supply voltage: 8 - 24 Vdc
- double primary connection: max. 2 x 1.5 mm² or 1 x 2.5 mm²
- four-fold secondary connection (connection to Niko LED strips): 3 PWM outputs and 1 common connection
- double connection for NO push button: max. 2 x 1.5 mm² or 1 x 2.5 mm²
- dimensions: 116 x 52 x 32 mm (HxWxD)
- minimum flush-mounting diameter: 55 mm
- minimum flush-mounting height in false ceiling: 100 mm
- protection degree: IP20
- ambient temperature: -5 - 55 °C
- CE marked

COMPLETE UNIT

340-00110 Pieces: 10 RGB controller, max. 50 W



Orientation lighting with backup battery and white leds, 830 lux - 6500 K

Suitable for indoor use. In case of a power failure, the integrated backup battery takes over for a period of 15 minutes.

- works directly on 230 Vac (no transformer needed)
- only suitable for a flush-mounting box with a flush-mounting depth of minimum 50 mm
- no plaster kit needed
- terminal connection: min. 2 x 1.5 mm², max. 2 x 2.5 mm²
- power consumption: 0.6 W
- light intensity at diffuser: 830 lux
- protection degree: IP41
- impact-resistance: IK06
- no heat, IR or UV radiation
- average life span of LEDs: 60 000 h
- battery: environmentally friendly NiMH battery
- battery recharge cycle: ± 24 h

COMPLETE UNIT



170-38010 Pieces: 6 With plug-in terminals and claws



170-38011 Pieces: 6 With plug-in terminals, for screw fixing

ACCESSORIES



170-38020 Pieces: 1 Backup battery



Orientation lighting with warm white LEDs, 360 lux - 2800 K

- works directly on 230 Vac (no transformer needed)
- only suitable for a flush-mounting box with a flush-mounting depth of minimum 50 mm
- no plaster kit needed
- terminal connection: min. 2 x 1.5 mm², max. 2 x 2.5 mm²
- power consumption: 0.25 W
- light intensity at diffuser: 360 lux
- protection degree: IP41
- impact-resistance: IK06
- no heat, IR or UV radiation
- average life span of LEDs: 60 000 h

COMPLETE UNIT



170-38500 Pieces: 6 With plug-in terminals and claws



170-38501 Pieces: 6 With plug-in terminals, for screw fixing



Orientation lighting with white leds, 830 lux - 6500 K

- works directly on 230 Vac (no transformer needed)
- only suitable for a flush-mounting box with a flush-mounting depth of minimum 50 mm
- no plaster kit needed
- terminal connection: min. 2 x 1.5 mm², max. 2 x 2.5 mm²
- power consumption: 0.2 W
- light intensity at diffuser: 830 lux
- protection degree: IP41, IK06
- impact-resistance: IK06
- no heat, IR or UV radiation
- average life span of LEDs: 60 000 h

BASE



170-38000 Pieces: 6 With plug-in terminals and claws



170-38001 Pieces: 6 With plug-in terminals, for screw fixing

Orientation lighting with white leds, 2100 lux - 6500 K

- works directly on 230 Vac (no transformer needed)
- only suitable for a flush-mounting box with a flush-mounting depth of minimum 50 mm
- no plaster kit needed
- terminal connection: min. 2 x 1.5 mm², max. 2 x 2.5 mm²
- power consumption: 0.6 W
- light intensity at diffuser: 2100 lux
- protection degree: IP41
- impact-resistance: IK06
- no heat, IR or UV radiation
- average life span of LEDs: 60 000 h

**COMPLETE UNIT**

170-38200 Pieces: 6 With plug-in terminals and claws



170-38201 Pieces: 6 With plug-in terminals, for screw fixing

Orientation lighting with blue leds, 270 lux

- works directly on 230 Vac (no transformer needed)
- only suitable for a flush-mounting box with a flush-mounting depth of minimum 50 mm
- no plaster kit needed
- terminal connection: min. 2 x 1.5 mm², max. 2 x 2.5 mm²
- power consumption: 0.6 W
- light intensity at diffuser: 270 lux
- protection degree: IP41
- impact-resistance: IK06
- no heat, IR or UV radiation
- average life span of LEDs: 60 000 h

**COMPLETE UNIT**

170-38100 Pieces: 6 With plug-in terminals and claws



170-38101 Pieces: 6 With plug-in terminals, for screw fixing

Orientation lighting with red leds, 460 lux

- works directly on 230 Vac (no transformer needed)
- only suitable for a flush-mounting box with a flush-mounting depth of minimum 50 mm
- no plaster kit needed
- terminal connection: min. 2 x 1.5 mm², max. 2 x 2.5 mm²
- power consumption: 0.6 W
- light intensity at diffuser: 460 lux
- protection degree: IP41
- impact-resistance: IK06
- no heat, IR or UV radiation
- average life span of LEDs: 60 000 h

**COMPLETE UNIT**

170-38300 Pieces: 6 With plug-in terminals and claws



170-38301 Pieces: 6 With plug-in terminals, for screw fixing

**Orientation lighting with green leds, 900 lux**

- works directly on 230 Vac (no transformer needed)
- only suitable for a flush-mounting box with a flush-mounting depth of minimum 50 mm
- no plaster kit needed
- terminal connection: min. 2 x 1.5 mm², max. 2 x 2.5 mm²
- power consumption: 0.6 W
- light intensity at diffuser: 900 lux
- protection degree: IP41
- impact-resistance: IK06
- no heat, IR or UV radiation
- average life span of LEDs: 60 000 h

COMPLETE UNIT

170-38400 Pieces: 6 With plug-in terminals and claws



170-38401 Pieces: 6 With plug-in terminals, for screw fixing



Electronic 70 W transformer, terminal PRI and SEC

This universal dimmable electronic transformer (70 W) is used for the connection of low-voltage halogen lamps (12 V - SELV). This transformer is very compact and therefore very suitable for connection in small spaces. Strain relief is ensured with the easy-to-install click cap. Two loads can be easily connected to the two secondary outputs, and the two primary inputs make interconnection easy (max. 8x). CE marking, CEBEC and ENEC approved.

- dimensions: 116 x 52 x 32 mm (HxWxD)
- weight: 105 g
- dimmable with phase control, reverse phase control and universal dimmers
- halogen lamps: 20-70 W
- 4-fold, primary terminal connection: 1 x 2.5 mm² or 2 x 1.5 mm² with screw terminal
- V pri: 230 Vac \pm 10%, 50-60 Hz
- 4-fold, secondary terminal connection: 1 x 2.5 mm² or 2 x 1.5 mm² with screw terminal
- V sec: 11.5 V, 35 kHz
- min. diameter: 55 mm
- flush-mounting height in false ceiling: min. 100 mm
- protection degree: IP20
- filament test at 850 °C
- ambient temperature: 50 °C; Tc: 80 °C
- class II devices: SELV (safety extra-low voltage)
- suitable for supplying power to class III fixtures
- suitable for flush-mounting in furniture
- suitable for normal combustible surfaces
- self-resetting, built-in protection against short-circuit, overload and overheating
- guarantee: 4 years

COMPLETE UNIT

320-00101 Pieces: 10 Complete unit



Electronic 70 W transformer, terminal PRI and wire sec

This universal dimmable electronic transformer (70 W) is used for the connection of low-voltage halogen lamps (12 V - SELV). This transformer is very compact and therefore very suitable for connection in small spaces. Strain relief is ensured with the easy-to-install click cap. On the secondary side, the transformer is equipped with a Teflon wire for direct connection with a spot light. The two primary inputs with screw terminals make interconnection easy (max. 8x). CE marking, CEBEC and ENEC approved.

- dimensions: 116 x 52 x 32 mm (HxWxD)
- weight: 105 g
- dimmable with phase control, reverse phase control and universal dimmers
- halogen lamps: 20-70 W
- 4-fold, primary terminal connection: 1 x 2.5 mm² or 2 x 1.5 mm² with screw terminal
- V pri: 230 Vac \pm 10%, 50-60 Hz
- secondary connection: Teflon wire (200 °C) - 2 x 0.75 mm²; length: 30 cm
- V sec: 11.5 V, 35 kHz
- min. diameter: 55 mm
- flush-mounting height in false ceiling: min. 100 mm
- protection degree: IP20
- filament test at 850 °C
- ambient temperature: 50 °C; Tc: 80 °C
- class II devices: SELV (safety extra-low voltage)
- suitable for supplying power to class III fixtures
- suitable for flush-mounting in furniture
- suitable for normal combustible surfaces
- self-resetting, built-in protection against short-circuit, overload and overheating
- guarantee: 4 years

COMPLETE UNIT

320-00102 Pieces: 10 Complete unit

Electronic 70 W transformer, terminal PRI and spotlight connection SEC

This universal dimmable electronic transformer (70 W) is used for the connection of low-voltage halogen lamps (12 V - SELV). This transformer is very compact and therefore very suitable for connection in small spaces. Strain relief is ensured with the easy-to-install click cap. On the secondary side, the transformer is equipped with a Teflon wire with a lamp holder (G4.0-6.35) to which a halogen lamp can be directly connected. The two primary inputs with screw terminals make interconnection easy (max. 8x). CE marking and ENEC approved.



- dimensions: 116 x 52 x 32 mm (HxWxD)
- weight: 110 g
- dimmable with phase control, reverse phase control and universal dimmers
- halogen lamps: 20-70 W
- 4-fold, primary terminal connection: 1 x 2.5 mm² or 2 x 1.5 mm² with screw terminal
- V pri: 230 Vac \pm 10%, 50-60 Hz
- secondary connection: Teflon wire (200 °C) - 2 x 0.75 mm² and G4.0-6.35 lamp holder; length: 50 m
- V sec: 11.5 V, 35 kHz
- min. diameter: 55 mm
- flush-mounting height in false ceiling: min. 100 mm
- protection degree: IP20
- filament test at 850 °C
- ambient temperature: 50 °C; Tc: 80 °C
- class II devices: SELV (safety extra-low voltage)
- suitable for supplying power to class III fixtures
- suitable for flush-mounting in furniture
- suitable for normal combustible surfaces
- self-resetting, built-in protection against short-circuit, overload and overheating
- guarantee: 4 years

COMPLETE UNIT

320-00103 Pieces: 10 Complete unit

Electronic 105 W transformer, terminal PRI and sec

This universal dimmable electronic transformer (105 W) is used for the connection of low-voltage halogen lamps (12 V - SELV). This transformer is very compact and therefore very suitable for connection in small spaces. Strain relief is ensured with the easy-to-install click cap. The transformer is equipped with screw terminals on both the primary and the secondary sides. Two loads can be connected to the two secondary outputs. The two primary inputs make interconnection easy (max. 8x). CE marking, CEBEC and ENEC approved.



- dimensions: 116 x 52 x 32 mm (HxWxD)
- weight: 125 g
- dimmable with phase control, reverse phase control and universal dimmers
- halogen lamps: 20-105 W
- 4-fold, primary terminal connection: 1 x 2.5 mm² or 2 x 1.5 mm² with screw terminal
- V pri: 230 Vac \pm 10%, 50-60 Hz
- 4-fold, secondary terminal connection: 1 x 2.5 mm² or 2 x 1.5 mm² with screw terminal
- V sec: 11.5 V, 35 kHz
- min. diameter: 55 mm
- flush-mounting height in false ceiling: min. 100 mm
- protection degree: IP20
- filament test at 850 °C
- ambient temperature: 45 °C; Tc: 85 °C
- class II devices: SELV (safety extra-low voltage)
- suitable for supplying power to class III fixtures
- suitable for flush-mounting in furniture
- suitable for normal combustible surfaces
- self-resetting, built-in protection against short-circuit, overload and overheating
- guarantee: 4 years

COMPLETE UNIT

320-00104 Pieces: 10 Complete unit



Electronic 150 W transformer, terminal PRI and sec

This universal dimmable electronic transformer (150 W) is used for the connection of low-voltage halogen lamps (12 V - SELV). This transformer is very compact and therefore very suitable for connection in small spaces. Strain relief is ensured with the easy-to-install click cap. The transformer is equipped with screw terminals on both the primary and the secondary sides. Up to four loads (4 x 35 W or 3 x 50 W) can be easily connected to the 4 secondary outputs. The 2 primary inputs make interconnection easy (max. 8 times). CE marking; CEBEC and ENEC approved.

eplaces Niko article: 320-00105

- dimensions: 184 x 52 x 32 mm (HxWxD)
- weight: 220 g
- dimmable with phase control, reverse phase control and universal dimmers
- halogen lamps: 35-150 W
- 4-fold primary terminal connection: 1 x 2.5 mm² or 2 x 1.5 mm² with screw terminal
- V primary: 230 Vac \pm 10%, 50-60 Hz
- 8-fold secondary terminal connection: 1x2.5 mm² or 2 x 1.5 mm² with screw terminal
- V secondary: 11.5 V, 35 kHz
- min. diameter: 55 mm
- mounting height in false ceiling: min. 100 mm
- protection degree: IP20
- filament test at 850 °C
- ambient temperature: 50 °C; Tc: 85 °C
- class II devices: SELV (safety extra low voltage)
- suitable for the power supply of class III fixtures
- suitable for flush-mounting in furniture
- suitable for normal non-flammable surfaces
- self-restoring, built-in protection against short-circuiting, overloading and overheating
- warranty: 4 years

COMPLETE UNIT

320-00123 Pieces: 10 Complete unit



Electronic 70 W transformer, wire PRI and SEC, IP65

This universal dimmable electronic transformer (70 W) is used for the connection of low-voltage halogen lamps (12 V - SELV). This transformer is very compact and therefore very suitable for connection in small spaces. The transformer has an IP65 protection degree, is dustfree and jetproof. It is exceptionally suited for installation in damp rooms such as bathrooms and kitchens. The cables are fixed with resin. On the primary side, the transformer is equipped with a rubber cable that can be connected to a mini-connection box (320-00210). This guarantees a quick and correct connection. The silicone wire on the secondary side is directly connected with a spotlight. CE marking; CEBEC and ENEC approved.

- dimensions: 86 x 52 x 32 mm (HxWxD)
- weight: 140 g
- dimmable with phase control, reverse phase control and universal dimmers
- halogen lamps: 20-70 W
- secondary connection: rubber cable - 2 x 1 mm²; length: 50 cm
- V pri: 230 Vac \pm 10%, 50-60 Hz
- secondary connection: silicon wire (170 °C) - 2 x 0.75 mm²; length: 30 cm
- V sec: 11.5 V, 35 kHz
- min. diameter: 55 mm
- flush-mounting height in false ceiling: min. 100 mm
- protection degree: IP65
- filament test at 850 °C
- ambient temperature: 50 °C; Tc: 80 °C
- class II devices: SELV (safety extra-low voltage)
- suitable for supplying power to class III fixtures
- suitable for flush-mounting in furniture
- suitable for normal combustible surfaces
- self-resetting, built-in protection against short-circuit, overload and overheating
- guarantee: 4 years

COMPLETE UNIT

320-00106 Pieces: 5 Complete unit

Electronic 105 W transformer, wire PRI and SEC, IP65

This universal dimmable electronic transformer (105 W) is used for the connection of low-voltage halogen lamps (12 V - SELV). This transformer is very compact and therefore very suitable for connection in small spaces. It has an IP65 protection degree, is dustfree and jetproof. The transformer is exceptionally suited for installation in damp rooms such as bathrooms and kitchens. The cables are fixed with resin. On the primary side, the transformer is equipped with a rubber cable. This cable can be connected to a mini-connection box (320-00210). This guarantees a quick and correct connection. The silicone wire on the secondary side is directly connected with a spotlight. CE marking, CEBC and ENEC approved.



- dimensions: 86 x 52 x 32 mm (HxWxD)
- weight: 200 g
- dimmable with phase control, reverse phase control and universal dimmers
- halogen lamps: 35-105 W
- primary connection: rubber cable - 2 x 1 mm²; length: 50 cm
- V pri: 230 Vac ± 10%, 50-60 Hz
- secondary connection: silicon wire (170 °C) - 2 x 1 mm²; length: 30 cm
- V sec: 11.5 V, 35 kHz
- min. diameter: 55 mm
- flush-mounting height in false ceiling: min. 100 mm
- protection degree: IP65
- filament test at 850 °C
- ambient temperature: 45 °C; Tc: 85 °C
- class II devices: SELV (safety extra-low voltage)
- suitable for supplying power to class III fixtures
- suitable for flush-mounting in furniture
- suitable for normal combustible surfaces
- self-resetting, built-in protection against short-circuit, overload and overheating
- guarantee: 4 years

COMPLETE UNIT

320-00107 Pieces: 5 Complete unit

Electronic 150 W transformer, wire PRI and SEC, IP65

This universal dimmable electronic transformer (150 W) is used for the connection of low-voltage halogen lamps (12 V - SELV). The transformer has an IP65 protection degree, is dustfree and jetproof. It is exceptionally suitable for installation in damp rooms such as bathrooms and kitchens. The cables are fixed with resin. On the primary side, the transformer is equipped with a rubber cable. This cable can be connected to a mini-connection box (320-00210), which guarantees a quick and correct connection. The silicone wire on the secondary side is directly connected with a spot light. CE marking and ENEC approved.



Replaces Niko article: 320-00108

- dimensions: H113 mm x W52 mm x D32 mm
- weight: 320 g
- dimmable with phase control, reverse phase control and universal dimmers
- halogen lamps: 35-150 W
- primary connection: rubber cable – 2x1 mm²; length: 50 cm
- V primary: 230 V~ ±10%; 50-60 Hz
- secondary connection: silicone wire (170 °C) – 2x1.5 mm²; length: 30 cm
- V secondary: 11.5 V – 35kHz
- min. diameter: 55 mm
- mounting height in false ceiling: min. 100 mm
- protection degree: IP65
- filament test 850 °C
- ambient temperature: 40 °C; Tc 80 °C
- class II devices: SELV (safety extra low voltage)
- suitable for the power supply of class III fixtures
- suitable for flush-mounting in furniture
- suitable for normal non-flammable surfaces
- self-restoring, built-in protection against short-circuiting, overloading and overheating
- warranty: 4 years

COMPLETE UNIT

320-00124 Pieces: 10 Complete unit



Compact electronic 70 W transformer, wire PRI and sec

This universal dimmable electronic transformer (70 W) is used for the connection of low-voltage halogen lamps (12 V - SELV). On the primary side, the transformer is equipped with a double insulated wire. This wire can be connected to a mini connection box (320-00210) which guarantees a quick and correct connection. The silicon wire on the secondary side can be directly connected to a spotlight. Both wires are on the side of the transformer for an easy installation. This transformer is very compact and therefore highly suitable for installations in small spaces. CE marking and ENEC approved.

- dimensions: 32 x 77 x 22 mm (HxWxD)
- weight: 80 g
- dimmable with phase control, reverse phase control and universal dimmers
- halogen lamps: 20-70 W
- primary connection: double insulated mains lead with cord end terminals (2 x 0.75 mm²; length: 30 cm)
- primary voltage: 230 Vac \pm 10%, 50-60 Hz
- secondary connection: silicone wire (170 °C) (2 x 0.75 mm²; length: 30 cm)
- secondary voltage: 11.5 V, 35 kHz
- min. diameter: 38 mm
- protection degree: IP20
- filament test at 850 °C
- ambient temperature: 50 °C; Tc: 80 °C
- class II devices: SELV (safety extra-low voltage)
- suitable for the power supply of class III fixtures
- suitable for flush-mounting in furniture
- suitable for normal non-flammable surfaces
- self-restoring, built-in protection against short-circuiting, overloading and overheating
- warranty: 4 years

COMPLETE UNIT

320-00121 Pieces: 10 Complete unit



Compact electronic 105 W transformer, wire PRI and SEC

This universal dimmable electronic transformer (105 W) is used for the connection of low-voltage halogen lamps (12 V - SELV). On the primary side, the transformer is equipped with a double insulated wire. This wire can be connected to a mini connection box (320-00210) which guarantees a quick and correct connection. The silicon wire on the secondary side can be directly connected to a spotlight. Both wires are on the side of the transformer for an easy installation. This transformer is very compact and therefore highly suitable for installations in small spaces. CE marking and ENEC approved.

- dimensions: 32 x 103 x 29 (HxWxD)
- weight: 125 g
- dimmable with phase control, reverse phase control and universal dimmers
- halogen lamps: 35-105 W
- primary connection: double insulated mains lead with cord end terminals (2 x 0.75 mm²; length: 30 cm)
- primary voltage: 230 Vac \pm 10%, 50-60 Hz
- secondary connection: silicone wire (170 °C) (2 x 1 mm²; length: 30 cm)
- secondary voltage: 11.5 V, 35 kHz
- min. diameter: 38 mm
- protection degree: IP20
- filament test at 850 °C
- ambient temperature: 45 °C; Tc: 75 °C
- class II devices: SELV (safety extra-low voltage)
- suitable for the power supply of class III fixtures
- suitable for flush-mounting in furniture
- suitable for normal non-flammable surfaces
- self-restoring, built-in protection against short-circuiting, overloading and overheating
- warranty: 4 years

COMPLETE UNIT

320-00122 Pieces: 10 Complete unit

Compact cast resin electronic 70 W transformer, wire PRI and sec

This universal dimmable electronic transformer (70 W) is used for the connection of low-voltage halogen lamps (12 V - SELV). The cables are fixed by means of resin. On the primary side, the transformer is equipped with a double insulated wire. This wire can be connected to a mini connection box (320-00210) which guarantees a quick and correct connection. The silicon wire on the secondary side can be directly connected to a spotlight. This transformer is very compact and therefore highly suitable for installations in small spaces. CE marking and ENEC approved.



- dimensions: 55 x 48.5 x 28.5 mm (HxWxD)
- weight: 140 g
- dimmable with phase control, reverse phase control and universal dimmers
- halogen lamps: 20-70 W
- primary connection: double insulated mains lead with cord end terminals (2 x 0.75 mm²; length: 30 cm)
- primary voltage: 230 Vac \pm 10%, 50-60 Hz
- secondary connection: silicon wire (170 °C) (2 x 0.75 mm²; length: 25 cm)
- secondary voltage: 11.5 V, 35 kHz
- min. diameter: 55 mm
- protection degree: IP20
- ambient temperature: 50 °C; Tc 80 °C
- class II devices: SELV (safety extra-low voltage)
- suitable for supplying power to class III fixtures
- suitable for flush-mounting in furniture
- suitable for normal combustible surfaces
- self-resetting, built-in protection against short-circuit, overload and overheating
- warranty: 4 years

COMPLETE UNIT

320-00131 Pieces: 10 Complete unit

Compact cast resin electronic 105 W transformer, PRI and sec wires

This universal dimmable electronic transformer (105 W) is used for the connection of low-voltage halogen lamps (12 V - SELV). The cables are fixed by means of resin. On the primary side, the transformer is equipped with a double insulated wire. This wire can be connected to a mini connection box (320-00210) which guarantees a quick and correct connection. The silicon wire on the secondary side can be directly connected to a spotlight. This transformer is very compact and therefore highly suitable for installations in small spaces. CE marking and ENEC approved.



- dimensions: 80 x 48.5 x 28.5 mm (HxWxD)
- weight: 200 g
- dimmable with phase control, reverse phase control and universal dimmers
- halogen lamps: 35-105 W
- primary connection: double insulated mains lead with cord end terminals (2 x 0.75 mm²; length: 30 cm)
- primary voltage: 230 Vac \pm 10%, 50-60 Hz
- secondary connection: silicon wire (170 °C) (2 x 0.75 mm²; length: 30 cm)
- secondary voltage: 11.5 V, 35 kHz
- min. diameter: 55 mm
- protection de gree: IP20
- ambient temperature: 50 °C; Tc: 80 °C
- class II devices: SELV (safety extra-low voltage)
- suitable for supplying power to class III fixtures
- suitable for flush-mounting in furniture
- suitable for normal combustible surfaces
- self-resetting, built-in protection against short-circuit, overload and overheating
- warranty: 4 years

COMPLETE UNIT

320-00130 Pieces: 10 Complete unit



Compact cast resin electronic 70 W transformer, wire PRI and SEC, round

This universal dimmable round electronic transformer (70 W) is used for the connection of low-voltage halogen lamps (12 V - SELV). The cables are fixed by means of resin. On the primary side, the transformer is equipped with a double insulated wire. This wire can be connected to a mini connection box (320-00210) which guarantees a quick and correct connection. The silicon wire on the secondary side can be directly connected to a spotlight. This transformer is very compact and, thanks to its round shape, can be easily concealed when working with spotlights. CE marking and ENEC approved.

- dimensions: 29 x 52.5 mm (HxD)
- weight: 125 g
- dimmable with phase control, reverse phase control and universal dimmers
- halogen lamps: 20-70 W
- primary connection: double insulated mains lead with cord end terminals (2 x 0.75 mm²; length: 30 cm)
- primary voltage: 230 Vac \pm 10%, 50-60 Hz
- secondary connection: silicon wire (170 °C) (2 x 0.75 mm²; length: 20 cm)
- secondary voltage: 11.5 V, 35 kHz
- min. diameter: 53 mm
- protection degree: IP20
- ambient temperature: 50 °C; Tc: 80 °C
- class II devices: SELV (safety extra-low voltage)
- suitable for supplying power to class III fixtures
- suitable for flush-mounting in furniture
- suitable for normal combustible surfaces
- self-resetting, built-in protection against short-circuit, overload and overheating
- warranty: 4 years

COMPLETE UNIT

320-00132 Pieces: 10 Complete unit



Compact cast resin electronic 70 W transformer, wire PRI and SEC, flat

This universal dimmable flat electronic transformer (70 W) is used for the connection of low-voltage halogen lamps (12 V - SELV). The cables are fixed by means of resin. On the primary side, the transformer is equipped with a double insulated wire. This wire can be connected to a mini connection box (320-00210) which guarantees a quick and correct connection. The silicon wire on the secondary side can be directly connected to a spotlight. This transformer is very compact and, thanks to its shape, is highly suitable for installation in small spaces. CE marking.

- dimensions: 29 x 103 x 21.5 mm (HxWxD)
- weight: 120 g
- dimmable with phase control, reverse phase control and universal dimmers
- halogen lamps: 20-70 W
- primary connection: double insulated mains lead with cord end terminals (2 x 0.75 mm²; length: 30 cm)
- primary voltage: 230 Vac \pm 10%, 50-60 Hz
- secondary connection: silicon wire (170 °C) (2 x 0.75 mm²; length: 30 cm)
- secondary voltage: 11.5 V, 35 kHz
- minimum diameter: 38 mm
- protection degree: IP20
- ambient temperature: 50 °C; Tc: 80 °C
- class II devices: SELV (safety extra-low voltage)
- suitable for supplying power to class III fixtures
- suitable for flush-mounting in furniture
- suitable for normal combustible surfaces
- self-resetting, built-in protection against short-circuit, overload and overheating
- warranty: 4 years

COMPLETE UNIT

320-00133 Pieces: 10 Complete unit

Compact cast resin electronic 105 W transformer, wire PRI and SEC, flat

This universal dimmable flat electronic transformer (105 W) is used for the connection of low-voltage halogen lamps (12 V - SELV). The cables are fixed by means of resin. On the primary side, the transformer is equipped with a double insulated wire. This wire can be connected to a mini connection box (320-00210) which guarantees a quick and correct connection. The silicon wire on the secondary side can be directly connected to a spotlight. This transformer is very compact and, thanks to its shape, is highly suitable for installation in small spaces. CE marking.



- dimensions: 29 x 103 x 21.5 mm (HxWxD)
- weight: 140 g
- dimmable with phase control, reverse phase control and universal dimmers
- halogen lamps: 35-105 W
- primary connection: double insulated mains lead with cord end terminals (2 x 0.75 mm²; length: 30 cm)
- primary voltage: 230 Vac \pm 10%, 50-60 Hz
- secondary connection: silicon wire (170 °C) (2 x 0.75 mm²; length: 30 cm)
- secondary voltage: 11.5 V, 35 kHz
- min. diameter: 38 mm
- protection degree: IP20
- ambient temperature: 45 °C; Tc: 85 °C
- class II devices: SELV (safety extra-low voltage)
- suitable for supplying power to class III fixtures
- suitable for flush-mounting in furniture
- suitable for normal combustible surfaces
- self-resetting, built-in protection against short-circuit, overload and overheating
- warranty: 4 years

COMPLETE UNIT

320-00134 Pieces: 10 Complete unit

Compact cast resin electronic 70 W transformer, wire PRI and SEC, cylindrical

This universal dimmable electronic transformer (70 W) is used for the connection of low-voltage halogen lamps (12 V - SELV). The cables are fixed by means of resin. On the primary side, the transformer is equipped with a double insulated wire. This wire can be connected to a mini connection box (320-00210) which guarantees a quick and correct connection. The silicon wire on the secondary side can be directly connected to a spotlight. This transformer is very compact and, thanks to its shape, is highly suitable for installation in small spaces. CE marking and ENEC approved.



- dimensions: 90 x 39.5 x 29.5 mm (HxWxD)
- weight: 150 g
- dimmable with phase control, reverse phase control and universal dimmers
- halogen lamps: 20-70 W
- primary connection: double insulated mains lead with cord end terminals (2 x 0.75 mm²; length: 30 cm)
- primary voltage: 230 Vac \pm 10%, 50-60 Hz
- secondary connection: silicon wire (170 °C) (2 x 0.75 mm²; length: 25 cm)
- secondary voltage: 11.5 V, 35 kHz
- min. diameter: 38 mm
- protection degree: IP20
- ambient temperature: 50 °C; Tc: 80 °C
- class II devices: SELV (safety extra-low voltage)
- suitable for supplying power to class III fixtures
- suitable for flush-mounting in furniture
- suitable for normal combustible surfaces
- self-resetting, built-in protection against short-circuit, overload and overheating
- warranty: 4 years

COMPLETE UNIT

320-00135 Pieces: 10 Complete unit



Electronic 70 W transformer, plug PRI and wire sec

This universal dimmable electronic transformer (70 W) is used for the connection of low-voltage halogen lamps (12 V - SELV). This transformer is very compact and therefore very suitable for connection in small spaces. The cables are fixed with resin. Thanks to the Euro plug, this transformer can be very easily connected to a socket outlet. The silicone wire on the secondary side is directly connected with a spot light. CE marking; CEBEC and ENEC approved.

- dimensions: 86 x 52 x 32 mm (HxWxD)
- weight: 220 g
- dimmable with phase control, reverse phase control and universal dimmers
- halogen lamps: 20-70 W
- primary connection: double-insulated mains lead with Euro plug - 2 x 0.75 mm²; length: 2 m
- V pri: 230 V, 50 Hz
- secondary connection: silicone wire (170 °C) - 2 x 0.75 mm²; length: 30 cm
- V sec: 11.5 V, 35 kHz
- min. diameter: 55 mm
- flush-mounting height in false ceiling: min. 100 mm
- protection degree: IP40
- filament test at 850 °C
- ambient temperature: 50 °C; Tc: 80 °C
- class II devices: SELV (safety extra-low voltage)
- suitable for supplying power to class III fixtures
- suitable for flush-mounting in furniture
- suitable for normal combustible surfaces
- self-resetting, built-in protection against short-circuit, overload and overheating
- guarantee: 4 years

COMPLETE UNIT

320-00111 Pieces: 5 Complete unit



Electronic 105 W transformer, plug PRI and wire sec

This universal dimmable electronic transformer (105 W) is used for the connection of low-voltage halogen lamps (12 V - SELV). This transformer is very compact and therefore very suitable for connection in small spaces. The cables are fixed with resin. Thanks to the euro plug, this transformer can be very easily connected to a socket outlet. The silicone wire on the secondary side is directly connected with a spot light. CE marking and ENEC approved.

- dimensions: 116 x 52 x 32 mm (HxWxD)
- weight: 300 g
- dimmable with phase control, reverse phase control and universal dimmers
- halogen lamps: 20-105 W
- primary connection: double-insulated mains lead with euro plug - 2 x 0.75 mm²; length: 2 m
- V pri: 230 Vac ± 10%, 50-60 Hz
- secondary connection: silicon wire (170 °C) - 2 x 1 mm²; length: 30 cm
- V sec: 11.5 V - 35 kHz
- min. diameter: 55 mm
- flush-mounting height in false ceiling: min. 100 mm
- protection degree: IP40
- filament test at 850 °C
- ambient temperature: 45 °C; Tc: 85 °C
- class II devices: SELV (safety extra-low voltage)
- suitable for supplying power to class III fixtures
- suitable for flush-mounting in furniture
- suitable for normal combustible surfaces
- self-resetting, built-in protection against short-circuit, overload and overheating
- guarantee: 4 years

COMPLETE UNIT

320-00112 Pieces: 5 Complete unit

Electronic 150 W transformer, plug PRI and wire sec

This universal dimmable electronic transformer (150 W) is used for the connection of low-voltage halogen lamps (12 V - SELV). Thanks to the euro plug, this transformer can be very easily connected to a socket outlet. The silicone wire on the secondary side is directly connected with a spot light. CE marking and ENEC approved.

Replaces Niko article: 320-00113



- dimensions: 113 x 52 x 32 mm (HxWxD)
- weight: 320 g
- dimmable with phase control, reverse phase control and universal dimmers
- halogen lamps: 35-150 W
- primary connection: double insulated mains lead with euro plug - 2 x 0.75 mm²; length: 2 m
- V primary: 230 Vac \pm 10%, 50-60 Hz
- secondary connection: silicone wire (170 °C) - 2 x 1.5 mm²; length: 30 cm
- V secondary: 11.5 V - 35 kHz
- min. diameter: 55 mm
- mounting height in false ceiling: min. 100 mm
- protection degree: IP40
- filament test at 850 °C
- ambient temperature: 40 °C; Tc: 80 °C
- class II devices: SELV (safety extra low voltage)
- suitable for the power supply of class III fixtures
- suitable for flush-mounting in furniture
- suitable for normal non-flammable surfaces
- self-restoring, built-in protection against short-circuiting, overloading and overheating
- warranty: 4 years

COMPLETE UNIT

320-00125 Pieces: 10 Complete unit

Electronic 70 W transformer, plug PRI and Q distribution block sec

This universal dimmable electronic transformer (70 W) is used for the connection of low-voltage halogen lamps (12 V - SELV). This transformer is very compact and therefore very suitable for connection in small spaces. The cables are fixed with resin. Thanks to the euro plug, this transformer can be very easily connected to a socket outlet. The Q-distribution block plug on the secondary side ensures quick, multiple distribution. The accompanying cords (320-00206, 320-00207 or 320-00208) must be ordered separately. CE marking, CEBEC and ENEC approved.



- dimensions: 86 x 52 x 32 mm (HxWxD)
- weight: 220 g
- dimmable with phase control, reverse phase control and universal dimmers
- halogen lamps: 20-70 W
- primary connection: double-insulated mains lead with euro plug - 2 x 0.75 mm²; length: 2 m
- V pri: 230 Vac \pm 10%, 50-60 Hz
- secondary connection: Q distribution block - 6 outputs; length: 20 cm
- V sec: 11.5 V - 35 kHz
- min. diameter: 55 mm
- flush-mounting height in false ceiling: min. 100 mm
- protection degree: IP20
- filament test at 850 °C
- ambient temperature: 50 °C; Tc: 80 °C
- class II devices: SELV (safety extra-low voltage)
- suitable for supplying power to class III fixtures
- suitable for flush-mounting in furniture
- suitable for normal combustible surfaces
- self-resetting, built-in protection against short-circuit, overload and overheating
- guarantee: 4 years

COMPLETE UNIT

320-00114 Pieces: 5 Complete unit



Electronic 105 W transformer, plug PRI and Q distribution block sec

This universal dimmable electronic transformer (105 W) is used for the connection of low-voltage halogen lamps (12 V - SELV). This transformer is very compact and therefore very suitable for connection in small spaces. The cables are fixed with resin. Thanks to the euro plug, this transformer can be very easily connected to a socket outlet. The Q-distribution block plug on the secondary side ensures quick, multiple distribution. The accompanying cords (320-00206, 320-00207 or 320-00208) must be ordered separately. CE marking, CEBEC and ENEC approved.

- dimensions: 116 x 52 x 32 mm (HxWxD)
- weight: 310 g
- dimmable with phase control, reverse phase control and universal dimmers
- halogen lamps: 20-105 W
- primary connection: double-insulated mains lead with euro plug - 2 x 0.75 mm²; length: 2 m
- V pri: 230 Vac \pm 10%, 50-60 Hz
- secondary connection: Q distribution block - 6 outputs; length: 20 cm
- V sec: 11.5 V - 35 kHz
- min. diameter: 55 mm
- flush-mounting height in false ceiling: min. 100 mm
- protection degree: IP20
- filament test at 850 °C
- ambient temperature: 45 °C; Tc: 85 °C
- class II devices: SELV (safety extra-low voltage)
- suitable for supplying power to class III fixtures
- suitable for flush-mounting in furniture
- suitable for normal combustible surfaces
- self-resetting, built-in protection against short-circuit, overload and overheating
- guarantee: 4 years

COMPLETE UNIT

320-00115 Pieces: 5 Complete unit



Electronic 150 W transformer, plug PRI and Q distribution block sec

This universal dimmable electronic transformer (150 W) is used for the connection of low-voltage halogen lamps (12 V - SELV). Thanks to the euro plug, this transformer can be very easily connected to a socket outlet. The Q-distribution block on the secondary side ensures quick, multiple distribution. The accompanying cords (320-00206, 320-00207 or 320-00208) must be ordered separately. CE marking and ENEC approved.

Replaces Niko article: 320-00116

- dimensions: 113 x 52 x 32 mm (HxWxD)
- weight: 320 g
- dimmable with phase control, reverse phase control and universal dimmers
- halogen lamps: 35-150 W
- primary connection: double insulated mains lead with euro plug - 2 x 0.75 mm²; length: 2 m
- V primary: 230 Vac \pm 10%, 50-60 Hz
- secondary connection: Q-distribution block - 6 outputs; length: 20 cm
- V secondary: 11.5 V - 35 kHz
- min. diameter: 55 mm
- mounting height in false ceiling: min. 100 mm
- protection degree: IP40
- filament test at 850 °C
- ambient temperature: 40 °C; Tc: 80 °C
- class II devices; SELV (safety extra-low voltage)
- suitable for the power supply of class III fixtures
- suitable for flush-mounting in furniture
- suitable for normal non-flammable surfaces
- self-restoring, built-in protection against short-circuiting, overloading and overheating
- warranty: 4 years

COMPLETE UNIT

320-00126 Pieces: 10 Complete unit

Electronic 70 W transformer, three-pole plug-in connector PRI and wire sec

This universal dimmable electronic transformer (70 W) is used for the connection of low-voltage halogen lamps (12 V - SELV). This transformer is very compact and therefore very suitable for connection in small spaces. The cables are fixed with resin. On the primary side, the transformer is equipped with a three-pole plug-in connector. The silicone wire on the secondary side is directly connected with a spot light. CE marking, CEBEC and ENEC approved.



- dimensions: 86 x 52 x 32 mm (HxWxD)
- weight: 230 g
- dimmable with phase control, reverse phase control and universal dimmers
- halogen lamps: 20-70 W
- primary connection: double-insulated, round mains lead with three-pole plug-in connector; length: 1 m
- V pri: 230 Vac \pm 10%, 50-60 Hz
- secondary connection: silicon wire (170 °C) - 2 x 0.75 mm²; length: 30 cm
- V sec: 11.5 V - 35 kHz
- min. diameter: 55 mm
- flush-mounting height in false ceiling: min. 100 mm
- protection degree: IP40
- filament test at 850 °C
- class II devices: SELV (safety extra-low voltage)
- suitable for supplying power to class III fixtures
- suitable for flush-mounting in furniture
- suitable for normal combustible surfaces
- self-resetting, built-in protection against short-circuit, overload and overheating
- guarantee: 4 years

COMPLETE UNIT

320-00117 Pieces: 5 Complete unit

Electronic 105 W transformer, three-pole plug-in connector PRI and Q distribution block sec

This universal dimmable electronic transformer (105 W) is used for the connection of low-voltage halogen lamps (12 V - SELV). This transformer is very compact and therefore very suitable for connection in small spaces. The cables are fixed with resin. On the primary side, the transformer is equipped with a three-pole plug-in terminal. The Q-distribution block plug on the secondary side ensures quick, multiple distribution. The accompanying cords (320-00206, 320-00207 or 320-00208) must be ordered separately. CE marking, CEBEC and ENEC approved.



- dimensions: 116 x 52 x 32 mm (HxWxD)
- weight: 310 g
- dimmable with phase control, reverse phase control and universal dimmers
- halogen lamps: 20-105 W
- primary connection: double-insulated, round mains lead with three-pole plug-in terminal; length: 1 m
- V pri: 230 Vac \pm 10%, 50-60 Hz
- secondary connection: Q distribution block - 6 outputs; length: 20 cm
- V sec: 11.5 V - 35 kHz
- min. diameter: 55 mm
- flush-mounting height in false ceiling: min. 100 mm
- protection degree: IP20
- filament test at 850 °C
- class II devices: SELV (safety extra-low voltage)
- suitable for supplying power to class III fixtures
- suitable for flush-mounting in furniture
- suitable for normal combustible surfaces
- self-resetting, built-in protection against short-circuit, overload and overheating
- guarantee: 4 years

COMPLETE UNIT

320-00119 Pieces: 5 Complete unit



Electronic 150 W transformer, three-pole plug-in connector PRI and Q distribution block sec

This universal dimmable electronic transformer (150 W) is used for the connection of low-voltage halogen lamps (12 V - SELV). On the primary side, the transformer is equipped with a three-pole plug-in terminal. The Q-distribution block on the secondary side ensures quick, multiple distribution. The accompanying cords (320-00206, 320-00207 or 320-00208) must be ordered separately. CE marking and ENEC approved.

Replaces Niko article: 320-00120

- dimensions: 113 x 52 x 32 mm (HxWxD)
- weight: 320 g
- dimmable with phase control, reverse phase control and universal dimmers
- halogen lamps: 35-150 W
- primary connection: double insulated mains lead with three-pole plug-in terminal; length: 1 m
- V primary: 230 Vac $\pm 10\%$, 50-60 Hz
- secondary connection: Q-distribution block - 6 outputs; length: 20 cm
- V secondary: 11.5 V - 35 kHz
- min. diameter: 55 mm
- mounting height in false ceiling: min. 100 mm
- protection degree: IP20
- filament test at 850 °C
- ambient temperature: 40 °C; Tc: 80 °C
- class II devices: SELV (safety extra-low voltage)
- suitable for the power supply of class III fixtures
- suitable for flush-mounting in furniture
- suitable for normal non-flammable surfaces
- self-restoring, built-in protection against short-circuiting, overloading and overheating
- warranty: 4 years

COMPLETE UNIT

320-00127 Pieces: 10 Complete unit



IP68 kit

The IP68 kit is the waterproof solution for all halogen applications. The kit contains:

- an electronic 105 W transformer, terminal PRI and SEC (320-00104),
- a casting pot,
- a sack of resin,
- a convenient box with a holder for the casting pot.

COMPLETE UNIT

320-00128 Pieces: 1 Compete unit



Mini connection box with terminals (3 x 6 mm²)

ACCESSORIES

320-00210 Pieces: 25 Complete unit



Flat pvc cord with double-insulated wire, 1.5 m

Flat PVC cord with double-insulated wire; length: 1.5 m. Equipped on one side with a Q-distribution block plug.

COMPLETE UNIT



320-00206 Pieces: 25 Complete unit



Silicon-insulated twin wire (170° C), 1.5 m

silicon-insulated twin wire (170 °C); length: 1.5 m. Equipped with a Q-distribution block plug on one side.

COMPLETE UNIT



320-00207 Pieces: 25 Complete unit

Teflon-insulated wire with halogen lamp holder (g4.0-6.35), 1.5 m

Teflon-insulated wire; length: 1.5 m. Equipped with a Q distribution block plug on one side and with a halogen lamp holder (G4.0-6.35.) on the other side.

**COMPLETE UNIT****320-00208**

Pieces: 25

Complete unit

Filter

This filter can be connected in series with a rotary dimmer for inductive loads to prevent humming.

- dimensions: 58 x 72 x 44 mm (HxWxD)
- weight: 400 g
- equipped with a screw terminal (2.5 mm²)

**COMPLETE UNIT****320-00209**

Pieces: 4

Complete unit

Ferromagnetic 35 W transformer with wire output, IP40

This ferromagnetic transformer (35 W) is used for the connection of low-voltage lamps (12 V - SELV). On the primary side, the transformer is equipped with a double-insulated wire with cord end terminals that can be connected to a mini-connection box (320-00210). This guarantees a quick and correct connection. The silicone wire on the secondary side is directly connected with a spotlight. CE marking, CEBEC and ENEC approved. In compliance with the safety directive EN60669-2-1.

- dimensions: 45 x 76 x 59 mm (HxWxD)
- weight: 750 g
- dimmable with phase control and universal dimmers
- maximum output power: 35 W
- primary connection: double-insulated wire with cord end terminals - 2 x 0.75 mm²; length: 30 cm
- V primary: 230 V, 50 Hz
- secondary connection: teflon wire (170 °C) - 2 x 0.75 mm²; length: 30 cm
- V secondary: 11.5 V
- min. diameter: 63.5 mm
- protection degree: IP40
- ambient temperature: 25 °C
- class II devices: SELV (safety extra-low voltage)
- suitable for supplying power to class III fixtures
- suitable for flush-mounting in furniture
- integrated thermal protection
- resettable protection against short-circuit, overload and overheating (interrupt power to reactivate the protection)
- guarantee: 4 years

**COMPLETE UNIT****320-00001**

Pieces: 10

Complete unit

Ferromagnetic 35 W transformer with terminal connections

This ferromagnetic transformer (35 W) is used for the connection of low-voltage halogen lamps (12 V - SELV). Both the primary and the secondary side of the transformer are equipped with two screw terminals for wire with a diameter of 6 mm². CE marking; CEBEC and ENEC approved.

- dimensions: 36 x 182 x 41 mm (HxWxD)
- weight: 1 kg
- dimmable with phase control and universal dimmers
- halogen lamps: 35 W
- primary connection: 2 screw terminals of 6 mm²
- V primary: 230 V, 50 Hz
- secondary connection: 2 screw terminals of 6 mm²
- V secondary: 11.5 V
- min. diameter: 55 mm
- protection degree: IP20
- ambient temperature: 25 °C
- class II devices: SELV (safety extra-low voltage)
- suitable for supplying power to class III fixtures
- suitable for flush-mounting in furniture
- integrated thermal protection
- resettable protection against short-circuit, overload and overheating (interrupt power to reactivate the protection)
- guarantee: 4 years

**COMPLETE UNIT****320-00002**

Pieces: 10

Complete unit



Short circuit-resistant ferromagnetic 105 W block transformer (terminal connections)

This short circuit-resistant ferromagnetic transformer (105 W) is used for the connection of halogen lamps (12 V - SELV). The transformer is equipped with a built-in, resettable protection. On the primary side, the transformer is equipped with two screw terminals and on the secondary side with four screw terminals for wire with a diameter of 4 mm². Incl. attachment brackets. CE marking. Complies with the EN 61558-2-6 safety standard.

- dimensions: 119 x 85.5 x 72 mm (HxWxD)
- weight: 1.9 kg
- dimmable with phase control and universal dimmers
- maximum output power: 105 W
- primary connection: 2 screw terminals of 4 mm²
- V primary: 230 V, 50 Hz
- secondary connection: 4 screw terminals of 4 mm²
- V secondary: 11.6 V
- protection degree: IP20
- ambient temperature: 25 °C
- class II devices: SELV (safety extra-low voltage)
- suitable for supplying power to class III fixtures
- resettable protection against short-circuit, overload and overheating (interrupt power to reactivate the protection)
- guarantee: 4 years

COMPLETE UNIT

320-00003 Pieces: 1 Complete unit



Short circuit-resistant ferromagnetic 150 W block transformer (terminal connections)

This short circuit-resistant ferromagnetic transformer (150 W) is used for the connection of low-voltage lamps (12 V - SELV). The transformer is equipped with a built-in, resettable protection. On the primary and secondary side, the transformer is equipped with two screw terminals for wire with a diameter of 4 mm². Incl. attachment brackets. CE marking. Complies with the EN 61558-2-6 safety standard.

- dimensions: 133 x 95 x 80 mm (HxWxD)
- weight: 2.7 kg
- dimmable with phase control and universal dimmers
- maximum output power: 150 W
- primary connection: 2 screw terminals of 4 mm²
- V primary: 230 V, 50 Hz
- secondary connection: 2 screw terminals of 4 mm²
- V secondary: 11.6 V
- protection degree: IP20
- ambient temperature: 25 °C
- class II devices: SELV (safety extra-low voltage), obligatory for class III fixtures
- built-in protection against short-circuiting and overloading, manually self-restoring by pushing on top button
- warranty: 4 years

COMPLETE UNIT

320-00010 Pieces: 1 Complete unit



Short circuit-resistant ferromagnetic 200 W block transformer (terminal connections)

This short circuit-resistant ferromagnetic transformer (200 W) is used for the connection of low-voltage lamps (12 V - SELV). The transformer is equipped with a built-in, resettable protection. On the primary and secondary side, the transformer is equipped with two screw terminals for wire with a diameter of 4 mm². Incl. attachment brackets. CE marking. Complies with the EN 61558-2-6 safety standard.

- dimensions: 142 x 107 x 90 mm (HxWxD)
- weight: 3.7 kg
- dimmable with phase control and universal dimmers
- maximum output power: 200 W
- primary connection: 2 screw terminals of 4 mm²
- V primary: 230 V, 50 Hz
- secondary connection: 2 screw terminals of 4 mm²
- V secondary: 11.6 V
- protection degree: IP20
- ambient temperature: 25 °C
- class II devices: SELV (safety extra-low voltage), obligatory for class III fixtures
- built-in protection against short-circuiting and overloading, manually self-restoring by pushing on top button
- warranty: 4 years

COMPLETE UNIT

320-00011 Pieces: 1 Complete unit

Short circuit-resistant ferromagnetic 300 W block transformer (terminal connections)

This short circuit-resistant ferromagnetic transformer (300 W) is used for the connection of low-voltage lamps (12 V - SELV). The transformer is equipped with a built-in, resettable protection. On the primary and secondary side, the transformer is equipped with two screw terminals for wire with a diameter of 6 mm². CE marking. Complies with the EN 61558-2-6 safety standard.



- dimensions: 160 x 135 x 115 mm (HxWxD)
- weight: 6.3 kg
- dimmable with phase control and universal dimmers
- maximum output power: 300 W
- primary connection: 2 screw terminals of 6 mm²
- V primary: 230 V, 50 Hz
- secondary connection: 2 screw terminals of 6 mm²
- V secondary: 11.6 V
- protection degree: IP20
- ambient temperature: 25 °C
- class II devices: SELV (safety extra-low voltage), obligatory for class III fixtures
- built-in protection against short-circuiting and overloading, manually self-restoring by pushing on top button
- warranty: 4 years

COMPLETE UNIT

320-00012 Pieces: 1 Complete unit

Short circuit-resistant ferromagnetic 400 W block transformer (terminal connections)

This short-circuit resistant ferromagnetic transformer (400 W) is used for the connection of low-voltage lamps (12 V - SELV). The transformer is equipped with a built-in retrievable protection. The primary side of the transformer has two screw terminals, the secondary side four screw terminals for a wire with a diameter of 6 mm². The outputs may not be connected in parallel. CE marked. Complies with the safety standard EN61558-2-6.



- dimensions: 190 x 165 x 120 mm (HxWxD)
- weight: 8.8 kg
- dimmable with phase control and universal dimmers
- maximum output power: 1 x 400 W or 2 x 200 W
- primary connection: 2 screw terminals (6 mm²)
- V primary: 230 V, 50 Hz
- secondary connection: 4 screw terminals (6 mm²)
- V secondary: 11.6 V
- protection degree: IP20
- ambient temperature: 25 °C
- class II devices: SELV (safety extra-low voltage), obligatory for class III fixtures
- built-in protection against short-circuiting and overloading, manually self-restoring by pushing on top button
- warranty: 4 years

COMPLETE UNIT

320-00013 Pieces: 1 Complete unit

Ferromagnetic 150 W block transformer (terminal connections)

This ferromagnetic transformer (150 W) is used for the connection of low-voltage lamps (12 V - SELV). On the primary side, the transformer is equipped with two screw terminals and on the secondary side with four screw terminals for wire with a diameter of 4 mm². Incl. attachment brackets. CE marking. Complies with the EN 61558-2-6 safety standard.



- dimensions: 133 x 95 x 80 mm (HxWxD)
- weight: 2.7 kg
- dimmable with phase control and universal dimmers
- maximum output power: 150 W
- primary connection: 2 screw terminals of 4 mm²
- V primary: 230 V, 50 Hz
- secondary connection: 4 screw terminals of 4 mm²
- V secondary: 11.6 V
- protection degree: IP20
- ambient temperature: 25 °C
- class II devices: SELV (safety extra-low voltage)
- suitable for supplying power to class III fixtures
- guarantee: 4 years

COMPLETE UNIT

320-00004 Pieces: 1 Complete unit



Ferromagnetic 200 W block transformer (terminal connections)

This ferromagnetic transformer (200 W) is used for the connection of low-voltage lamps (12 V - SELV). On the primary side, the transformer is equipped with two screw terminals and on the secondary side with four screw terminals for wire with a diameter of 4 mm². Incl. attachment brackets. CE marking. Complies with the EN 61558-2-6 safety standard.

- dimensions: 142 x 107 x 90 mm (HxWxD)
- weight: 3.7 kg
- dimmable with phase control and universal dimmers
- maximum output power: 200 W
- primary connection: 2 screw terminals of 4 mm²
- V primary: 230 V, 50 Hz
- secondary connection: 4 screw terminals of 4 mm²
- V secondary: 11.6 V
- protection degree: IP20
- ambient temperature: 25 °C
- class II devices: SELV (safety extra-low voltage)
- suitable for supplying power to class III fixtures
- guarantee: 4 years

COMPLETE UNIT

320-00005 Pieces: 1 Complete unit



Ferromagnetic 300 W block transformer (terminal connections)

This ferromagnetic transformer (300 W) is used for the connection of low-voltage lamps (12 V - SELV). On the primary side, the transformer is equipped with two screw terminals for wire with a diameter of 6 mm²; on the secondary side with four screw terminals for wire with a diameter of 6 mm². CE marking. Complies with the EN 61558-2-6 safety standard.

- dimensions: 160 x 135 x 115 mm (HxWxD)
- weight: 6.3 kg
- dimmable with phase control and universal dimmers
- maximum output power: 300 W
- primary connection: 2 screw terminals of 6 mm²
- V primary: 230 V, 50 Hz
- secondary connection: 4 screw terminals of 6 mm²
- V secondary: 11.6 V
- protection degree: IP20
- ambient temperature: 25 °C
- class II devices: SELV (safety extra-low voltage)
- suitable for supplying power to class III fixtures
- guarantee: 4 years

COMPLETE UNIT

320-00006 Pieces: 1 Complete unit



Ferromagnetic 400 W block transformer (terminal connections)

This ferromagnetic transformer (400 W) is used for the connection of low-voltage lamps (12 V - SELV). On the primary side, the transformer is equipped with two screw terminals for wire with a diameter of 6 mm²; on the secondary side with four screw terminals for wire with a diameter of 6 mm². CE marking. Complies with the EN 61558-2-6 safety standard.

- dimensions: 190 x 165 x 120 mm (HxWxD)
- weight: 8.7 kg
- dimmable with phase control and universal dimmers
- maximum output power: 400 W
- primary connection: 2 screw terminals of 6 mm²
- V primary: 230 V, 50 Hz
- secondary connection: 4 screw terminals of 6 mm²
- V secondary: 11.6 V
- protection degree: IP20
- ambient temperature: 25 °C
- class II devices: SELV (safety extra-low voltage)
- suitable for supplying power to class III fixtures
- guarantee: 4 years

COMPLETE UNIT

320-00007 Pieces: 1 Complete unit



Fuse box for 150 W block transformer

The fuse box can be used for secondary protection in combination with a 150 W block transformer (320-00004).

- input: 1 x 11.6 V; length: 0.4 m
- output: 3 x max. 50 W/12 V
- protection: 3 x 5 A/T

COMPLETE UNIT

320-00201 Pieces: 5 Complete unit

Fuse box for 200 W block transformer

The fuse box can be used for secondary protection in combination with a 200 W block transformer (320-00005).

- input: 2 x 11.6 V; length: 0.4 m
- protection: 4 x 5 A/T
- output: 4 x max. 50 W/12 V



COMPLETE UNIT

320-00202 Pieces: 5 Complete unit

Fuse box for 300 W block transformer

The fuse box can be used for secondary protection in combination with a 300 W block transformer (320-00006).

- input: 2 x 11.6 V; length: 0.4 m
- protection: 6 x 5 A/T
- output: 6 x max. 50 W/12 V




COMPLETE UNIT

320-00203 Pieces: 5 Complete unit





Access control



Video kit with 1 hands-free internal unit, surface-mounting

This video kit contains:

- one surface-mounting compact aluminium external video unit with one bell push button (10-161)
- one internal video unit for surface mounting with colour screen and touch control (10-570)
- one video power supply (10-806)

The external unit is equipped with an adjustable microphone and loudspeaker and text field for personalisation, only illuminated in the dark. The colour camera is equipped with infrared LEDs for a better visibility at night. The compact white internal unit offers outstanding image and sound quality and allows hands-free communication with the visitor. The internal unit is equipped with flat touch-sensitive buttons, which enhances its styling and ease-of-maintenance. The door lock can be directly connected to the power supply. The kit is pre-programmed so that all you have to do is connect it.


The kit can be expanded with:

- one internal video unit (10-570 or 10-571) and a modular splitter 2 (10-824-01) or three internal audio units (10-525 or 10-505)
- one external audio unit
- one DIN rail relay (10-831) for controlling an extra gate or enclosure
- one table-top support (10-567) for the internal video unit.

COMPLETE UNIT


10-060

Pieces: 1



Video kit with 2 hands-free internal units, surface-mounting

This video kit contains:

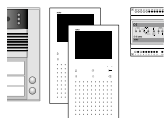
- one surface-mounting compact aluminium external video unit with two bell push buttons (10-162)
- two internal video units for surface mounting with colour screen and touch control (10-570)
- one video power supply (10-806)

The external unit is equipped with an adjustable microphone and loudspeaker and text field for personalisation, only illuminated in the dark. The colour camera is equipped with infrared LEDs for a better visibility at night. The compact white internal units offer outstanding image and sound quality and allow hands-free communication with the visitor. The internal units are equipped with flat touch-sensitive buttons, which enhances its styling and ease-of-maintenance. The door lock can be directly connected to the power supply. The kit is pre-programmed so that all you have to do is connect it.

The kit can be expanded with:

- two internal video units (10-570, 10-571 or 10-575) and a modular splitter 2 (10-824-01) or three internal audio units (10-525 or 10-505)
- one external audio unit
- one DIN rail relay (10-831) for controlling an extra gate or enclosure
- two table-top supports (10-567) for the internal video units

COMPLETE UNIT

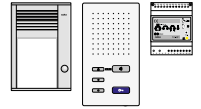

10-070

Pieces: 1

Audio kit with 1 hands-free internal unit, surface-mounting

This audio kit with two-wire technology consists of:

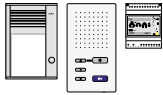
- one surface-mounting external audio unit with one bell push button (10-151)
- one compact internal audio unit for surface mounting (10-525)
- one power supply 20 (10-801)



The external unit is equipped with an adjustable microphone and loudspeaker and illuminated text field for personalisation. The ring volume can be adjusted and switched on and off on the internal unit. The communication with the external unit is hands-free. The door lock can be directly connected to the power supply. The kit is pre-programmed so that all you have to do is connect it.

The kit can be expanded with:

- one internal audio unit (10-525) or one compact intercom for surface mounting (10-505)
- one external audio unit
- one DIN rail relay (10-831) for controlling an extra gate or enclosure
- one table-top support (10-519) for the internal audio unit

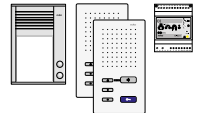
COMPLETE UNIT**10-010**

Pieces: 1

Audio kit with 2 hands-free internal units, surface-mounting

This audio kit with two-wire technology consists of:

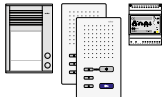
- one surface-mounting external audio unit with two bell push buttons (10-152)
- two compact internal audio units for surface mounting (10-525)
- a power supply 20 (10-801)



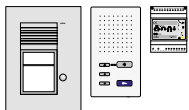
The external unit is equipped with an adjustable microphone and loudspeaker and illuminated text field for personalisation. The ring volume can be adjusted and switched on and off on the internal units. The communication with the external unit is hands-free. The door lock can be directly connected to the power supply. The kit is pre-programmed so that all you have to do is connect it.

The kit can be expanded with:

- two internal audio units (10-525) or two compact intercoms for surface mounting (10-505)
- one external audio unit
- one DIN rail relay (10-831) for controlling an extra gate or enclosure
- two table-top supports (10-519) for the internal audio units

COMPLETE UNIT**10-050**

Pieces: 1



Audio kit with 1 hands-free internal unit, flush-mounting

This audio kit with two-wire technology consists of:

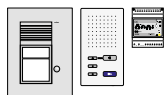
- one flush-mounting external audio unit with one bell push button (10-201)
- one compact internal audio unit for surface mounting (10-525)
- a power supply 20 (10-801)

The external unit is equipped with an adjustable microphone and loudspeaker and illuminated text field for personalisation. The ring volume can be adjusted and switched on and off on the internal unit. The communication with the external unit is hands-free. The door lock can be directly connected to the power supply. The kit is pre-programmed so that all you have to do is connect it.

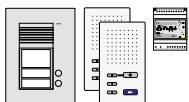
The kit can be expanded with:

- one internal audio unit (10-525) or one compact intercom for surface mounting (10-505)
- one external audio unit
- one DIN rail relay (10-831) for controlling an extra gate or enclosure
- one table-top support (10-519) for the internal audio unit

COMPLETE UNIT


10-080

Pieces: 1



Audio kit with 2 hands-free internal units, flush-mounting

This audio kit with two-wire technology consists of:

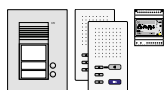
- one flush-mounting external audio unit with two bell push buttons (10-202)
- two compact internal audio units for surface mounting (10-525)
- one power supply 20 (10-801)

The external unit is equipped with an adjustable microphone and loudspeaker and illuminated text field for personalisation. The ring volume can be adjusted and switched on and off on the internal units. The communication with the external unit is hands-free. The door lock can be directly connected to the power supply. The kit is pre-programmed so that all you have to do is connect it.

The kit can be expanded with:

- two internal audio units (10-525) or two compact intercoms for surface mounting (10-505)
- one external audio unit
- one DIN rail relay (10-831) for controlling an extra gate or enclosure
- two table-top supports (10-519) for the internal audio units

COMPLETE UNIT

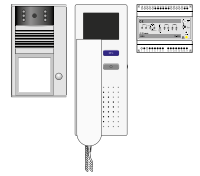

10-090

Pieces: 1

Video kit with 1 hands-free internal unit, surface-mounting

This video kit contains:

- one surface-mounting compact aluminium external video unit with one bell push button (10-161)
- one internal video unit with colour screen and receiver for surface mounting (10-575)
- one video power supply (10-806)



The external unit is equipped with an adjustable microphone and loudspeaker and text field for personalisation, only illuminated in the dark. The colour camera is equipped with infrared LEDs for a better visibility at night. The compact white internal unit offers outstanding sound and image quality. The classic receiver is used to communicate with the visitor. The device with receiver has large, clearly visible control buttons for intuitive and simple control. The door lock can be directly connected to the power supply. The kit is pre-programmed so that all you have to do is connect it.

The kit can be expanded with:

- one internal video unit (10-570, 10-571 or 10-575) and a modular splitter 2 (10-824-01) or three internal audio units (10-525 or 10-505)
- one external audio unit
- one DIN rail relay (10-831) for controlling an extra gate or enclosure.

COMPLETE UNIT




10-065

Pieces: 1

Video kit with 2 hands-free internal units, surface-mounting

This video kit contains:

- one surface-mounting compact aluminium external video unit with two bell push buttons (10-162)
- two internal video units with colour screen and receiver for surface mounting (10-575)
- one video power supply (10-806).



The external unit is equipped with an adjustable microphone and loudspeaker and text field for personalisation, only illuminated in the dark. The colour camera is equipped with infrared LEDs for a better visibility at night. The compact white internal units offer outstanding sound and image quality. The classic receiver is used to communicate with the visitor. The devices with receiver have large, clearly visible control buttons for intuitive and simple control. The door lock can be directly connected to the power supply. The kit is pre-programmed so that all you have to do is connect it.

The kit can be expanded with:

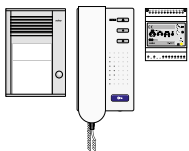
- two internal video units (10-570, 10-571 or 10-575) and a modular splitter 2 (10-824-01) OR three internal audio units (10-525 or 10-505),
- one external audio unit,
- one DIN rail relay (10-831) for controlling an extra gate or enclosure,

COMPLETE UNIT



10-075

Pieces: 1



Audio kit with 1 internal unit with receiver, surface-mounting

This audio kit with two-wire technology consists of:

- one surface-mounting external audio unit with one bell push button (10-151)
- one compact intercom for surface-mounting (10-505)
- one power supply 20 (10-801)

The external unit is equipped with an adjustable microphone and loudspeaker and illuminated text field for personalisation. The ring volume can be adjusted and switched on and off on the internal unit. The classic receiver is used to communicate with the visitor. The door lock can be directly connected to the power supply. The kit is pre-programmed so that all you have to do is connect it.

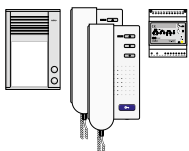
The kit can be expanded with:

- one internal audio unit (10-525) or one compact intercom for surface mounting (10-505)
- one external audio unit
- one DIN rail relay (10-831) for controlling an extra gate or enclosure
- one table-top support (10-509) for the intercom

COMPLETE UNIT


10-015

Pieces: 1



Audio kit with 2 internal units with receiver, surface-mounting

This audio kit with two-wire technology consists of:


- one surface-mounting external audio unit with two bell push buttons (10-152)
- two compact intercoms for surface-mounting (10-505)
- a power supply 20 (10-801)

The external unit is equipped with an adjustable microphone and loudspeaker and illuminated text field for personalisation. The ring volume can be adjusted and switched on and off on the internal units. The classic receiver is used to communicate with the visitor. The door lock can be directly connected to the power supply. The kit is pre-programmed so that all you have to do is connect it.

The kit can be expanded with:

- two internal audio units (10-525) or two compact intercoms for surface mounting (10-505)
- one external audio unit
- one DIN rail relay (10-831) for controlling an extra gate or enclosure
- two table-top supports (10-509) for the intercoms

COMPLETE UNIT

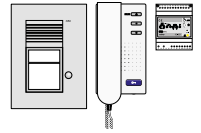

10-055

Pieces: 1

Audio kit with 1 internal unit with receiver, flush-mounting

This audio kit with two-wire technology consists of:

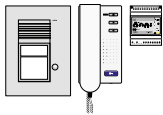
- one flush-mounting external audio unit with one bell push button (10-201)
- one compact intercom for surface-mounting (10-505)
- one power supply 20 (10-801)



The external unit is equipped with an adjustable microphone and loudspeaker and illuminated text field for personalisation. The ring volume can be adjusted and switched on and off on the internal unit. The classic receiver is used to communicate with the visitor. The door lock can be directly connected to the power supply. The kit is pre-programmed so that all you have to do is connect it.

The kit can be expanded with:

- one internal audio unit (10-525) or one compact intercom for surface mounting (10-505)
- one external audio unit
- one DIN rail relay (10-831) for controlling an extra gate or enclosure
- one table-top support (10-509) for the intercom

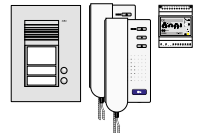
COMPLETE UNIT**10-085**

Pieces: 1

Audio kit with 2 internal units with receiver, flush-mounting

This audio kit with two-wire technology consists of:

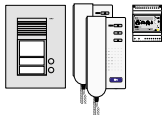
- one flush-mounting external audio unit with two bell push buttons (10-202)
- two compact intercoms for surface-mounting (10-505)
- a power supply 20 (10-801)



The external unit is equipped with an adjustable microphone and loudspeaker and illuminated text field for personalisation. The ring volume can be adjusted and switched on and off on the internal units. The classic receiver is used to communicate with the visitor. The door lock can be directly connected to the power supply. The kit is pre-programmed so that all you have to do is connect it.

The kit can be expanded with:

- two internal audio units (10-525) or two compact intercoms for surface mounting (10-505)
- one external audio unit
- 1 DIN rail relay (10-831) for controlling an extra gate or enclosure
- two table-top supports (10-509) for the intercoms

COMPLETE UNIT**10-095**

Pieces: 1



Compact external video unit for surface mounting with one column of bell push buttons and colour camera, 16 mm

The solid unit for surface mounting, which is completely finished in up to 4 mm thick aluminium, is equipped with a built-in colour camera, an adjustable microphone and loudspeaker and a text field for personalisation that will only be illuminated in the dark. The colour camera is equipped with infrared LEDs for a better visibility at night. The maintenance-free, gold-plated push-button contacts guarantee a long lifespan.

- surface-mounting height: 16 mm
- ambient temperature: -20 - 50 °C
- electronic parts protected against water and corrosion
- CE marking
- memory for two serial numbers per push button
- confirmation tone for the visitor
- configurable with the Niko configuration software for access control

Colour camera specifications:

- type: Sony Super HAD CCD-sensor
- resolution: 420 horizontal TV lines
- focal length: 3.7 mm (F=2)
- light sensitivity: 0.2 lux
- video output: 1 Vpp, symmetrical
- diagonal coverage angle: 90°

COMPLETE UNIT

10-161	Pieces: 1	With 1 bell push button, 175 x 104 x 16 19 mm (HxWxD)
10-162	Pieces: 1	With 2 bell push buttons, 175 x 104 x 16 19 mm (HxWxD)
10-163	Pieces: 1	With 3 bell push buttons, 175 x 104 x 16 19 mm (HxWxD)



External video unit for surface mounting with two columns of bell push buttons and colour camera, 20 mm

The solid unit for surface mounting, which is completely finished in up to 7 mm thick aluminium, is equipped with a built-in colour camera, an adjustable microphone and loudspeaker and text fields for personalisation provided with vandal proof plexiglas (5 mm thick). The colour camera is equipped with infrared LEDs for a better visibility at night. The maintenance-free, gold-plated push-button contacts guarantee a long lifespan. The unit for surface mounting has two columns of bell push buttons, and is therefore suitable for large housing complexes. This device is available with maximum 88 bell push buttons by means of the extension modules. The extension module has the same finish as the external unit. Since the module is opened at the bottom, it has to be mounted sidelong on the external unit.

- surface-mounting height: 20 mm
- electronic parts protected against water and corrosion
- CE marking
- memory for two serial numbers per push button
- confirmation tone for the visitor
- removable EEPROM memory
- configurable with the Niko configuration software for access control

Colour camera specifications:

- type: CMOS sensor
- resolution: 380 horizontal TV lines
- focal length: 2.0 mm (F=2.5)
- light sensitivity: 0 lux with IR, 1 lux without IR
- video output: 1 Vpp, symmetrical
- diagonal coverage angle: 130°

COMPLETE UNIT

10-404	Pieces: 1	With 4 bell push buttons, 166 x 135 x 20 mm (HxWxD)
10-406	Pieces: 1	With 6 bell push buttons, 185 x 135 x 20 mm (HxWxD)
10-408	Pieces: 1	With 8 bell push buttons, 204 x 135 x 20 mm (HxWxD)
10-410	Pieces: 1	With 10 bell push buttons, 223 x 135 x 20 mm (HxWxD)
10-412	Pieces: 1	With 12 bell push buttons, 242 x 135 x 20 mm (HxWxD)
10-416	Pieces: 1	With 16 bell push buttons, 280 x 135 x 20 mm (HxWxD)

EXTENSION MODULE

10-112-01	Pieces: 1	With 12 bell push buttons, 128 x 135 x 20 mm (HxWxD)
10-114-01	Pieces: 1	With 14 bell push buttons, 147 x 135 x 20 mm (HxWxD)
10-116-01	Pieces: 1	With 16 bell push buttons, 166 x 135 x 20 mm (HxWxD)
10-118-01	Pieces: 1	With 18 bell push buttons, 185 x 135 x 20 mm (HxWxD)
10-120-01	Pieces: 1	With 20 bell push buttons, 204 x 135 x 20 mm (HxWxD)

ACCESSORIES



10-876	Pieces: 1	Protection cap, 83 x 139 x 60 mm (HxWxD)
---------------	-----------	--

External video unit for flush mounting with one, two or three columns of bell push buttons and colour camera

The ultraflat unit for flush mounting, which is completely finished with an aluminium front plate (3 mm thick), is equipped with a built-in colour camera, an adjustable microphone and loudspeaker and text fields for personalisation provided with vandal-proof plexiglas (5 mm thick). The maintenance-free, gold-plated push-button contacts guarantee a long lifespan. The flush-mounting box is supplied with this device (see technical information for the dimensions of the flush-mounting box).



- electronic parts protected against water and corrosion
 - CE marking
 - memory for two serial numbers per push button
 - confirmation tone for the visitor
 - removable EEPROM memory
 - configurable with the Niko configuration software for access control
- Colour camera specifications:
- type: Sony Super HAD CCD sensor
 - resolution: 600 horizontal TV lines
 - aperture: F2
 - focal length: 3.6 mm
 - light sensitivity: 0.2 lux
 - video output: 1 Vpp, symmetrical
 - diagonal capture angle: 90°

COMPLETE UNIT

10-301	Pieces: 1	With 1 bell push button, 252 x 150 x 3 mm (HxWxD)
10-302	Pieces: 1	With 2 bell push buttons, 252 x 150 x 3 mm (HxWxD)
10-303	Pieces: 1	With 3 bell push buttons, 252 x 150 x 3 mm (HxWxD)
10-304	Pieces: 1	With 4 bell push buttons, 252 x 150 x 3 mm (HxWxD)
10-306	Pieces: 1	With 6 bell push buttons, 296 x 150 x 3 mm (HxWxD)
10-308	Pieces: 1	With 8 bell push buttons, 340 x 150 x 3 mm (HxWxD)
10-310	Pieces: 1	With 10 bell push buttons, 274 x 274 x 3 mm (HxWxD)
10-312	Pieces: 1	With 12 bell push buttons, 296 x 274 x 3 mm (HxWxD)
10-314	Pieces: 1	With 14 bell push buttons, 318 x 274 x 3 mm (HxWxD)
10-316	Pieces: 1	With 16 bell push buttons, 340 x 274 x 3 mm (HxWxD)
10-318	Pieces: 1	With 18 bell push buttons, 296 x 398 x 3 mm (HxWxD)
10-321	Pieces: 1	With 21 bell push buttons, 318 x 398 x 3 mm (HxWxD)
10-324	Pieces: 1	With 24 bell push buttons, 340 x 398 x 3 mm (HxWxD)

Transponder reader for transponder keys or cards

The transponder reader is used as a door opening function, either stand-alone or as part of an access control installation. Up to 250 transponder keys (10-905-01) or cards (10-905-02) can be programmed. When reading the key or card, you receive visual and acoustic feedback. The programming of the system is password-protected. The transponder is also protected against sabotage of the device. The module is made of anodised aluminium.



NEW

The transponder reader module includes an IR remote control.

- dimensions: 153 x 104 x 16 mm (HxWxD)
- finishing colour: anodised aluminium
- mounting: surface-mounting
- ambient temperature: -25 °C to +55 °C
- protection degree: IP44
- vandal proof: yes
- power supply voltage: +24 V \pm 8% (18-28 V in stand-alone)
- input current (in standby): 0 mA, I(P) = 17 mA
- max input current: I(Pmax) = 40 mA
- wire technique: 2- or 3-wired
- marking: CE
- up to 250 transponder keys or cards can be programmed
- MIFARE Classic® 1K / 4K technology
- door opening function with potential-free relay contact
- visual and acoustic feedback after code is entered
- LEDs for status indication
- password protection against unauthorized configuration
- sabotage contact
- configurable with Niko configuration software for access control

COMPLETE DEVICE

10-905	Pieces: 1	Transponder reader for transponder keys or cards
---------------	-----------	--

ACCESSORIES



10-905-01	Pieces: 1	Transponder key (to be ordered separately for each project)
------------------	-----------	---

ACCESSORIES



10-905-02	Pieces: 1	Transponder card (to be ordered separately for each project)
------------------	-----------	--



Code keyboard

The code keyboard for surface mounting, which is completely made of aluminium (3 mm thick), is suitable for both indoor and outdoor applications. Up to ten different user codes can be taught to the code keyboard. Different functions can be assigned to every user code, such as a door opener function or an external relay contact. The code keyboard can be integrated in the Niko access control installation, but it can also be used as a stand-alone appliance. In combination with power supply 20 (10-801), the code keyboard can directly control a door lock. The code keyboard is illuminated by means of five blue LEDs.

- dimensions: 113 x 88 x 12 mm (HxWxD)
- power consumption: $I(a) = 0.4 \text{ mA} - I(P_{\max}) = 59 \text{ mA}$
- stand-alone use: 24 Vdc, 60 mA
- stand-alone output: 24 Vdc (for controlling a 24 Vdc relay, such as a relay for external audio units (10-835))
- CE marking

COMPLETE UNIT

10-901 Pieces: 1 Code keyboard



NEW

Modular external video unit for flush-mounting (full set - 4 modules)

This modular flush-mounted external unit offers an elegant and flexible solution for your projects (up to 256 housing units). The start screen of the display can be configured individually (e.g. name of the residence). The front plate is made from high-quality brushed stainless steel. This complete video set is equipped with a dome camera, audio, display and code lock module.

The dome camera module ensures excellent colour image quality, both during the day and at night. It makes it possible to activate a door call, have a conversation and open the door. Thanks to the 3 function keys on the display module, you can easily navigate through the alphabetically sorted resident list. You can also use the code lock module to navigate via the flat number.

Do you require more information and/or help with your project? Feel free to contact Niko.

Specifications of the flush-mounted unit:

- front plate dimensions: 440 x 200 x 3 mm (HxWxD)
- flush-mounting box dimensions: 420 x 180 x 50 mm (HxWxD)
- configurable with the Niko configuration software for access control

Included function modules:

- dome camera module
- speech module
- LCD display module with 3 buttons
- keypad module

COMPLETE DEVICE

10-386 Pieces: 1 Modular external video unit for flush-mounting with 4 modules



NEW

Front plate and flush-mounting box for modular external unit

This modular flush-mounted series offers an elegant and flexible solution for your projects (up to 256 housing units). The front plate is constructed from high-quality, 3 mm thick brushed stainless steel, and is supplied with the accompanying metal flush-mounting box.

- available in 8 different dimensions
- can be combined with separate function modules

COMPLETE DEVICE

10-351	Pieces: 1	With 1x1 module, 200 x 200 x 3 mm (HxWxD)
10-352	Pieces: 1	With 1x2 modules, 320 x 200 x 3 mm (HxWxD)
10-353	Pieces: 1	With 1x3 module, 440 x 200 x 3 mm (HxWxD)
10-354	Pieces: 1	With 1x4 modules, 560 x 200 x 3 mm (HxWxD)
10-355	Pieces: 1	With 1x5 module, 680 x 200 x 3 mm (HxWxD)
10-356	Pieces: 1	With 1x6 modules, 800 x 200 x 3 mm (HxWxD)
10-357	Pieces: 1	With 2x2 modules, 320 x 320 x 3 mm (HxWxD)
10-358	Pieces: 1	With 2x3 module, 440 x 320 x 3 mm (HxWxD)

Audio module for modular external unit

The audio module makes it possible to activate a door call, have a conversation and open the door. The module is made of black anodised aluminium.

The audio module is usually used in combination with the display module (10-362).

- dimensions: 105 x 105 x 27 mm (HxWxD)
- finishing colour: black anodised aluminium
- ambient temperature: -25 °C to +55 °C
- protection degree: IP44
- vandal proof: yes
- input current in standby: $I(a) = 0.2 \text{ mA}$, $I(P) = 4 \text{ mA}$
- max input current: $I(P_{\text{max}}) = 13.5 \text{ mA}$
- wire technique: 3-wired
- marking: CE
- hands-free conversation (standard)
- full duplex conversation possible for internal units with receiver
- visual feedback for visitor (colour pictographs)
- error detection and indication
- integrated twilight switch
- extra clamps: yes (e.g. for connecting door opener)
- removable EEPROM memory
- configurable with Niko Configuration SW for access control



NEW

COMPLETE DEVICE

10-360 Pieces: 1 Audio module for modular external unit

Dome camera module for modular external unit

The dome camera module ensures excellent colour image quality. The image sensor has a high resolution and high light sensitivity, both at day/night as well as with strong contrast or backlight. The camera has a 90° picture angle and can be adjusted both horizontally and vertically. The module is made of black anodised aluminium with an acrylic glass dome.

The dome camera module includes an integrated two-wire video transmitter (10-498).

- dimensions: 125 x 105 x 42 mm (HxWxD)
- finishing colour: black anodised aluminium and acrylic glass
- ambient temperature: -10 °C to +50 °C
- protection degree: IP44
- vandal proof: yes
- input current in standby: $I(a) = 0 \text{ mA}$, $I(P) = 60 \text{ mA}$
- max input current: $I(P_{\text{max}}) = 60 \text{ mA}$
- wire technique: 6-wired
- marking: CE
- camera with BLC, AGC and AWB
- image sensor: 0.8 cm (1/3") DPS
- resolution: 700 horizontal TV lines
- aperture: F1.2
- focal length: 3.6 mm
- light sensitivity: 0.002 lux
- picture angle: 90° diagonally (adjustable 60° horizontally/vertically)
- configurable with the Niko configuration software for access control



NEW

COMPLETE DEVICE

10-361 Pieces: 1 Dome camera module for modular external unit

Display module for modular external unit

The display module provides an alphabetic overview of the resident list. With the 3 function keys, you can quickly and easily navigate through the list. The start screen of the display can be configured individually (e.g. name of the residence). The module is made of black anodised aluminium with a display of high-quality plastic.

The display module is usually used in combination with the audio module (10-360) and/or with the code lock module (10-363).

- dimensions: 105 x 105 x 22 mm (HxWxD)
- finishing colour: black anodised aluminium and plastic
- ambient temperature: -25 °C to +55 °C
- protection degree: IP44
- vandal proof: yes
- input current in standby: $I(a) = 0.11 \text{ mA}$, $I(P) = 7.8 \text{ mA}$
- max input current: $I(P_{\text{max}}) = 86 \text{ mA}$
- wire technique: 3-wired
- marking: CE
- fully graphic, monochrome display of 160 x 104 pixels
- white backlight
- data memory: up to 256 residents
- start screen individually programmable
- direct dialling possible (in combination with 10-850)
- visual error indication
- removable EEPROM memory
- configurable with Niko configuration software for access control



NEW

COMPLETE DEVICE

10-362 Pieces: 1 Display module for modular external unit



NEW

Code lock module for modular external unit

The code lock module is used as a door opening function. Up to 20 access codes can be programmed. Upon entering the access code, you receive visual and acoustic feedback. The module is made of black anodised aluminium.

The code lock module can be used as a stand-alone solution or in combination with the audio module (10-360) and/or the display module (10-362).

- dimensions: 105 x 105 x 43 mm (HxWxD)
- finishing colour: black anodised aluminium
- ambient temperature: -25 °C to +55 °C
- protection degree: IP44
- vandal proof: yes
- input current in standby: $I(a) = 0.2 \text{ mA}$, $I(P) = 4 \text{ mA}$
- max input current: $I(P_{\text{max}}) = 17 \text{ mA}$
- wire technique: 6-wired
- marking: CE
- up to 20 access codes can be programmed
- door opening function with potential-free relay contact
- visual and acoustic feedback after code is entered
- LEDs for status indication
- configurable with Niko configuration software for access control

COMPLETE DEVICE

10-363 Pieces: 1 Code lock module for modular external unit



NEW

Transponder reader module for modular external unit

The transponder reader module is used as a door opening function. Up to 250 transponder keys (10-905-01) or cards (10-905-02) can be programmed. When reading the key or card, you receive visual and acoustic feedback. The programming of the system is password-protected. The module is made of black plastic.

The transponder reader module includes an IR remote control.

- dimensions: 105 x 105 x 26 mm (HxWxD)
- finishing colour: black plastic
- ambient temperature: -10 °C to +50 °C
- protection degree: IP44
- vandal proof: yes
- input current in standby: $I(a) = 0.1 \text{ mA}$, $I(P) = 11 \text{ mA}$
- max input current: $I(P_{\text{max}}) = 25 \text{ mA}$
- power supply voltage: +24 V $\pm 8\%$ (18-28 V in stand-alone)
- wire technique: 2- or 3-wired
- marking: CE
- up to 250 transponder keys or cards can be programmed
- MIFARE Classic® 1K / 4K technology
- door opening function with potential-free relay contact
- visual and acoustic feedback after code is entered
- LEDs for status indication
- password protection against unauthorized configuration
- configurable with Niko configuration software for access control

COMPLETE UNIT

10-364 Pieces: 1 Transponder reader module for modular external unit

ACCESSORIES



10-905-01 Pieces: 1 Transponder key (to be ordered separately for each project)

ACCESSORIES



10-905-02 Pieces: 1 Transponder card (to be ordered separately for each project)



NEW

House number/info module for modular external unit

The house number/info module is used to display the house number, the name of the residence and other information. Thanks to the backlight with white LEDs the information is clearly legible, both during the day and at night. The module is made of black plastic with transparent acrylic glass.

- dimensions: 105 x 105 x 26 mm (HxWxD)
- finishing colour: black plastic with acrylic glass
- backlight with white LEDs
- ambient temperature: -25 °C to +55 °C
- protection degree: IP44
- vandal proof: yes
- input current in standby: $I(a) = 0.2 \text{ mA}$, $I(P) = 4 \text{ mA}$
- wire technique: 3-wired
- marking: CE

COMPLETE DEVICE

10-365 Pieces: 1 House number/info module for modular external unit

Blank module for modular external unit

The blank module serves as a filler for the modular external unit. It can later be replaced by an extra function (e.g. code lock or transponder reader module). The module is made of black plastic with transparent acrylic glass.

- dimensions: 105 x 105 x 43 mm (HxWxD)
- marking: CE
- finishing colour: black plastic with acrylic glass



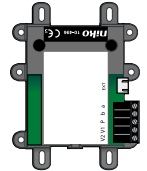
COMPLETE DEVICE

10-366 Pieces: 1 Blank module for modular external unit

Colour camera module for flush mounting

The colour camera module is suitable for flush mounting into existing panels or panels of own design for door intercom or video intercom systems. This module can be used in combination with the door loudspeaker for flush mounting (10-880-01) and the extension module (10-881-01).

- dimensions: 80 x 109 x 35 mm (HxWxD)
- ambient temperature: -20 - 50 °C
- CE marking
- type: Sony Super HAD CCD sensor
- resolution: 420 horizontal TV lines
- aperture: F2
- focal length: 3.6 mm
- light sensitivity: 0.1 lux
- picture angle: 70° horizontal, 50° vertical
- configurable with Niko Configuration SW for access control



Colour camera specifications:

COMPLETE UNIT

10-496 Pieces: 1 Colour camera module for flush mounting

ACCESSORIES



10-896 Pieces: 1 Flush surround plate, aluminium

Outdoor surface-mounting camera with video transmitter

The colour camera with an aluminium housing and an infrared-sensitive sensor can be rotated both horizontally and vertically and is suitable for variable weather conditions. The device is equipped with a varifocal lens (adjustable during installation) and infrared LEDs for a better visibility at night.



The supplied video transmitter (10-498) is connected to the camera through two wires (power supply) and a coaxial cable. The video transmitter is supplied with power from the bus and converts the camera signal to a signal that can be transmitted over a twisted pair cable.

Colour camera specifications:

- type: interline transfer CCD sensor
- dimensions: 68 x 76 x 735 mm (HxWxD)
- ambient temperature: -20 - 55 °C
- PAL resolution: 550 horizontal TV lines
- aperture: F1.2
- focal length: 3.3 - 12 mm
- light sensitivity: 0.3 lux (colour rendering) and 0.1 lux (black and white rendering)
- back light compensation
- input voltage: 12 Vdc

- video output: 1 Vpp, FBAS, at 75 Ω
- température ambiante: -20 - 55 °C
- CE marking

Video transmitter specifications:

- dimensions: 51 x 51 x 22 mm (HxWxD)
- input impedance: 75 Ω
- output impedance: 100 Ω, symmetrical
- video signal: -10 - +4 dB
- camera power supply: 12 V, max. 250 mA
- CE marking

COMPLETE UNIT

10-490-02 Pieces: 1 Outdoor surface-mounting camera with video transmitter



NEW

Outdoor surface-mounting dome camera with video transmitter

The dome camera module ensures excellent colour image quality. The image sensor has a high resolution and high light sensitivity, both at day/night as well as with strong contrast or backlight. The camera has a varifocal lens with a picture angle ranging from 30° to 65° (for a distance up to 20 m) and can be adjusted (during the installation). The module is made of white metal with an acrylic glass dome.

The included video transmitter (10-498) is connected to the camera via two wires (power supply) and a coaxial cable. The video transmitter is supplied via the bus and transforms the camera signal into a signal that is suitable for transmission over a twisted pair in the wiring.

- dimensions: Ø 140 mm x 100 mm
 - finishing colour: white metal
 - ambient temperature: -20 °C to +50 °C
 - protection degree: I66
 - input current: $I(a) = 0.0 \text{ mA}$, $I(P_{\text{max}}) = 57/157 \text{ mA}$ (with/without IR lighting)
 - wire technique: 3-wired
 - marking: CE
 - IR lighting: with 21 LEDs
 - functionality day/night
 - aperture: F1.2
 - focal length: 4...9 mm (variofocus) / 1:1.6-2.4
 - light sensitivity: 0.1 lux (F1.4)
- Specifications of the video transmitter:
- dimensions: 51 x 51 x 22 mm (HxWxD)
 - input impedance: 75 Ω
 - output impedance: 100 Ω, symmetrical
 - video signal: $-10 \pm 4 \text{ dB}$
 - camera power supply: 12 V, max 250 mA

Specifications of the colour camera:

- type: Sony Super-HAD II CCD
- PAL resolution: 600 horizontal TV lines

COMPLETE UNIT

10-491-01 Pieces: 1 Outdoor surface-mounting dome camera with video transmitter



NEW

Compact programmable internal video unit with colour screen and menu function, for surface-mounting

The communication with the visitor via this compact surface-mounted unit is hands-free. The device has clear, intuitive comfort keys:

- door opener key/key to activate the light switch function
- speech key
- key to activate and deactivate the ring signal
- key to display camera images
- control function for the DIN rail relay (10-831)
- button to view the menu

A menu on the screen provides access to standard functions, including the following:

- internal call
- parallel call
- ring-and-come-in function
- call diversion
- select ringtone for floor call, door call and internal call
- ring volume and image adjustment
- dimensions: 186 x 101 x 20 mm (HxWxD)
- finishing colour: white (polycarbonate + ABS)
- mounting: surface-mounting
- mounting on flush-mounting box possible
- ambient temperature: -5° to +40 °C
- protection degree: IP30
- input current (in standby): 0.04 mA, $I(P) = 13.5 \text{ mA}$
- max input current: $I(P_{\text{max}}) = 130 \text{ mA}$
- wire technique: 6-wired
- marking: CE
- TFT screen with 8.9 cm (3.5") diagonal screen size
- possibility of activating simplex conversation mode
- block listen in and automatic call termination
- possibility to connect door opener and extra camera
- menu languages: Dutch, French, German, English, Slovak
- configurable with the Niko configuration software for access control

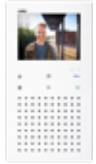
COMPLETE DEVICE

10-576 Pieces: 1 Compact, programmable internal video unit for surface-mounting, with colour screen and comfort keys

Compact internal video unit for surface mounting with colour display

The communication with the visitor through this compact unit for surface mounting is hands-free. The device has six flat touch-sensitive keys:

- door opener key/key for activating the light switch function
- conversation key
- key for activating and deactivating the ring signal
- key for calling up camera images
- control function for the DIN rail relay (10-831)
- key for calling up the menu



A menu on the screen gives access to standard functions, such as:

- internal call
- parallel call
- ring-and-come-in function
- call forwarding
- selecting the ring tone for a floor call, a door call and an internal call
- adjusting the ring volume and image
- dimensions: 180 x 95 x 20 mm (HxWxD)
- material: white plastic
- CE marking
- TFT colour display: 70 x 52 mm
- two indication LEDs for an engaged-line signal and a call signal
- menu languages: Dutch, French, German, English and Slovak
- mounting on flush-mounting box possible
- configurable with the Niko configuration software for access control

COMPLETE UNIT

10-570 Pieces: 1 Compact internal video unit for surface mounting with colour display, white

ACCESSORIES



10-567 Pieces: 1 Table-top support, aluminium

Internal video unit for surface-mounting with colour screen and receiver

The internal video unit for surface-mounting comprises two function keys:

- door opener key
- free function key



One of the following functions can be assigned to the free function key:

- control function for the DIN rail relay (10-831)
- activating the light switch function
- calling up camera images

The device also has a switch on the side to switch the ringtone on and off, as well as a ringtone volume control.

- dimensions (without receiver): 250 x 100 x 28 mm (HxWxD)
- dimensions (with receiver): 250 x 100 x 50 mm (HxWxD)
- housing material: plastic, white
- mounting on flush-mounting socket possible
- CE marking
- TFT colour screen: 3.5 inch (8.9 cm diagonal)
- resolution: 320 x 240 pixels, RGB
- video signal input: symmetrical, 1 Vss FBAS
- parallel connection to another internal video unit possible
- 7 adjustable ringtones
- ringtone distinction for floor call, door call and internal call
- configurable with the Niko configuration software for access control

COMPLETE UNIT

10-575 Pieces: 1 Internal video unit for surface-mounting with colour screen and receiver



Internal video unit for surface mounting with colour display

The communication with the visitor through this unit for surface mounting is hands-free. The device has five function keys:

- door opener key/key for activating the light switch function
- conversation key
- key for activating and deactivating the ring signal
- key for calling up camera images
- free function key

One of the following functionalities can be assigned to the free function key:

- control function for the DIN rail relay (10-831)
- light switching
- internal call
- ring-and-come-in function
- call forwarding

The side of device has also three navigation keys to consult the menu and to run through the menu options.

- dimensions: 104 x 153 x 19 mm (HxWxD)
- TFT colour display: 68 x 50 mm (HxW)
- material: aluminium and plastic
- for flush-mounting box with conical screw fixing
- CE marking
- adjustable ring volume and image
- two indication LEDs for an engaged-line signal and a call signal
- parallel connection with another internal audio unit possible
- ring tone distinction between a floor call, a door call and an internal call
- configurable with the Niko configuration software for access control

COMPLETE UNIT

10-571 Pieces: 1 Internal video unit for surface mounting with colour display, aluminium

ACCESSORIES



10-568 Pieces: 1 Table-top support, aluminium

Deluxe internal video unit

The communication with the visitor via this internal video unit is hands-free. The unit contains 7 function keys and a menu that can be navigated with the navigation keys.

- a door opener key/key to activate the light switch function
- a key to make a call
- a key to activate and deactivate the ring signal
- a key for future use
- a key to display camera images
- a menu key (to adjust ring signals and image settings)
- a free function key



NEW

One of the following functions can be assigned to the free function key:

- switching the lights on/off
- operating the control function for the DIN rail relay (10-831)
- making an internal call
- activating the 'ring-and-come-in' function
- activating call forwarding

Clear colour screen with a diagonal length of 14.5 cm (5.7 inch)

User friendly with clear functionality for intuitive control.

- dimensions: 215 x 280 x 30 mm (HxWxD)
- Colour: alu black
- Material surface-mounting box: zinc-plated steel with powder coating
- Material front plate: anodized aluminium and acrylic glass
- Maximum allowable ambient temperature: 5 °C - 40 °C
- Power supply voltage: 24 V DC \pm 8%
- Maximum input current: $I(P_{max}) = 240$ mA
- Input current in standby: $I(a) = 0.4$ mA, $I(P) = 33$ mA
- CE marking
- Monitor: TFT colour screen (640 x 480 pixels, RGB) - 14.5 cm (5.7") diagonal screen size
- Video signal: 1 Vpp, symmetrical
- configurable with Niko configuration software for access control

COMPLETE UNIT

10-572	Pieces: 1	Luxurious hands-free internal video unit with large 5.7" colour screen and menu function, surface-mounting
---------------	-----------	--

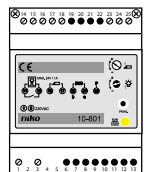
COMPLETE UNIT

10-573	Pieces: 1	Luxurious hands-free internal video unit with large 5.7" colour screen and menu function, flush-mounting
---------------	-----------	--

Power supply 20

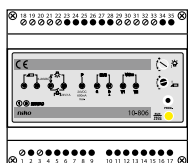
This central power supply for DIN rail mounting is suitable for door and video intercom installations. When used in door intercom installations, a maximum of 20 internal audio units (10-501 and 10-505) or six internal audio units (10-525) and two illuminated external audio units can be connected to the power supply. When used in video intercom installations, an additional direct current power supply (10-805-01) is always required for the displays. The power supply has bus connections, a potential-free relay contact for the light circuit (max. 24 Vdc and 1 A) and an alternating current output for the door opener (8 - 12 Vac). The front side of the power supply is provided with a programming button, a status LED (lights up when put into operation) and two potentiometers to adjust the activation time of the door opener and light circuit.

- dimensions: 90 x 72 x 70 mm (HxWxD) (DIN 4U)
- input voltage: 230 Vac
- output voltage (bus): 24 V \pm 1 V
- activation time of the door opener: 0.8 - 8 s
- activation time of the light circuit: 0.5 s - 5 min
- current: 50 mA (for a two-wire connection), 130 mA (for a three-wire connection) (P wire)
- CE marking



COMPLETE DEVICE

10-801	Pieces: 1	Power supply 20
---------------	-----------	-----------------




Video power supply

This video power supply for DIN rail mounting is suitable for video intercom installations with one external video unit, one splitter and a maximum of 12 internal video units (only one of which can be active at any one time). If two internal video units are to be active simultaneously, the installation may only contain six internal video units. The installation can be expanded with one external audio unit, three internal audio units and one relay. The power supply has a potential-free relay contact for the light circuit (max. 24 Vdc and 1 A) and an alternating current output for the door opener (8 - 12 Vac). The front side of the power supply is provided with a programming button, a status LED (lights up when put into operation) and two potentiometers to adjust the activation time of the door opener and light circuit.

- dimensions: 90 x 105 x 70 mm (HxWxD) (DIN 6U)
- input voltage: 230 Vac
- output voltage (bus): 26 V \pm 1 V
- activation time of the door opener: 0.8 - 8 s
- activation time of the light circuit: 0.5 s - 5 min
- CE marking

COMPLETE UNIT

10-806 Pieces: 1 Video power supply



Direct current power supply 2.5 A

This direct current power supply for DIN rail mounting is suitable for extensive video intercom installations. The power supply is always used in combination with power supply 20 (10-801) or power supply 100 (10-802).

- dimensions: 90 x 140 x 70 mm (HxWxD) (DIN 8U)
- input voltage: 230 V \pm 15%
- output voltage: 26 V (Imax: 2.5 A)
- CE marking

COMPLETE UNIT

10-805-01 Pieces: 1 Direct current power supply 2.5 A



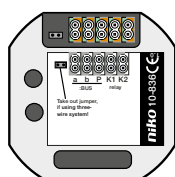
Transformer

This transformer for DIN rail mounting is suitable for the power supply of door openers and doorbells.

- dimensions: DIN 2U
- input voltage: 230 Vac
- output voltage: 8 Vac (at 2 A), 12 Vac (at 1.3 A)
- CE marking

COMPLETE UNIT

10-819 Pieces: 1 Transformer



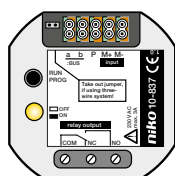
Relay for flush mounting

This external relay is suitable for mounting in flush mounting boxes and is used for opening a door lock. The relay can react to the door opener function without additional programming. In case several relays are used, the programming should be carried out by means of the service set.

- dimensions: 51 x 51 x 22 mm (HxWxD)
- power supply (bus): 24 V \pm 1 V
- potential-free relay contact: 2 A
- CE marking

COMPLETE UNIT

10-836 Pieces: 1 Relay for flush mounting



Universal relay for flush mounting

This external, potential-free relay is suitable for mounting in flush-mounting boxes and is equipped with a potential-free input contact that can be used as an NO or NC contact. The relay is used for the connection of an additional bell or as a light switch.

- dimensions: 51 x 51 x 22 mm (HxWxD)
- power supply (bus): 24 V \pm 1 V
- potential-free relay contact: 230 Vac, 3 A
- CE marking

COMPLETE UNIT

10-837 Pieces: 1 Universal relay for flush mounting

DIN rail relay

The universal relay for DIN rail mounting (10-830) is used for the connection of an additional bell, as a light switch, ... The function of both the relay output and the input contact are freely programmable.



The pre-programmed relay for DIN rail mounting (10-831) switches its relay output when the control function of the internal audio or video units is used (by means of the free function key). The input contact switches the relay output according to the pre-set switching time.

- dimensions: 85 x 18 x 65 mm (HxWxD) (DIN 1U)
- potential-free input contact
- potential-free relay contact: 230 V, 2 A
- two status LEDs for the relay output and the input contact
- switching time of the relay output: 0 - 63 s
- three-wire connection required (a, b, P)
- CE marking

COMPLETE UNIT

10-831 Pieces: 1 Pre-programmed DIN rail relay

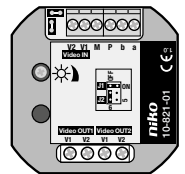
COMPLETE UNIT

10-830 Pieces: 1 Universal DIN rail relay

Video splitter 2 for flush mounting

This video splitter for flush mounting is suitable for splitting video signals over two circuits. The video splitter is provided with an active amplifier. Depending on the number of devices, several video splitters can be included in the installation.

- dimensions: 51 x 51 x 22 mm (HxWxD)
- input current: $I(a) = 0.0 \text{ mA} - I(P_{\text{max}}) = 60 \text{ mA}$
- signal amplification: 0 - +12 dB (linear)
- maximum output signal: 4 Vpp (in case of 1 Vpp at the input and a terminal resistance of 100 Ω)
- CE marking



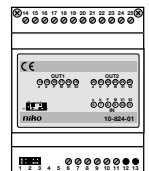
COMPLETE UNIT

10-821-01 Pieces: 1 Video splitter 2 for flush mounting

Modular video splitter 2

This video splitter for DIN rail mounting is suitable for splitting video signals over two circuits. The video splitter is provided with active amplifiers. Depending on the number of devices, several video splitters can be included in the installation.

- dimensions: 90 x 72 x 70 mm (HxWxD) (DIN 4U)
- input current: $I(a) = 0.0 \text{ mA} - I(P_{\text{max}}) = 75 \text{ mA}$
- signal amplification: 0 - +12 dB (linear)
- maximum output signal: 4 Vpp (in case of 1 Vpp at the input and a terminal resistance of 100 Ω)
- CE marking



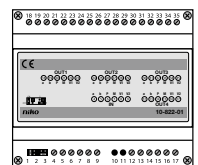
COMPLETE UNIT

10-824-01 Pieces: 1 Modular video splitter 2

Modular video splitter 4

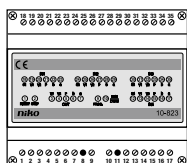
This video splitter for DIN rail mounting is suitable for splitting video signals over four circuits. The video splitter is provided with active amplifiers. Depending on the number of devices, several video splitters can be included in an installation.

- dimensions: 90 x 105 x 70 mm (HxWxD) (DIN 6U)
- input current: $I(a) = 0.0 \text{ mA} - I(P_{\text{max}}) = 120 \text{ mA}$
- signal amplification: 0 - +12 dB (linear)
- maximum output signal: 4 Vpp (in case of 1 Vpp at the input and a terminal resistance of 100 Ω)
- CE marking



COMPLETE UNIT

10-822-01 Pieces: 1 Modular video splitter 4



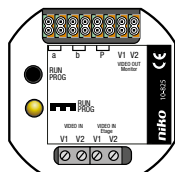
Modular video switcher 4

This video switcher for DIN rail mounting sends the video signal coming from a maximum of four external units or external cameras to one output. Several video switchers (maximum sixteen) can be connected in cascade if more than four external units are included in an installation.

- dimensions: 90 x 105 x 70 mm (HxWxD) (DIN 6U)
- four video inputs, one video output
- input voltage: 26 V \pm 8%
- maximum power consumption: 20 mA
- CE marking

COMPLETE UNIT

10-826 Pieces: 1 Modular video switcher 4-fold



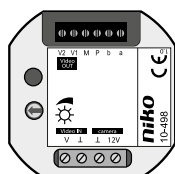
Floor video switcher for flush mounting

The floor video switcher for flush mounting is always part of an installation including a main external video unit, a floor external video unit, one or more internal video units and a power supply. This video switcher can select the video image of the main external unit or the floor external unit for one internal video unit.

- dimensions: 52 x 52 x 23 mm (HxWxD)
- input current: $I(a) = 0.4 \text{ mA} - I(P_{\text{max}}) = 9 \text{ mA}$
- CE marking

COMPLETE UNIT

10-825 Pieces: 1 Floor video switcher for flush mounting




Video transmitter for flush mounting

This video transmitter for flush mounting guarantees the connection between an external camera with coaxial connection and the bus. The video transmitter is supplied with power via the P wire of the bus and can be used on any location.

- dimensions: 51 x 51 x 22 mm (HxWxD)
- input impedance: 75 Ω
- output impedance: 100 Ω , symmetrical
- video signal: -10 - +4 dB
- camera power supply: 12 V, max. 250 mA
- CE marking

COMPLETE UNIT

10-498 Pieces: 1 Video transmitter for flush mounting



Video receiver for flush mounting

This video receiver for flush mounting connects a video signal to a coaxial system and is used for displaying the image on a TV or a video recorder. The video receiver is supplied with power via the P wire of the bus and can be used on any location.

- dimensions: 51 x 51 x 22 mm (HxWxD)
- input impedance: 100 Ω , symmetrical
- output impedance: 75 Ω
- video signal: -10 - +4 dB
- CE marking

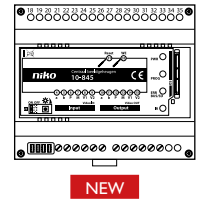
COMPLETE UNIT

10-499 Pieces: 1 Video receiver for flush mounting

Central screen memory

This central screen memory module is suitable for larger projects and is mounted in the electrical cabinet and can be used in combination with all internal video units. The call images of every individual housing unit are first encrypted and then centrally stored (on a SD card). These images can only be seen from the called internal video unit.

- dimensions: 90 x 105 x 70 mm (HxWxD) (DIN 6U)
- power supply voltage: $+24\text{ V} \pm 8\%$
- input current in standby: $I(a) = 0.1\text{ mA}$, $I(P) = 106\text{ mA}$
- max input current: $I(P_{\text{max}}) = 141\text{ mA}$
- input / output impedance: $100\ \Omega$ balanced
- output level video signal: between -11 dB and $+5\text{ dB}$; $0.28\text{--}1.82\text{ V}_{\text{ss}}$
- marking: CE
- image resolution: 720×576 pixels
- storage of up to 64 images / housing unit
- encryption of images for privacy
- password protection against unauthorized configuration
- up to 32 housing units/central screen memory
- possibility to install multiple central screen memories
- configurable with Niko Configuration SW for access control



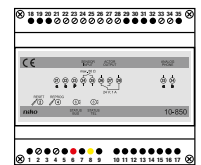
COMPLETE UNIT

10-845 Pieces: 1 Central screen memory

Telephone interface

This telephone interface is designed to connect the Niko access control installation to the telephone network via the a/b connection of analogue or ISDN telephone exchanges. The power supply voltage is provided via the P wire of the installation. This module is equipped with a potential-free input contact and a relay output with programmable switching time. A maximum of 64 numbers can be programmed in the memory of the telephone interface. In case more numbers are required, more telephone interfaces can be connected in parallel (up to 64).

- dimensions: 90 x 105 x 70 (HxWxD) (DIN 6U)
- CE marking
- security feature for programming mode via pin code
- control of door opener relay, light relay and a maximum of ten bus relays
- the external audio unit can be connected to the internal telephones



COMPLETE UNIT

10-850 Pieces: 1 Telephone interface

Outdoor surface-mounting camera with video transmitter

The colour camera with an aluminium housing and an infrared-sensitive sensor can be rotated both horizontally and vertically and is suitable for variable weather conditions. The device is equipped with a varifocal lens (adjustable during installation) and infrared LEDs for a better visibility at night.



The supplied video transmitter (10-498) is connected to the camera through two wires (power supply) and a coaxial cable. The video transmitter is supplied with power from the bus and converts the camera signal to a signal that can be transmitted over a twisted pair cable.

Colour camera specifications:

- type: interline transfer CCD sensor
- dimensions: $77,5 \times 77,5 \times 280\text{ mm}$ (HxWxD)
- ambient temperature: $-10 - 50\text{ }^{\circ}\text{C}$
- PAL resolution: 550 horizontal TV lines
- aperture: F1.2
- IP66
- focal length: $3.3 - 12\text{ mm}$ (F1,2)
- light sensitivity: $0,001\text{ lux}$ (kleurweergave) en 0 lux (IR-sensor)
- back light compensation
- input voltage: 12 Vdc

- video output: 1 Vpp , FBAS, at $75\ \Omega$

- ambient temperature: $-20 - 55\text{ }^{\circ}\text{C}$
- CE marking

Video transmitter specifications:

- dimensions: $51 \times 51 \times 22\text{ mm}$ (HxWxD)
- input impedance: $75\ \Omega$
- output impedance: $100\ \Omega$, symmetrical
- video signal: $-10 - +4\text{ dB}$
- camera power supply: 12 V , max. 250 mA
- CE marking

COMPLETE UNIT

10-490-03 Pieces: 1



External audio unit for surface mounting with one column of bell push buttons, 16 mm

The compact unit for surface mounting, which is completely made of aluminium, is equipped with an adjustable microphone and loudspeaker as well as text fields for personalisation provided with vandal-proof plexiglas (4 mm thick). The maintenance-free, gold-plated push-button contacts guarantee a long lifespan. The push buttons can also be used for switching the light. Thanks to the two-wire technology, an existing bell push button can easily be replaced by an external audio unit.

- surface-mounting height: 16 mm
- electronic parts protected against water and corrosion
- CE marking
- confirmation tone for the visitor
- removable EEPROM memory
- configurable with the Niko configuration software for access control
- memory for two serial numbers per push button

COMPLETE UNIT

10-151	Pieces: 1	With 1 bell push button, 153 x 104 x 16 mm (HxWxD)
10-152	Pieces: 1	With 2 bell push buttons, 153 x 104 x 16 mm (HxWxD)
10-153	Pieces: 1	With 3 bell push buttons, 153 x 104 x 16 mm (HxWxD)
10-154	Pieces: 1	With 4 bell push buttons, 153 x 104 x 16 mm (HxWxD)
10-156	Pieces: 1	With 6 bell push buttons, 197 x 104 x 16 mm (HxWxD)
10-158	Pieces: 1	With 8 bell push buttons, 241 x 104 x 16 mm (HxWxD)



External audio unit for surface mounting with two columns of bell push buttons, 20 mm

The solid unit for surface mounting, which is completely finished in up to 7 mm thick aluminium, is equipped with an adjustable microphone and loudspeaker as well as text fields for personalisation provided with vandal-proof plexiglas (5 mm thick). The maintenance-free, gold-plated push-button contacts guarantee a long lifespan. The push buttons can also be used for switching the light. The unit for surface mounting has two columns of bell push buttons, and is therefore suitable for large housing complexes. This device is available with maximum 92 bell push buttons by means of the extension modules. The extension module has the same finish as the external unit. Since the module is opened at the bottom, it has to be mounted sidelong on the external unit.

- surface-mounting height: 20 mm
- electronic parts protected against water and corrosion
- CE marking
- confirmation tone for the visitor
- removable EEPROM memory
- configurable avec le logiciel de configuration Niko pour le contrôle d'accès
- memory for two serial numbers per push button

COMPLETE UNIT

10-104	Pieces: 1	With four bell push buttons, 128 x 135 x 20 mm (HxWxD)
10-106	Pieces: 1	With six bell push buttons, 147 x 135 x 20 mm (HxWxD)
10-108	Pieces: 1	With eight bell push buttons, 166 x 135 x 20 mm (HxWxD)
10-110	Pieces: 1	With ten bell push buttons, 185 x 135 x 20 mm (HxWxD)
10-112	Pieces: 1	With twelve bell push buttons, 204 x 135 x 20 mm (HxWxD)

EXTENSION MODULE

10-112-01	Pieces: 1	With 12 bell push buttons, 128 x 135 x 20 mm (HxWxD)
10-114-01	Pieces: 1	With 14 bell push buttons, 147 x 135 x 20 mm (HxWxD)
10-116-01	Pieces: 1	With 16 bell push buttons, 166 x 135 x 20 mm (HxWxD)
10-118-01	Pieces: 1	With 18 bell push buttons, 185 x 135 x 20 mm (HxWxD)
10-120-01	Pieces: 1	With 20 bell push buttons, 204 x 135 x 20 mm (HxWxD)

ACCESSORIES



10-876	Pieces: 1	Protection cap, 83 x 139 x 60 mm (HxWxD)
---------------	-----------	--

External audio unit for flush mounting with one, two or three columns of bell push buttons

The ultraflat unit for flush mounting, which is completely finished with an aluminium front plate (3 mm thick), is equipped with an adjustable microphone and loudspeaker as well as text fields for personalisation provided with vandal-proof plexiglas (5 mm thick). The maintenance-free, gold-plated push-button contacts guarantee a long lifespan. The push buttons can also be used for switching the light. Thanks to the two-wire technology, an existing bell push button can easily be replaced by an external audio unit. The flush-mounting box is supplied with this device (see technical information for the dimensions of the flush-mounting box).



- electronic parts protected against water and corrosion
- CE marking
- memory for two serial numbers per push button
- confirmation tone for the visitor
- electronic parts protected against water and corrosion
- removable EEPROM memory
- configurable with the Niko configuration software for access control

COMPLETE UNIT

10-201	Pieces: 1	With 1 bell push button, 208 x 150 x 3 mm (HxWxD)
10-202	Pieces: 1	With 2 bell push buttons, 208 x 150 x 3 mm (HxWxD)
10-203	Pieces: 1	With 3 bell push buttons, 208 x 150 x 3 mm (HxWxD)
10-204	Pieces: 1	With 4 bell push buttons, 208 x 150 x 3 mm (HxWxD)
10-206	Pieces: 1	With 6 bell push buttons, 252 x 150 x 3 mm (HxWxD)
10-208	Pieces: 1	With 8 bell push buttons, 296 x 150 x 3 mm (HxWxD)
10-210	Pieces: 1	With 10 bell push buttons, 340 x 150 x 3 mm (HxWxD)
10-212	Pieces: 1	With 12 bell push buttons, 252 x 274 x 3 mm (HxWxD)
10-214	Pieces: 1	With 14 bell push buttons, 274 x 274 x 3 mm (HxWxD)
10-216	Pieces: 1	With 16 bell push buttons, 296 x 274 x 3 mm (HxWxD)
10-218	Pieces: 1	With 18 bell push buttons, 318 x 274 x 3 mm (HxWxD)
10-220	Pieces: 1	With 20 bell push buttons, 340 x 274 x 3 mm (HxWxD)
10-224	Pieces: 1	With 24 bell push buttons, 296 x 398 x 3 mm (HxWxD)
10-227	Pieces: 1	With 27 bell push buttons, 318 x 398 x 3 mm (HxWxD)

Transponder reader for transponder keys or cards

The transponder reader is used as a door opening function, either stand-alone or as part of an access control installation. Up to 250 transponder keys (10-905-01) or cards (10-905-02) can be programmed. When reading the key or card, you receive visual and acoustic feedback. The programming of the system is password-protected. The transponder is also protected against sabotage of the device. The module is made of anodised aluminium.



NEW

The transponder reader module includes an IR remote control.

- dimensions: 153 x 104 x 16 mm (HxWxD)
- finishing colour: anodised aluminium
- mounting: surface-mounting
- ambient temperature: -25 °C to +55 °C
- protection degree: IP44
- vandal proof: yes
- power supply voltage: +24 V \pm 8% (18-28 V in stand-alone)
- input current (in standby): 0 mA, I(P) = 17 mA
- max input current: I(Pmax) = 40 mA
- wire technique: 2- or 3-wired
- marking: CE
- up to 250 transponder keys or cards can be programmed
- MIFARE Classic® 1K / 4K technology
- door opening function with potential-free relay contact
- visual and acoustic feedback after code is entered
- LEDs for status indication
- password protection against unauthorized configuration
- sabotage contact
- configurable with Niko configuration software for access control

COMPLETE DEVICE

10-905	Pieces: 1	Transponder reader for transponder keys or cards
---------------	-----------	--

ACCESSORIES



10-905-01	Pieces: 1	Transponder key (to be ordered separately for each project)
------------------	-----------	---

ACCESSORIES



10-905-02	Pieces: 1	Transponder card (to be ordered separately for each project)
------------------	-----------	--



Code keyboard

The code keyboard for surface mounting, which is completely made of aluminium (3 mm thick), is suitable for both indoor and outdoor applications. Up to ten different user codes can be taught to the code keyboard. Different functions can be assigned to every user code, such as a door opener function or an external relay contact. The code keyboard can be integrated in the Niko access control installation, but it can also be used as a stand-alone appliance. In combination with power supply 20 (10-801), the code keyboard can directly control a door lock. The code keyboard is illuminated by means of five blue LEDs.

- dimensions: 113 x 88 x 12 mm (HxWxD)
- power consumption: $I(a) = 0.4 \text{ mA}$ – $I(P_{\max}) = 59 \text{ mA}$
- stand-alone use: 24 Vdc, 60 mA
- stand-alone output: 24 Vdc (for controlling a 24 Vdc relay, such as a relay for external audio units (10-835))
- CE marking

COMPLETE UNIT

10-901 Pieces: 1 Code keyboard



Modular external audio unit for flush-mounting with 3 modules

Modular external audio unit for flush-mounting with 3 modules: audio, display and code lock

This modular flush-mounted external unit offers an elegant and flexible solution for your projects (up to 256 housing units). The start screen of the display can be configured individually (e.g. name of the residence). The front plate is made from high-quality brushed stainless steel. This complete audio set is equipped with an audio, display and code lock module.

It makes it possible to activate a door call, have a conversation and open the door. Thanks to the 3 function keys on the display module, you can easily navigate through the alphabetically sorted resident list. You can also use the code lock module to navigate via the flat number.

An overview of the entire series of modular external units (mounting kits and functional modules) can be found under 'video solutions'.

Do you require more information and/or help with your project? Feel free to contact Niko.

- front plate dimensions: 440 x 200 x 3 mm (HxWxD)
- flush-mounting frame dimensions: 420 x 180 x 50 mm (HxWxD)
- finishing colour: brushed steel; modules made of black aluminium
- protection degree: IP44
- ambient temperature: -20 °C to +50 °C
- vandal proof: yes
- input current in standby: $I(a) = 0.4 \text{ mA}$, $I(P) = 140 \text{ mA}$
- max input current: $I(P_{\max}) = 245 \text{ mA}$
- wire technique: 3-wired
- marking: CE
- suitable for projects with up to 256 housing units
- fully graphic, monochrome display of 160 x 104 pixels
- hands-free conversation (standard); full duplex conversation possible
- visual feedback for visitor (colour pictographs)
- error detection and indication
- integrated twilight switch
- direct dialling possible (in combination with 10-850)
- extra clamps: yes (e.g. for connecting door opener)
- removable EEPROM memory
- configurable with the Niko configuration software for access control

COMPLETE DEVICE

10-286 Pieces: 1 Modular external audio unit for flush-mounting with 3 modules

Door loudspeaker for flush mounting

The door loudspeaker is suitable for flush mounting into existing panels or panels of own design for door intercom or video intercom systems. The product is equipped with an adjustable microphone and loudspeaker. The push buttons can also be used for switching the light.



- dimensions: 80 x 112 x 34 mm (HxWxD)
- CE marking
- cable length of removable microphone: 25 cm
- connection terminals for 16 bell push buttons
- memory for two serial numbers per push button
- confirmation tone for the visitor
- removable EEPROM memory
- configurable with Niko Configuration SW for access control

The door loudspeaker is expandable with up to six extension modules (10-881-01) in cascade. The small connecting cable on the extension module enables its connection with the door loudspeaker.

- dimensions: 56 x 88 x 30 mm (HxWxD)
- CE marking
- connection terminals for 32 bell push buttons
- memory for two serial numbers per push button
- removable EEPROM memory

ACCESSORIES

10-881-01 Pieces: 1 Extension module



Compact internal audio unit for surface mounting

The communication with the visitor via this compact surface-mounted unit is hands-free. The surface-mounted unit includes five function keys:

- door opener key
- key for switching the light
- speech key
- key to activate and deactivate the ring signal
- free function key

One of the following functions can be assigned to the free function key:

- control function for the DIN rail relay (10-831)
- internal call
- Ring-and-come-in function
- call diversion

You can use the table-top support for mounting on a table:

- dimensions: 185 x 67 x 26 mm (HxWxD)
- includes a 3 m cable with RJ45 connector
- dimensions: 180 mm x 100 mm x 23 mm (HxWxD)
- front plate material: white synthetic
- mounting on flush-mounting box possible
- ambient temperature: -5 – +40 °C
- protection degree: IP30
- power supply voltage: 24 V DC $\pm 8\%$
- maximum input current: $I(P_{max}) = 75$ mA
- input current when idle:
 - two-wire: $I(a) = 1$ mA
 - three-wire: $I(a) = 0.2$ mA – $I(P) = 0.8$ mA
- CE marking
- parallel connection to another internal audio unit possible
- ringtone distinction for floor call, door call and internal call
- two indication LEDs for an engaged-line signal and a call signal
- adjustable ring volume with volume control at the bottom of the device
- configurable with the Niko configuration software for access control

COMPLETE DEVICE

10-525 Pieces: 1 Compete unit

Compact intercom for surface mounting

The intercom for surface mounting has four function keys:

- door opener key
- key for switching the light
- key for activating and deactivating the ring signal
- free function key



One of the following functionalities can be assigned to the free function key:

- control function for the DIN rail relay (10-831)
- internal call
- ring-and-come-in function
- call forwarding

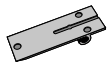
The table-top support is used for mounting on a table:

- dimensions: 185 x 67 x 26 mm (HxWxD)
- including a 3 m cable with RJ12 connector
- dimensions (without receiver): 180 x 100 x 23 mm (HxWxD)
- dimensions (with receiver): 204 x 100 x 50 mm (HxWxD)
- material of the housing: white plastic
- mounting on flush-mounting box possible
- CE marking
- ring tone distinction between a floor call, a door call and an internal call
- two indication LEDs for an engaged-line signal and a call signal
- adjustable ring and speech volume with volume control at the bottom
- configurable avec le logiciel de configuration Niko pour le contrôle d'accès
- parallel connection with another internal audio unit possible
- 13 adjustable ring tones

COMPLETE UNIT

10-505 Pieces: 1 Compact intercom for surface mounting, white

ACCESSORIES



10-509 Pieces: 1 Table-top support, aluminium

Compact intercom for surface mounting with extension

This intercom for surface mounting consists of a basic module and an extension module. The extension module is provided with ten free function keys with an indication LED and a text field for personalisation. One of the following functionalities can be assigned to a free function key:

- communicating with an external audio unit and switching the door opener relay
- internal call
- call forwarding
- control function
- dimensions: 215 x 172 x 43 mm (HxWxD)
- CE marking
- configurable avec le logiciel de configuration Niko pour le contrôle d'accès



COMPLETE UNIT

10-512 Pieces: 1 Compact intercom for surface mounting with extension, white



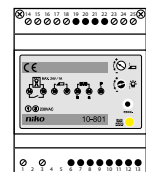
Extra bell for surface mounting

The extra bell can be added to an internal audio or video unit, so that calls never go unheard. There is a ring tone distinction between a floor call, a door call and an internal call. The ring signal can be deactivated by using the switch at the bottom of the bell. The ring volume can be adjusted during the installation. The bell will be connected to the bus system, and can be programmed in parallel with two internal audio or video units or directly to a bell push button. It is not necessary to add an extra contact or transformer.

- dimensions: 98 x 98 x 12 mm (HxWxD)
- material: white plastic
- CE marking

COMPLETE UNIT

10-521 Pieces: 1 Extra bell for surface mounting, white



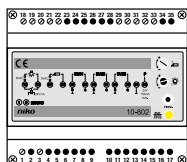
Power supply 20

This central power supply for DIN rail mounting is suitable for door and video intercom installations. When used in door intercom installations, a maximum of 20 internal audio units (10-501 and 10-505) or six internal audio units (10-525) and two illuminated external audio units can be connected to the power supply. When used in video intercom installations, an additional direct current power supply (10-805-01) is always required for the displays. The power supply has bus connections, a potential-free relay contact for the light circuit (max. 24 Vdc and 1 A) and an alternating current output for the door opener (8 - 12 Vac). The front side of the power supply is provided with a programming button, a status LED (lights up when put into operation) and two potentiometers to adjust the activation time of the door opener and light circuit.

- dimensions: 90 x 72 x 70 mm (HxWxD) (DIN 4U)
- input voltage: 230 Vac
- output voltage (bus): 24 V \pm 1 V
- activation time of the door opener: 0.8 - 8 s
- activation time of the light circuit: 0.5 s - 5 min
- current: 50 mA (for a two-wire connection), 130 mA (for a three-wire connection) (P wire)
- CE marking

COMPLETE DEVICE

10-801 Pieces: 1 Power supply 20




Power supply 100

This central power supply for DIN rail mounting is suitable for door intercom installations with a maximum of 80 internal audio units (10-525) or 24 internal audio units (10-520) and a maximum of four illuminated external audio units, depending on the selected types. The power supply has bus connections (for three two-wire buses), an additional power supply terminal P, a potential-free relay contact for the light circuit (max. 24 Vdc and 1 A) and a potential-free relay contact for the door opener (max. 24 Vdc and 1 A). The front side of the power supply is provided with a programming button, a status LED (lights up when put into operation) and two potentiometers to adjust the activation time of the door opener and light circuit.

- dimensions: 90 x 105 x 70 mm (HxWxD) (DIN 6U)
- input voltage: 230 Vac
- output voltage (bus): 24 V \pm 1 V
- activation time of the door opener: 0.8 - 8 s
- activation time of the light circuit: 0.5 s - 5 min
- current: max. 280 mA (three two-wire buses together)
- CE marking

COMPLETE UNIT

10-802 Pieces: 1 Power supply 100



Direct current power supply 2.5 A

This direct current power supply for DIN rail mounting is suitable for extensive video intercom installations. The power supply is always used in combination with power supply 20 (10-801) or power supply 100 (10-802).

- dimensions: 90 x 140 x 70 mm (HxWxD) (DIN 8U)
- input voltage: 230 V \pm 15%
- output voltage: 26 V (Imax: 2.5 A)
- CE marking

COMPLETE UNIT

10-805-01 Pieces: 1 Direct current power supply 2.5 A

Transformer

This transformer for DIN rail mounting is suitable for the power supply of door openers and doorbells.

- dimensions: DIN 2U
- input voltage: 230 Vac
- output voltage: 8 Vac (at 2 A), 12 Vac (at 1.3 A)
- CE marking



COMPLETE UNIT

10-819 Pieces: 1 Transformer

Relay for external audio units

This external relay is suitable for flush mounting in all external audio units and is used for opening a door lock.

- dimensions: 20 x 26 x 6 mm (HxWxD)
- relay contact: 24 V, 2 A
- CE marking



COMPLETE UNIT

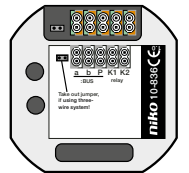


10-835 Pieces: 1 Relay for external audio units

Relay for flush mounting

This external relay is suitable for mounting in flush mounting boxes and is used for opening a door lock. The relay can react to the door opener function without additional programming. In case several relays are used, the programming should be carried out by means of the service set.

- dimensions: 51 x 51 x 22 mm (HxWxD)
- power supply (bus): 24 V \pm 1 V
- potential-free relay contact: 2 A
- CE marking



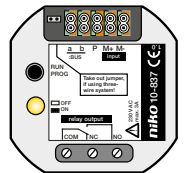
COMPLETE UNIT

10-836 Pieces: 1 Relay for flush mounting

Universal relay for flush mounting

This external, potential-free relay is suitable for mounting in flush-mounting boxes and is equipped with a potential-free input contact that can be used as an NO or NC contact. The relay is used for the connection of an additional bell or as a light switch.

- dimensions: 51 x 51 x 22 mm (HxWxD)
- power supply (bus): 24 V \pm 1 V
- potential-free relay contact: 230 Vac, 3 A
- CE marking



COMPLETE UNIT

10-837 Pieces: 1 Universal relay for flush mounting



DIN rail relay

The universal relay for DIN rail mounting (10-830) is used for the connection of an additional bell, as a light switch, ... The function of both the relay output and the input contact are freely programmable.

The pre-programmed relay for DIN rail mounting (10-831) switches its relay output when the control function of the internal audio or video units is used (by means of the free function key). The input contact switches the relay output according to the pre-set switching time.

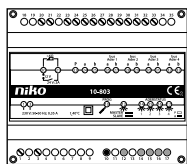
- dimensions: 85 x 18 x 65 mm (HxWxD) (DIN 1U)
- potential-free input contact
- potential-free relay contact: 230 V, 2 A
- two status LEDs for the relay output and the input contact
- switching time of the relay output: 0 - 63 s
- three-wire connection required (a, b, P)
- CE marking

COMPLETE UNIT

10-831 Pieces: 1 Pre-programmed DIN rail relay

COMPLETE UNIT

10-830 Pieces: 1 Universal DIN rail relay



NEW

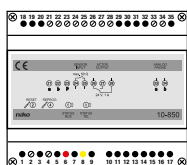
External unit connection for up to 4 slave external audio units

This external unit connection makes it possible to configure an access control installation with 1 main external unit and a maximum of 4 slave external audio units. From the main external unit a call can be made to all slave installations, and within the same slave installation speech connections can also be established.

- dimensions: 90 x 105 x 70 mm (HxWxD) (DIN 6U)
- input voltage: 230 Vac \pm 10%
- output voltage: +24 V \pm 8%
- output current: I(a) = 35 mA (on the line); I(P) = 60 mA
- activation time for door opener: 3 s (standard)
- wire technique: 3-wired
- marking: CE
- possibility to use 5 external unit connections in 1 installation
- (5x4 slave installations)

COMPLETE DEVICE

10-803 Pieces: 1 External unit connection for up to 4 slave external audio units



Telephone interface

This telephone interface is designed to connect the Niko access control installation to the telephone network via the a/b connection of analogue or ISDN telephone exchanges. The power supply voltage is provided via the P wire of the installation. This module is equipped with a potential-free input contact and a relay output with programmable switching time. A maximum of 64 numbers can be programmed in the memory of the telephone interface. In case more numbers are required, more telephone interfaces can be connected in parallel (up to 64).

- dimensions: 90 x 105 x 70 (HxWxD) (DIN 6U)
- CE marking
- security feature for programming mode via pin code
- control of door opener relay, light relay and a maximum of ten bus relays
- the external audio unit can be connected to the internal telephones

COMPLETE UNIT

10-850 Pieces: 1 Telephone interface

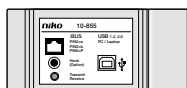


Niko configuration software for access control

Using Niko configuration software, you can configure your access control project offline beforehand (on laptop). You assign the bell push buttons to the right internal unit. You can set the desired parameters for most devices and units. After, you can quickly and easily upload the entire configuration into the installation, using the PC interface (10-855) which is available separately.

The Niko configuration software for access control can also be used to read an existing installation for maintenance of changing the parameters.

Download the Niko configuration software for access control via www.niko.be/NAC_Configuration_SW.



PC interface for programming and configuration

The PC interface, in combination with the Niko configuration software for access control, is suitable to read or configure a new or existing installation and/or modify the settings of separate devices. The interface is connected to the bus via an intermediate circuit board. The connection to the PC or laptop occurs via USB.

The drivers for PC interface can be downloaded via www.niko.eu. The drivers are available for PC or laptop with a Windows operating system.

- required PC configuration: minimum Windows 98SE
- USB connection: USB 1.1 or USB 2.0

For more information and project support, please contact Niko.

COMPLETE UNIT

10-855 Pieces: 1 PC interface for programming



Service set

With this service set, a complete installation can be easily programmed by one single person. All devices can be connected with one another without requiring access to the housing units. The service set can also be used to analyse the installation or to locate an error in the installation. Thanks to the built-in call suppression, all basic functions can be tested and programmed without bothering the residents. The service set is connected to the external unit(s) or the bus using a connection plug.

- dimensions: 200 x 50 x 35 mm (HxWxD)
- special functions such as program block
- function keys (light switch key, programming key, key for testing
- the speech connection to the external and internal unit
- indication of bus parameters (bus voltage, bus commands, ...) on the display

COMPLETE UNIT

10-870 Pieces: 1 Service set



Bell push button



The Niko bell push button is finished with high-quality materials such as sprayed aluminium and black technical plastic. The product is excellently protected against corrosion and is suitable for variable weather conditions. The text field is large and very well illuminated. The push button is provided with contacts of top quality: a reed contact, consisting of two bar contacts in a hermetically sealed glass enclosure. The lamp has to be removed when using an electronic gong.

- dimensions: 95 x 54 x 19 mm (HxWxD)

COMPLETE UNIT

05-540	Pieces: 10	Including lamp, 12 Vac, 1 A, black/aluminium
05-540-06	Pieces: 10	Including lamp, 6 Vac, 1 A, black/aluminium
05-540-13	Pieces: 10	Including lamp, 12 Vac, 1 A, white/white
05-540-23	Pieces: 10	Including lamp, 12 Vac, 1 A, black/white
05-540-33	Pieces: 10	Including lamp, 12 Vac, 1 A, white/aluminium

ACCESSORIES

	05-501-06	Pieces: 10	Lamp for bell push button, 6 Vac, 1 A
	05-501-12	Pieces: 10	Lamp for bell push button, 12 Vac, 1 A



Transformer

This transformer for DIN rail mounting is suitable for the power supply of door openers and doorbells.

- dimensions: DIN 2U
- input voltage: 230 Vac
- output voltage: 8 Vac (at 2 A), 12 Vac (at 1.3 A)
- CE marking

COMPLETE UNIT

10-819	Pieces: 1	Transformer
---------------	-----------	-------------





Index

Reference **Page****04**

04-613-32..... 4.03-6, 6.01-7

05

05-309..... 3.03-2, 3.04-1, 3.03-1
05-311..... 3.02-3
05-312..... 2.02-8, 3.03-6, 3.02-3
05-315..... 3.02-4
05-317..... 3.02-3
05-318..... 3.02-4
05-331..... 3.03-3
05-332..... 3.03-4
05-333..... 3.03-4
05-335..... 3.03-3
05-336..... 3.03-3
05-340..... 3.03-5
05-341..... 3.03-6
05-350..... 3.03-2
05-351..... 3.03-1
05-352..... 3.03-1
05-353..... 3.03-1
05-360..... 3.03-5
05-361..... 3.03-5
05-363..... 3.02-5
05-370..... 3.04-1
05-501-06..... 7.05-1
05-501-12..... 7.05-1
05-501..... 7.05-1
05-535..... 3.04-1
05-540-06..... 7.05-1
05-540-13..... 7.05-1
05-540-23..... 7.05-1
05-540-33..... 7.05-1
05-540..... 7.05-1
05-703..... 3.03-1, 6.02-2
05-704-19..... 6.02-2
05-704..... 3.03-1, 6.02-2
05-706-31..... 6.02-3
05-707..... 6.02-3
05-711..... 2.02-6, 6.02-5
05-715..... 2.02-7, 2.02-6, 3.03-2, 3.03-1, 6.02-3
05-728..... 3.03-1, 6.02-3

06

06-000-20..... 4.08-3
06-000-21..... 4.08-4
06-000-29..... 4.08-3
06-000..... 4.08-3, 4.08-4
06-002-11..... 4.08-4
06-002-20..... 4.08-3
06-002-21..... 4.08-4
06-002-29..... 4.08-3
06-002-50..... 4.08-4
06-002-51..... 4.08-4
06-002..... 4.08-4, 4.08-3
06-003-11..... 4.08-4
06-003-20..... 4.08-3
06-003-50..... 4.08-4
06-003-51..... 4.08-4
06-003..... 4.08-4, 4.08-3
06-004-11..... 4.08-4
06-004-20..... 4.08-3
06-004-51..... 4.08-4
06-004..... 4.08-3, 4.08-4
06-005-11..... 4.08-4
06-005-20..... 4.08-3
06-005-51..... 4.08-4
06-005..... 4.08-3, 4.08-4
06-010-20..... 4.08-3
06-010..... 4.08-3
06-012-20..... 4.08-3

Reference **Page**

06-012..... 4.08-3
06-013-20..... 4.08-3
06-013..... 4.08-3
06-020..... 4.08-3
06-030..... 4.08-3
06-099-01..... 4.08-3
06-103..... 4.08-1
06-104..... 4.08-1, 4.08-2
06-105..... 4.08-1, 4.08-2
06-107..... 4.08-1
06-190..... 4.08-1, 4.08-2
06-191..... 4.08-1, 4.08-2
06-192..... 4.08-1, 4.08-2
06-200..... 4.08-1
06-201..... 4.08-1
06-202..... 4.08-1
06-206..... 4.08-1
06-208..... 4.08-1, 4.08-2
06-293..... 4.08-1, 4.08-2
06-300..... 4.08-2
06-301..... 4.08-2
06-302..... 4.08-2
06-303..... 4.08-2
06-306..... 4.08-2

09

09-016-10..... 4.01-58, 4.01-54
09-016..... 4.01-58, 4.01-54
09-794-31..... 6.02-2

10

10-010..... 7.01-2
10-015..... 7.01-5
10-050..... 7.01-2
10-055..... 7.01-5
10-060..... 7.01-1
10-065..... 7.01-4
10-070..... 7.01-1
10-075..... 7.01-4
10-080..... 7.01-3
10-085..... 7.01-6
10-090..... 7.01-3
10-095..... 7.01-6
10-104..... 7.03-1
10-106..... 7.03-1
10-108..... 7.03-1
10-110..... 7.03-1
10-112-01..... 7.03-1, 7.02-1
10-112..... 7.03-1, 7.02-1
10-114-01..... 7.03-1, 7.02-1
10-116-01..... 7.03-1, 7.02-1
10-118-01..... 7.03-1, 7.02-1
10-120-01..... 7.03-1, 7.02-1
10-151..... 7.01-5, 7.03-1, 7.01-2
10-152..... 7.01-5, 7.03-1, 7.01-2
10-153..... 7.03-1
10-154..... 7.03-1
10-156..... 7.03-1
10-158..... 7.03-1
10-161..... 7.01-4, 7.02-1, 7.01-1
10-162..... 7.01-4, 7.02-1, 7.01-1
10-163..... 7.02-1
10-201..... 7.01-6, 7.03-2, 7.01-3
10-202..... 7.01-6, 7.03-2, 7.01-3
10-203..... 7.03-2
10-204..... 7.03-2
10-206..... 7.03-2
10-208..... 7.03-2
10-210..... 7.03-2
10-212..... 7.03-2
10-214..... 7.03-2

Reference **Page**

10-216..... 7.03-2
10-218..... 7.03-2
10-220..... 7.03-2
10-224..... 7.03-2
10-227..... 7.03-2
10-286..... 7.03-3
10-301..... 7.02-2
10-302..... 7.02-2
10-303..... 7.02-2
10-304..... 7.02-2
10-306..... 7.02-2
10-308..... 7.02-2
10-310..... 7.02-2
10-312..... 7.02-2
10-314..... 7.02-2
10-316..... 7.02-2
10-318..... 7.02-2
10-321..... 7.02-2
10-324..... 7.02-2
10-351..... 7.02-3
10-352..... 7.02-3
10-353..... 7.02-3
10-354..... 7.02-3
10-355..... 7.02-3
10-356..... 7.02-3
10-357..... 7.02-3
10-358..... 7.02-3
10-360..... 7.02-5, 7.02-4
10-361..... 7.02-4
10-362..... 7.02-5, 7.02-4
10-363..... 7.02-5, 7.02-4
10-364..... 7.02-5
10-365..... 7.02-5
10-366..... 7.02-6
10-386..... 7.02-3
10-404..... 7.02-1
10-406..... 7.02-1
10-408..... 7.02-1
10-410..... 7.02-1
10-412..... 7.02-1
10-416..... 7.02-1
10-490-02..... 7.02-6
10-490-03..... 7.02-14
10-491-01..... 7.02-7
10-496..... 7.02-6
10-498..... 7.02-6, 7.02-7, 7.02-13,
7.02-14, 7.02-4
10-499..... 7.02-13
10-501..... 7.03-7, 7.02-10
10-505..... 7.01-2, 7.01-3, 7.01-4, 7.01-5, 7.01-6,
7.02-10, 7.03-6, 7.03-7, 7.01-1
10-509..... 7.01-6, 7.03-6, 7.01-5
10-512..... 7.03-6
10-519..... 7.01-3, 7.01-2
10-520..... 7.03-7
10-521..... 7.03-7
10-525..... 7.01-2, 7.01-3, 7.01-4, 7.01-5, 7.01-6,
7.02-10, 7.03-5, 7.03-7, 7.01-1
10-567..... 7.02-8, 7.01-1
10-568..... 7.02-9
10-570..... 7.01-4, 7.02-8, 7.01-1
10-571..... 7.01-4, 7.02-9, 7.01-1
10-572..... 7.02-10
10-573..... 7.02-10
10-575..... 7.01-4, 7.02-8, 7.01-1
10-576..... 7.02-7
10-801..... 7.01-3, 7.01-5, 7.01-6, 7.02-3,
7.02-10, 7.02-11, 7.03-3,
7.03-7, 7.01-2
10-802..... 7.03-7, 7.02-11
10-803..... 7.03-9

Reference	Page	Reference	Page	Reference	Page
10-805-01	7.02-11, 7.03-7, 7.02-10	100-31000	4.01-54, 4.03-3, 4.03-4, 4.03-2, 6.01-3, 6.01-4, 6.01-2	100-64007	4.01-52
10-806	7.01-4, 7.02-11, 7.01-1	100-31001	4.03-6, 6.01-7, 6.01-6	100-64008	4.01-52
10-819	7.03-8, 7.05-1, 7.02-11	100-31002	3.01-5, 3.01-3, 4.03-5, 6.01-5	100-64009	4.01-52
10-821-01	7.02-12	100-31003	4.03-4, 4.03-7, 4.03-1, 5.03-12, 6.01-4, 6.01-6, 6.01-1	100-64800	4.01-37
10-822-01	7.02-12	100-31004	3.01-4	100-64806	4.01-37
10-824-01	7.01-4, 7.02-12, 7.01-1	100-32002	3.01-5, 3.01-3	100-64906	4.01-38
10-825	7.02-13	100-32004	3.01-4	100-65000	4.01-50
10-826	7.02-13	100-40050	4.01-46	100-65016	4.01-51, 4.01-26
10-830	7.03-9, 7.02-12	100-40150	4.01-47	100-65100	4.02-15, 4.02-17, 4.02-19, 4.02-21, 4.07-8, 4.07-9, 4.02-11
10-831	7.01-2, 7.01-3, 7.01-4, 7.01-5, 7.01-6, 7.02-7, 7.02-8, 7.02-9, 7.02-10, 7.02-12, 7.03-5, 7.03-6, 7.03-9, 7.01-1	100-40250	4.01-46	100-65113	4.02-11
10-835	7.03-3, 7.03-8, 7.02-3	100-40350	4.01-47	100-65114	4.02-12
10-836	7.03-8, 7.02-11	100-51001	2.01-2	100-65138	4.02-13
10-837	7.03-8, 7.02-11	100-51002	2.01-2	100-65151	4.02-15
10-845	7.02-14	100-51004	2.01-3	100-65152	4.02-16
10-850	7.02-14, 7.03-3, 7.03-9, 7.02-4	100-51006	2.01-3	100-65155	4.02-17
10-855	7.04-1	100-51033	2.01-5	100-65156	4.02-18
10-870	7.04-1	100-51036	2.01-5	100-65167	4.02-22
10-876	7.03-1, 7.02-1	100-51043	2.01-4	100-65200	4.02-16, 4.02-18, 4.02-20, 4.02-22, 4.07-8, 4.07-10, 4.02-12
10-881-01	7.03-4, 7.02-6	100-51046	2.01-4	100-65238	4.02-14
10-896	7.02-6	100-52001	2.01-2	100-65251	4.02-15
10-901	7.03-3, 7.02-3	100-52002	2.01-2	100-65252	4.02-16
10-905-01	7.02-5, 7.03-2, 7.02-2	100-52004	2.01-3	100-65255	4.02-17
10-905-02	7.02-5, 7.03-2, 7.02-2	100-52006	2.01-3	100-65256	4.02-18
10-905	7.02-5, 7.03-2, 7.02-2	100-52033	2.01-5	100-65258	4.02-14
		100-52036	2.01-5	100-65267	4.02-22
		100-52043	2.01-4	100-65400	4.02-22, 4.07-8, 4.02-21
11		100-52046	2.01-4	100-65702	4.02-14, 4.02-13
11-865	4.01-58, 4.06-1	100-52054	2.01-6	100-65900	4.01-40
11-866	4.01-58, 4.06-1	100-55511	2.01-9	100-65905	4.01-40
31		100-60000	4.01-44	100-65914	4.01-41
31-865	4.01-58, 4.06-1	100-60005	4.01-18, 4.01-19, 4.01-20, 4.01-21, 4.01-22, 4.01-23, 4.01-28, 4.01-29, 4.01-30, 4.01-31, 4.01-44, 4.01-45, 4.01-17	100-65918	4.01-42
31-866	4.01-58, 4.06-1	100-60010	4.01-44	100-65926	4.01-43, 4.01-42
65		100-60050	4.01-48	100-65936	4.01-43
65-230	6.02-5	100-60150	4.01-49	100-65937	4.01-43
65-330	6.02-5	100-60900	4.01-44	100-65938	4.01-43
65-410	2.02-7, 2.02-6, 3.03-2, 6.02-4	100-60905	4.01-18, 4.01-19, 4.01-20, 4.01-21, 4.01-22, 4.01-23, 4.01-44, 4.01-45, 4.01-17	100-66100	4.01-7
65-411	6.02-4	100-61100	4.01-17	100-66101	4.01-10, 4.01-7
65-412	2.02-7, 2.02-6, 6.02-5	100-61105	4.01-18, 4.01-19, 4.01-20, 4.01-21, 4.01-22, 4.01-23, 4.01-44, 4.01-45, 4.01-17	100-66102	4.01-10
65-413	6.02-6	100-61106	4.01-21, 4.01-23, 4.01-20	100-66105	4.01-7
65-416	2.02-7, 2.02-6, 6.02-6	100-61200	4.01-18	100-66500	4.01-1
65-417	6.02-7	100-61300	4.01-19	100-66501	4.01-1
65		100-61500	4.01-25	100-66505	4.01-1
65-230	6.02-5	100-61505	4.01-26, 4.01-27, 4.01-50, 4.01-51, 4.01-25	100-66515	4.01-1
65-330	6.02-5	100-61507	4.01-26, 4.01-27, 4.01-50, 4.01-51, 4.01-25	100-66600	4.01-5
65-410	2.02-7, 2.02-6, 3.03-2, 6.02-4	100-61600	4.01-20	100-66601	4.01-10, 4.01-5
65-411	6.02-4	100-61616	4.01-21	100-66602	4.01-10
65-412	2.02-7, 2.02-6, 6.02-5	100-61700	4.01-22	100-66603	4.01-6
65-413	6.02-6	100-61900	4.01-24	100-66606	4.01-9
65-416	2.02-7, 2.02-6, 6.02-6	100-61901	4.01-24	100-66607	4.01-8
65-417	6.02-7	100-62200	4.01-23	100-66617	4.01-8
67		100-62415	4.01-14	100-66901	4.01-11, 4.01-2
67-710	6.02-7	100-62416	4.01-14	100-66905	4.01-2
100		100-62600	4.01-27	100-66906	4.01-4
100-00001	3.02-1	100-62815	4.01-15	100-66908	4.01-3
100-00002	3.02-1	100-62816	4.01-14	100-66915	4.01-2
100-00004	3.02-1	100-63606	4.01-33, 4.01-34, 4.01-35, 4.01-36, 4.01-32	100-67100	4.01-28
100-00006	3.02-1	100-63906	4.01-37	100-67200	4.01-29
100-00007	3.02-2	100-64000	4.01-52	100-67300	4.01-30
100-00008	3.02-2	100-64006	4.01-52	100-67410	4.01-12
100-00010	3.02-2			100-67600	4.01-31
100-00012	3.02-2			100-67700	4.01-11
100-00013	3.02-2			100-67835	4.01-11
100-03000	4.01-45			100-67845	4.01-11
100-26610	4.01-14			100-67940	4.01-11
				100-68001	4.01-15
				100-69031	4.02-9
				100-69090	4.02-10
				100-69091	4.02-10
				100-69101	4.02-5

Reference	Page	Reference	Page	Reference	Page
100-69120	4.02-5	101-07610	4.08-5	101-63606	4.01-33, 4.01-34, 4.01-35, 4.01-36, 4.01-32
100-69416	4.02-4	101-09010	4.08-4	101-63906	4.01-37
100-69417	4.02-4	101-09210	4.08-5	101-64000	4.01-52
100-69500	4.02-6	101-09610	4.08-5	101-64006	4.01-52
100-69510	4.01-16	101-31000	4.01-54, 4.03-3, 4.03-4, 4.03-2, 6.01-3, 6.01-4, 6.01-2	101-64007	4.01-52
100-69512	4.01-16	101-31001	4.03-6, 6.01-7, 6.01-6	101-64008	4.01-52
100-69550	4.02-7	101-31002	3.01-5, 3.01-3, 4.03-5, 6.01-5	101-64009	4.01-52
100-69551	4.02-7	101-31003	4.03-4, 4.03-7, 4.03-1, 5.03-12, 6.01-4, 6.01-6, 6.01-1	101-64806	4.01-37
100-69600	4.02-8	101-31004	3.01-4	101-64906	4.01-38
100-69701	4.02-3	101-32002	3.01-5, 3.01-3	101-65000	4.01-50
100-69702	4.02-8, 4.02-6	101-32004	3.01-4	101-65100	4.02-15, 4.02-17, 4.02-19, 4.02-21, 4.07-8, 4.07-9, 4.08-6, 4.08-5, 4.02-11
100-69716	4.02-1	101-40050	4.01-46	101-65113	4.02-11
100-69717	4.02-1	101-40150	4.01-47	101-65114	4.02-12
100-69800	4.02-3	101-40250	4.01-46	101-65138	4.02-13
100-69801	4.02-3	101-40350	4.01-47	101-65151	4.02-15
100-69856	4.02-2	101-51001	2.01-2	101-65152	4.02-16
100-75251	4.02-15	101-51002	2.01-2	101-65155	4.02-17
100-75252	4.02-16	101-51004	2.01-3	101-65156	4.02-18
100-75255	4.02-17	101-51006	2.01-3	101-65167	4.02-22
100-75256	4.02-18	101-51033	2.01-5	101-65200	4.02-16, 4.02-18, 4.02-20, 4.02-22, 4.07-8, 4.07-10, 4.08-6, 4.08-5, 4.02-12
100-76000	4.01-55	101-51036	2.01-5	101-65238	4.02-14
100-76001	4.01-55	101-51043	2.01-4	101-65250	4.08-5
100-76005	back cover	101-51046	2.01-4	101-65251	4.02-15
100-76100	back cover	101-52001	2.01-2	101-65252	4.02-16
100-76200	back cover	101-52002	2.01-2	101-65255	4.02-17
100-76300	back cover	101-52004	2.01-3	101-65256	4.02-18
100-76400	back cover	101-52006	2.01-3	101-65258	4.02-14
100-76700	back cover	101-52033	2.01-5	101-65267	4.02-22
100-76800	back cover	101-52036	2.01-5	101-65400	4.02-22, 4.07-8, 4.08-5, 4.02-21
100-76900	4.01-54	101-52043	2.01-4	101-65500	4.07-9, 4.08-6, 4.08-5, 4.07-8
100-76901	4.01-54, 4.02-24	101-52046	2.01-4	101-65600	4.07-10, 4.08-6, 4.08-5, 4.07-8
100-77001	3.03-4, 3.03-3	101-52054	2.01-6	101-65702	4.02-14, 4.02-13
100-77100	4.01-58	101-55511	2.01-9	101-65900	4.01-40
100-77500	4.01-58	101-60000	4.01-44	101-65905	4.01-40
100-78010	4.04-1, 5.06-1, 6.03-1	101-60005	4.01-18, 4.01-19, 4.01-20, 4.01-21, 4.01-22, 4.01-23, 4.01-28, 4.01-29, 4.01-30, 4.01-31, 4.01-44, 4.01-45, 4.01-17	101-65914	4.01-41
100-78011	4.04-1, 5.06-1, 6.03-1	101-60010	4.01-44	101-65918	4.01-42
100-78020	4.04-1, 5.06-1, 6.03-1	101-60050	4.01-48	101-65926	4.01-43, 4.01-42
100-78021	4.04-1, 5.06-1, 6.03-1	101-60150	4.01-49	101-65936	4.01-43
100-78040	4.04-2, 5.06-2, 6.03-2	101-60900	4.01-44	101-65937	4.01-43
100-78041	4.04-2, 5.06-2, 6.03-2	101-60905	4.01-18, 4.01-19, 4.01-20, 4.01-21, 4.01-22, 4.01-23, 4.01-44, 4.01-45, 4.01-17	101-65938	4.01-43
100-78200	4.01-39	101-61100	4.01-17	101-66100	4.01-7
100-78300	4.01-41	101-61105	4.01-18, 4.01-19, 4.01-20, 4.01-21, 4.01-22, 4.01-23, 4.01-44, 4.01-45, 4.01-17	101-66101	4.01-10, 4.01-7
100-79090	4.02-10	101-61106	4.01-21, 4.01-23, 4.01-20	101-66102	4.01-10
100-80100	4.06-1	101-61200	4.01-18	101-66105	4.01-7
100-80200	4.06-1	101-61500	4.01-25	101-66500	4.01-1
100-81515	4.01-25	101-61505	4.01-26, 4.01-27, 4.01-50, 4.01-51, 4.01-25	101-66501	4.01-1
100-81615	4.01-20	101-61507	4.01-26, 4.01-27, 4.01-50, 4.01-51, 4.01-25	101-66505	4.01-1
100-81715	4.01-22	101-61600	4.01-20	101-66515	4.01-1
100-88000	4.01-53	101-61616	4.01-21	101-66601	4.01-10, 4.01-5
100-88001	4.01-53	101-61700	4.01-22	101-66602	4.01-10
100-88102	4.01-53	101-61900	4.01-24	101-66603	4.01-6
100-88103	4.01-53	101-61901	4.01-24	101-66606	4.01-9
100-90001	6.04-8	101-62200	4.01-23	101-66607	4.01-8
101-00001	3.02-1	101-62415	4.01-14	101-66617	4.01-8
101-00002	3.02-1	101-62416	4.01-14	101-66901	4.01-11, 4.01-2
101-00004	3.02-1	101-62600	4.01-27	101-66905	4.01-2
101-00006	3.02-1	101-62815	4.01-15	101-66906	4.01-4
101-00007	3.02-2	101-62816	4.01-14	101-66908	4.01-3
101-00008	3.02-2	101-63600	4.01-34	101-66915	4.01-2
101-00010	3.02-2			101-67100	4.01-28
101-00012	3.02-2			101-67200	4.01-29
101-00013	3.02-2			101-67300	4.01-30
101-01010	4.08-4			101-67410	4.01-12
101-01210	4.08-5			101-67600	4.01-31
101-01610	4.08-5			101-67700	4.01-11
101-02610	4.08-5			101-67835	4.01-11
101-07010	4.08-4			101-67845	4.01-11
101-07210	4.08-5				

Reference	Page	Reference	Page	Reference	Page
101-67940	4.01-11	102		102-65200	4.02-16, 4.02-18, 4.02-20, 4.02-22, 4.07-8, 4.07-10, 4.02-12
101-68001	4.01-15	102-00001	3.02-1	102-65400	4.02-22, 4.07-8, 4.02-21
101-69002	4.08-7	102-00002	3.02-1	102-65702	4.02-14, 4.02-13
101-69031	4.02-9	102-00004	3.02-1	102-65905	4.01-40
101-69032	4.08-7, 4.07-10	102-00006	3.02-1	102-65914	4.01-41
101-69090	4.02-10	102-00007	3.02-2	102-65918	4.01-42
101-69091	4.02-10	102-00008	3.02-2	102-65926	4.01-43, 4.01-42
101-69092	4.08-7, 4.07-10	102-00010	3.02-2	102-65936	4.01-43
101-69101	4.02-5	102-00012	3.02-2	102-65937	4.01-43
101-69121	4.08-7, 4.07-11	102-00013	3.02-2	102-65938	4.01-43
101-69416	4.02-4	102-31000	4.01-54, 4.03-3, 4.03-4, 4.03-2, 6.01-3, 6.01-4, 6.01-2	102-66101	4.01-10, 4.01-7
101-69417	4.02-4			102-66501	4.01-1
101-69500	4.02-6	102-31001	4.03-6, 6.01-7, 6.01-6	102-66601	4.01-10, 4.01-5
101-69501	4.08-7, 4.07-11	102-31002	3.01-5, 3.01-3, 4.03-5, 6.01-5	102-66603	4.01-6
101-69510	4.01-16	102-31003	4.03-4, 4.03-7, 4.03-1, 5.03-12, 6.01-4, 6.01-6, 6.01-1	102-66606	4.01-9
101-69512	4.01-16			102-66607	4.01-8
101-69551	4.02-7	102-31004	3.01-4	102-66901	4.01-11, 4.01-2
101-69552	4.08-7, 4.07-11	102-32002	3.01-5, 3.01-3	102-66906	4.01-4
101-69600	4.02-8	102-32004	3.01-4	102-66908	4.01-3
101-69601	4.08-7, 4.07-11	102-40050	4.01-46	102-68001	4.01-15
101-69700	4.02-3	102-40150	4.01-47	102-69031	4.02-9
101-69701	4.02-3	102-40250	4.01-46	102-69091	4.02-10
101-69702	4.02-8, 4.02-6	102-40350	4.01-47	102-69101	4.02-5
101-69703	4.08-7, 4.07-11	102-51001	2.01-2	102-69416	4.02-4
101-69716	4.08-7, 4.02-1	102-51002	2.01-2	102-69417	4.02-4
101-69717	4.08-7, 4.02-1	102-51004	2.01-3	102-69551	4.02-7
101-69800	4.02-3	102-51006	2.01-3	102-69701	4.02-3
101-69801	4.02-3	102-51033	2.01-5	102-69702	4.02-8, 4.02-6
101-69803	4.08-7, 4.07-11	102-51036	2.01-5	102-69716	4.02-1
101-69856	4.02-2	102-51043	2.01-4	102-69717	4.02-1
101-75251	4.02-15	102-51046	2.01-4	102-69801	4.02-3
101-75252	4.02-16	102-52001	2.01-2	102-69856	4.02-2
101-75255	4.02-17	102-52002	2.01-2	102-76001	4.01-55
101-75256	4.02-18	102-52004	2.01-3	102-76005	back cover
101-76000	4.01-55	102-52006	2.01-3	102-76100	back cover
101-76001	4.01-55	102-52033	2.01-5	102-76200	back cover
101-76005	back cover	102-52036	2.01-5	102-76300	back cover
101-76100	back cover	102-52043	2.01-4	102-76400	back cover
101-76101	back cover	102-52046	2.01-4	102-76700	back cover
101-76200	back cover	102-52054	2.01-6	102-76800	back cover
101-76300	back cover	102-55511	2.01-9	102-76901	4.01-54, 4.02-24
101-76400	back cover	102-60005	4.01-18, 4.01-19, 4.01-20, 4.01-21, 4.01-22, 4.01-23, 4.01-28, 4.01-29, 4.01-30, 4.01-31, 4.01-44, 4.01-45, 4.01-17	102-77001	3.03-4, 3.03-3
101-76700	back cover			102-77100	4.01-58
101-76800	back cover	102-60050	4.01-48	102-77500	4.01-58
101-76801	back cover	102-60150	4.01-49	102-78010	4.04-1, 5.06-1, 6.03-1
101-76900	4.01-54	102-60905	4.01-18, 4.01-19, 4.01-20, 4.01-21, 4.01-22, 4.01-23, 4.01-44, 4.01-45, 4.01-17	102-78020	4.04-1, 5.06-1, 6.03-1
101-76901	4.01-54, 4.02-24			102-78021	4.04-1, 5.06-1, 6.03-1
101-77001	3.03-4, 3.03-3	102-61105	4.01-18, 4.01-19, 4.01-20, 4.01-21, 4.01-22, 4.01-23, 4.01-44, 4.01-45, 4.01-17	102-78040	4.04-2, 5.06-2, 6.03-2
101-77100	4.01-58			102-78041	4.04-2, 5.06-2, 6.03-2
101-77500	4.01-58	102-61106	4.01-21, 4.01-23, 4.01-20	102-78200	4.01-39
101-78010	4.04-1, 5.06-1, 6.03-1	102-61505	4.01-26, 4.01-27, 4.01-50, 4.01-51, 4.01-25	102-78300	4.01-41
101-78020	4.04-1, 5.06-1, 6.03-1			102-88000	4.01-53
101-78021	4.04-1, 5.06-1, 6.03-1	102-61507	4.01-26, 4.01-27, 4.01-50, 4.01-51, 4.01-25	102-88001	4.01-53
101-78040	4.04-2, 5.06-2, 6.03-2			102-88102	4.01-53
101-78041	4.04-2, 5.06-2, 6.03-2	102-61900	4.01-24	102-88103	4.01-53
101-78200	4.01-39	102-61901	4.01-24	102-90001	6.04-8
101-78300	4.01-41	102-63606	4.01-33, 4.01-34, 4.01-35, 4.01-36, 4.01-32		
101-79090	4.02-10	102-63906	4.01-37	104	
101-80100	4.06-1	102-64006	4.01-52	104-00001	3.02-1
101-80200	4.06-1	102-64007	4.01-52	104-00002	3.02-1
101-81515	4.01-25	102-64008	4.01-52	104-00004	3.02-1
101-81615	4.01-20	102-64009	4.01-52	104-00006	3.02-1
101-81715	4.01-22	102-64806	4.01-37	104-00007	3.02-2
101-88000	4.01-53	102-64906	4.01-38	104-00008	3.02-2
101-88001	4.01-53	102-65100	4.02-15, 4.02-17, 4.02-19, 4.02-21, 4.07-8, 4.07-9, 4.02-11	104-00010	3.02-2
101-88102	4.01-53			104-00012	3.02-2
101-88103	4.01-53			104-00013	3.02-2
101-90001	6.04-8			104-31000	4.01-54, 4.03-3, 4.03-4, 4.03-2, 6.01-3, 6.01-4, 6.01-2
				104-31001	4.03-6, 6.01-7, 6.01-6

Reference	Page
104-31002	3.01-5, 3.01-3, 4.03-5, 6.01-5
104-31003	4.03-4, 4.03-7, 4.03-1, 5.03-12, 6.01-4, 6.01-6, 6.01-1
104-31004	3.01-4
104-32002	3.01-5, 3.01-3
104-32004	3.01-4
104-40050	4.01-46
104-40150	4.01-47
104-40250	4.01-46
104-40350	4.01-47
104-51001	2.01-2
104-51002	2.01-2
104-51004	2.01-3
104-51006	2.01-3
104-51033	2.01-5
104-51036	2.01-5
104-51043	2.01-4
104-51046	2.01-4
104-52001	2.01-2
104-52002	2.01-2
104-52004	2.01-3
104-52006	2.01-3
104-52033	2.01-5
104-52036	2.01-5
104-52043	2.01-4
104-52046	2.01-4
104-52054	2.01-6
104-55511	2.01-9
104-60005	4.01-18, 4.01-19, 4.01-20, 4.01-21, 4.01-22, 4.01-23, 4.01-28, 4.01-29, 4.01-30, 4.01-31, 4.01-44, 4.01-45, 4.01-17
104-60050	4.01-48
104-60150	4.01-49
104-60905	4.01-18, 4.01-19, 4.01-20, 4.01-21, 4.01-22, 4.01-23, 4.01-44, 4.01-45, 4.01-17
104-61105	4.01-18, 4.01-19, 4.01-20, 4.01-21, 4.01-22, 4.01-23, 4.01-44, 4.01-45, 4.01-17
104-61106	4.01-21, 4.01-23, 4.01-20
104-61505	4.01-26, 4.01-27, 4.01-50, 4.01-51, 4.01-25
104-61507	4.01-26, 4.01-27, 4.01-50, 4.01-51, 4.01-25
104-61900	4.01-24
104-61901	4.01-24
104-63606	4.01-33, 4.01-34, 4.01-35, 4.01-36, 4.01-32
104-63906	4.01-37
104-64006	4.01-52
104-64007	4.01-52
104-64008	4.01-52
104-64009	4.01-52
104-64806	4.01-37
104-64906	4.01-38
104-65100	4.02-15, 4.02-17, 4.02-19, 4.02-21, 4.07-8, 4.07-9, 4.02-11
104-65200	4.02-16, 4.02-18, 4.02-20, 4.02-22, 4.07-8, 4.07-10, 4.02-12
104-65400	4.02-22, 4.07-8, 4.02-21
104-65702	4.02-14, 4.02-13
104-65905	4.01-40
104-65914	4.01-41
104-65918	4.01-42
104-65926	4.01-43, 4.01-42
104-65936	4.01-43
104-65937	4.01-43
104-65938	4.01-43
104-66101	4.01-10, 4.01-7
104-66501	4.01-1

Reference	Page
104-66601	4.01-10, 4.01-5
104-66603	4.01-6
104-66606	4.01-9
104-66607	4.01-8
104-66901	4.01-11, 4.01-2
104-66906	4.01-4
104-66908	4.01-3
104-68001	4.01-15
104-69031	4.02-9
104-69091	4.02-10
104-69101	4.02-5
104-69416	4.02-4
104-69417	4.02-4
104-69551	4.02-7
104-69701	4.02-3
104-69702	4.02-8, 4.02-6
104-69716	4.02-1
104-69717	4.02-1
104-69801	4.02-3
104-69856	4.02-2
104-76001	4.01-55
104-76005	back cover
104-76100	back cover
104-76200	back cover
104-76300	back cover
104-76400	back cover
104-76700	back cover
104-76800	back cover
104-76901	4.01-54, 4.02-24
104-77001	3.03-4, 3.03-3
104-78010	4.04-1, 5.06-1, 6.03-1
104-78020	4.04-1, 5.06-1, 6.03-1
104-78021	4.04-1, 5.06-1, 6.03-1
104-78040	4.04-2, 5.06-2, 6.03-2
104-78041	4.04-2, 5.06-2, 6.03-2
104-78200	4.01-39
104-78300	4.01-41
104-88000	4.01-53
104-88001	4.01-53
104-88102	4.01-53
104-88103	4.01-53
104-90001	6.04-8
111	
111-67940	4.01-11
120	
120-76005	back cover
120-76100	back cover
120-76101	back cover
120-76200	back cover
120-76300	back cover
120-76400	back cover
120-76401	back cover
120-76402	back cover
120-76700	back cover
120-76701	back cover
120-76702	back cover
120-76800	back cover
120-76801	back cover
120-76802	back cover
121	
121-00001	3.02-1
121-00002	3.02-1
121-00004	3.02-1
121-00006	3.02-1
121-00007	3.02-2
121-00008	3.02-2
121-00010	3.02-2
121-00012	3.02-2

Reference	Page
121-00013	3.02-2
121-31000	4.01-54, 4.03-3, 4.03-4, 4.03-2, 6.01-3, 6.01-4, 6.01-2
121-31001	4.03-6, 6.01-7, 6.01-6
121-31002	3.01-5, 3.01-3, 4.03-5, 6.01-5
121-31003	4.03-4, 4.03-7, 4.03-1, 5.03-12, 6.01-4, 6.01-6, 6.01-1
121-31004	3.01-4
121-32002	3.01-5, 3.01-3
121-32004	3.01-4
121-40050	4.01-46
121-40150	4.01-47
121-40250	4.01-46
121-40350	4.01-47
121-51001	2.01-2
121-51002	2.01-2
121-51004	2.01-3
121-51006	2.01-3
121-51033	2.01-5
121-51036	2.01-5
121-51043	2.01-4
121-51046	2.01-4
121-52001	2.01-2
121-52002	2.01-2
121-52004	2.01-3
121-52006	2.01-3
121-52033	2.01-5
121-52036	2.01-5
121-52043	2.01-4
121-52046	2.01-4
121-52054	2.01-6
121-55511	2.01-9
121-60005	4.01-18, 4.01-19, 4.01-20, 4.01-21, 4.01-22, 4.01-23, 4.01-28, 4.01-29, 4.01-30, 4.01-31, 4.01-44, 4.01-45, 4.01-17
121-60050	4.01-48
121-60150	4.01-49
121-60905	4.01-18, 4.01-19, 4.01-20, 4.01-21, 4.01-22, 4.01-23, 4.01-44, 4.01-45, 4.01-17
121-61105	4.01-18, 4.01-19, 4.01-20, 4.01-21, 4.01-22, 4.01-23, 4.01-44, 4.01-45, 4.01-17
121-61106	4.01-21, 4.01-23, 4.01-20
121-61505	4.01-26, 4.01-27, 4.01-50, 4.01-51, 4.01-25
121-61507	4.01-26, 4.01-27, 4.01-50, 4.01-51, 4.01-25
121-61900	4.01-24
121-61901	4.01-24
121-63606	4.01-33, 4.01-34, 4.01-35, 4.01-36, 4.01-32
121-63906	4.01-37
121-64006	4.01-52
121-64007	4.01-52
121-64008	4.01-52
121-64009	4.01-52
121-64806	4.01-37
121-64906	4.01-38
121-65100	4.02-15, 4.02-17, 4.02-19, 4.02-21, 4.07-8, 4.07-9, 4.02-11
121-65200	4.02-16, 4.02-18, 4.02-20, 4.02-22, 4.07-8, 4.07-10, 4.02-12
121-65400	4.02-22, 4.07-8, 4.02-21
121-65702	4.02-14, 4.02-13
121-65905	4.01-40
121-65914	4.01-41
121-65918	4.01-42
121-65926	4.01-43, 4.01-42
121-65936	4.01-43

Reference	Page	Reference	Page	Reference	Page
121-65937.....	4.01-43	122-51001.....	2.01-2	122-69101.....	4.02-5
121-65938.....	4.01-43	122-51002.....	2.01-2	122-69416.....	4.02-4
121-66101.....	4.01-10, 4.01-7	122-51004.....	2.01-3	122-69417.....	4.02-4
121-66501.....	4.01-1	122-51006.....	2.01-3	122-69551.....	4.02-7
121-66601.....	4.01-10, 4.01-5	122-51033.....	2.01-5	122-69701.....	4.02-3
121-66603.....	4.01-6	122-51036.....	2.01-5	122-69702.....	4.02-8, 4.02-6
121-66606.....	4.01-9	122-51043.....	2.01-4	122-69716.....	4.02-1
121-66607.....	4.01-8	122-51046.....	2.01-4	122-69717.....	4.02-1
121-66901.....	4.01-11, 4.01-2	122-52001.....	2.01-2	122-69801.....	4.02-2
121-66906.....	4.01-4	122-52002.....	2.01-2	122-69856.....	4.02-
121-66908.....	4.01-3	122-52004.....	2.01-3	122-76001.....	4.01-55
121-68001.....	4.01-15	122-52006.....	2.01-3	122-76005.....	back cover
121-69031.....	4.02-9	122-52033.....	2.01-5	122-76100.....	back cover
121-69091.....	4.02-10	122-52036.....	2.01-5	122-76200.....	back cover
121-69101.....	4.02-5	122-52043.....	2.01-4	122-76300.....	back cover
121-69416.....	4.02-4	122-52046.....	2.01-4	122-76400.....	back cover
121-69417.....	4.02-4	122-52054.....	2.01-6	122-76700.....	back cover
121-69551.....	4.02-7	122-55511.....	2.01-9	122-76800.....	back cover
121-69701.....	4.02-3	122-60005.....	4.01-18, 4.01-19, 4.01-20, 4.01-21, 4.01-22, 4.01-23, 4.01-28, 4.01-29, 4.01-30, 4.01-31, 4.01-44, 4.01-45, 4.01-17	122-76901.....	4.01-54, 4.02-24
121-69702.....	4.02-8, 4.02-6			122-77001.....	3.03-4, 3.03-3
121-69716.....	4.02-1			122-78010.....	4.04-1, 5.06-1, 6.03-1
121-69717.....	4.02-1			122-78011.....	4.04-1, 5.06-1, 6.03-1
121-69801.....	4.02-3	122-60050.....	4.01-48	122-78020.....	4.04-1, 5.06-1, 6.03-1
121-69856.....	4.02-2	122-60150.....	4.01-49	122-78021.....	4.04-1, 5.06-1, 6.03-1
121-76001.....	4.01-55	122-60905.....	4.01-18, 4.01-19, 4.01-20, 4.01-21, 4.01-22, 4.01-23, 4.01-44, 4.01-45, 4.01-17	122-78040.....	4.04-2, 5.06-2, 6.03-2
121-76005.....	back cover			122-78041.....	4.04-2, 5.06-2, 6.03-2
121-76100.....	back cover			122-78200.....	4.01-39
121-76200.....	back cover	122-61105.....	4.01-18, 4.01-19, 4.01-20, 4.01-21, 4.01-22, 4.01-23, 4.01-44, 4.01-45, 4.01-17	122-78300.....	4.01-41
121-76300.....	back cover			122-88000.....	4.01-53
121-76400.....	back cover			122-88001.....	4.01-53
121-76700.....	back cover	122-61106.....	4.01-21, 4.01-23, 4.01-20	122-88102.....	4.01-53
121-76800.....	back cover	122-61505.....	4.01-26, 4.01-27, 4.01-50, 4.01-51, 4.01-25	122-88103.....	4.01-53
121-76901.....	4.01-54, 4.02-24			122-90001.....	6.04-8
121-77001.....	3.03-4, 3.03-3	122-61507.....	4.01-26, 4.01-27, 4.01-50, 4.01-51, 4.01-25		
121-78010.....	4.04-1, 5.06-1, 6.03-1			123	
121-78011.....	4.04-1, 5.06-1, 6.03-1	122-61900.....	4.01-24	123-00001.....	3.02-1
121-78020.....	4.04-1, 5.06-1, 6.03-1	122-61901.....	4.01-24	123-00002.....	3.02-1
121-78021.....	4.04-1, 5.06-1, 6.03-1	122-63606.....	4.01-33, 4.01-34, 4.01-35, 4.01-36, 4.01-32	123-00004.....	3.02-1
121-78040.....	4.04-2, 5.06-2, 6.03-2			123-00006.....	3.02-1
121-78041.....	4.04-2, 5.06-2, 6.03-2	122-63906.....	4.01-37	123-00007.....	3.02-2
121-78200.....	4.01-39	122-64006.....	4.01-52	123-00008.....	3.02-2
121-78300.....	4.01-41	122-64007.....	4.01-52	123-00010.....	3.02-2
121-88000.....	4.01-53	122-64008.....	4.01-52	123-00012.....	3.02-2
121-88001.....	4.01-53	122-64009.....	4.01-52	123-00013.....	3.02-2
121-88102.....	4.01-53	122-64806.....	4.01-37	123-31000.....	4.01-54, 4.03-3, 4.03-4, 4.03-2, 6.01-3, 6.01-4, 6.01-2
121-88103.....	4.01-53	122-64906.....	4.01-38		
121-90001.....	6.04-8	122-65100.....	4.02-15, 4.02-17, 4.02-19, 4.02-21, 4.07-8, 4.07-9, 4.02-11	123-31001.....	4.03-6, 6.01-7, 6.01-6
122				123-31002.....	3.01-5, 3.01-3, 4.03-5, 6.01-5
122-00001.....	3.02-1	122-65200.....	4.02-16, 4.02-18, 4.02-20, 4.02-22, 4.07-8, 4.07-10, 4.02-12	123-31003.....	4.03-4, 4.03-7, 4.03-1, 5.03-12, 6.01-4, 6.01-6, 6.01-1
122-00002.....	3.02-1				
122-00004.....	3.02-1	122-65400.....	4.02-22, 4.07-8, 4.02-21	123-31004.....	3.01-4
122-00006.....	3.02-1	122-65702.....	4.02-14, 4.02-13	123-32002.....	3.01-5, 3.01-3
122-00007.....	3.02-2	122-65905.....	4.01-40	123-32004.....	3.01-4
122-00008.....	3.02-2	122-65914.....	4.01-41	123-40050.....	4.01-46
122-00010.....	3.02-2	122-65918.....	4.01-42	123-40150.....	4.01-47
122-00012.....	3.02-2	122-65926.....	4.01-43, 4.01-42	123-40250.....	4.01-46
122-00013.....	3.02-2	122-65936.....	4.01-43	123-40350.....	4.01-47
122-31000.....	4.01-54, 4.03-3, 4.03-4, 4.03-2, 6.01-3, 6.01-4, 6.01-2	122-65937.....	4.01-43	123-51001.....	2.01-2
122-31001.....	4.03-6, 6.01-7, 6.01-6	122-65938.....	4.01-43	123-51002.....	2.01-2
122-31002.....	3.01-5, 3.01-3, 4.03-5, 6.01-5	122-66101.....	4.01-10, 4.01-7	123-51004.....	2.01-3
122-31003.....	4.03-4, 4.03-7, 4.03-1, 5.03-12, 6.01-4, 6.01-6, 6.01-1	122-66501.....	4.01-1	123-51006.....	2.01-3
122-31004.....	3.01-4	122-66601.....	4.01-10, 4.01-5	123-51033.....	2.01-5
122-32002.....	3.01-5, 3.01-3	122-66603.....	4.01-6	123-51036.....	2.01-5
122-32004.....	3.01-4	122-66606.....	4.01-9	123-51043.....	2.01-4
122-40050.....	4.01-46	122-66607.....	4.01-8	123-51046.....	2.01-4
122-40150.....	4.01-47	122-66901.....	4.01-11, 4.01-2	123-52001.....	2.01-2
122-40250.....	4.01-46	122-66906.....	4.01-4	123-52002.....	2.01-2
122-40350.....	4.01-47	122-66908.....	4.01-3	123-52004.....	2.01-3
		122-68001.....	4.01-15	123-52006.....	2.01-3
		122-69031.....	4.02-9	123-52033.....	2.01-5
		122-69091.....	4.02-10	123-52036.....	2.01-5

Reference	Page	Reference	Page	Reference	Page
123-52043	2.01-4	123-76300	back cover	124-61105	4.01-18, 4.01-19, 4.01-20, 4.01-21, 4.01-22, 4.01-23, 4.01-44, 4.01-45, 4.01-17
123-52046	2.01-4	123-76400	back cover	124-61106	4.01-21, 4.01-23, 4.01-20
123-52054	2.01-6	123-76700	back cover	124-61505	4.01-26, 4.01-27, 4.01-50, 4.01-51, 4.01-25
123-55511	2.01-9	123-76800	back cover	124-61507	4.01-26, 4.01-27, 4.01-50, 4.01-51, 4.01-25
123-60005	4.01-18, 4.01-19, 4.01-20, 4.01-21, 4.01-22, 4.01-23, 4.01-28, 4.01-29, 4.01-30, 4.01-31, 4.01-44, 4.01-45, 4.01-17	123-76901	4.01-54, 4.02-24	124-61900	4.01-24
123-60050	4.01-48	123-77001	3.03-4, 3.03-3	124-61901	4.01-24
123-60150	4.01-49	123-78010	4.04-1, 5.06-1, 6.03-1	124-63606	4.01-33, 4.01-34, 4.01-35, 4.01-36, 4.01-32
123-60905	4.01-18, 4.01-19, 4.01-20, 4.01-21, 4.01-22, 4.01-23, 4.01-44, 4.01-45, 4.01-17	123-78011	4.04-1, 5.06-1, 6.03-1	124-63906	4.01-37
123-61105	4.01-18, 4.01-19, 4.01-20, 4.01-21, 4.01-22, 4.01-23, 4.01-44, 4.01-45, 4.01-17	123-78020	4.04-1, 5.06-1, 6.03-1	124-64006	4.01-52
123-61106	4.01-21, 4.01-23, 4.01-20	123-78021	4.04-1, 5.06-1, 6.03-1	124-64007	4.01-52
123-61505	4.01-26, 4.01-27, 4.01-50, 4.01-51, 4.01-25	123-78040	4.04-2, 5.06-2, 6.03-2	124-64008	4.01-52
123-61507	4.01-26, 4.01-27, 4.01-50, 4.01-51, 4.01-25	123-78041	4.04-2, 5.06-2, 6.03-2	124-64009	4.01-52
123-61900	4.01-24	123-78200	4.01-39	124-64806	4.01-37
123-61901	4.01-24	123-78300	4.01-41	124-64906	4.01-38
123-63606	4.01-33, 4.01-34, 4.01-35, 4.01-36, 4.01-32	123-88000	4.01-53	124-65100	4.02-15, 4.02-17, 4.02-19, 4.02-21, 4.07-8, 4.07-9, 4.02-11
123-63906	4.01-37	123-88001	4.01-53	124-65200	4.02-16, 4.02-18, 4.02-20, 4.02-22, 4.07-8, 4.07-10, 4.02-12
123-64006	4.01-52	123-88102	4.01-53	124-65400	4.02-22, 4.07-8, 4.02-21
123-64007	4.01-52	123-88103	4.01-53	124-65702	4.02-14, 4.02-13
123-64008	4.01-52	123-90001	6.04-8	124-65905	4.01-40
123-64009	4.01-52	124-00001	3.02-1	124-65914	4.01-41
123-64806	4.01-37	124-00002	3.02-1	124-65918	4.01-42
123-64906	4.01-38	124-00004	3.02-1	124-65926	4.01-43, 4.01-42
123-65100	4.02-15, 4.02-17, 4.02-19, 4.02-21, 4.07-8, 4.07-9, 4.02-11	124-00006	3.02-1	124-65936	4.01-43
123-65200	4.02-16, 4.02-18, 4.02-20, 4.02-22, 4.07-8, 4.07-10, 4.02-12	124-00007	3.02-2	124-65937	4.01-43
123-65400	4.02-22, 4.07-8, 4.02-21	124-00008	3.02-2	124-65938	4.01-43
123-65702	4.02-14, 4.02-13	124-00010	3.02-2	124-66101	4.01-10, 4.01-7
123-65905	4.01-40	124-00012	3.02-2	124-66501	4.01-1
123-65914	4.01-41	124-00013	3.02-2	124-66601	4.01-10, 4.01-5
123-65918	4.01-42	124-31000	4.01-54, 4.03-3, 4.03-4, 4.03-2, 6.01-3, 6.01-4, 6.01-2	124-66603	4.01-6
123-65926	4.01-43, 4.01-42	124-31001	4.03-6, 6.01-7, 6.01-6	124-66606	4.01-9
123-65936	4.01-43	124-31002	3.01-5, 3.01-3, 4.03-5, 6.01-5	124-66607	4.01-8
123-65937	4.01-43	124-31003	4.03-4, 4.03-7, 4.03-1, 5.03-12, 6.01-4, 6.01-6, 6.01-1	124-66901	4.01-11, 4.01-2
123-65938	4.01-43	124-31004	3.01-4	124-66906	4.01-4
123-66101	4.01-10, 4.01-7	124-32002	3.01-5, 3.01-3	124-66908	4.01-3
123-66501	4.01-1	124-32004	3.01-4	124-68001	4.01-15
123-66601	4.01-10, 4.01-5	124-40050	4.01-46	124-69031	4.02-9
123-66603	4.01-6	124-40150	4.01-47	124-69091	4.02-10
123-66606	4.01-9	124-40250	4.01-46	124-69101	4.02-5
123-66607	4.01-8	124-40350	4.01-47	124-69416	4.02-4
123-66901	4.01-11, 4.01-2	124-51001	2.01-2	124-69417	4.02-4
123-66906	4.01-4	124-51002	2.01-2	124-69551	4.02-7
123-66908	4.01-3	124-51004	2.01-3	124-69701	4.02-3
123-68001	4.01-15	124-51006	2.01-3	124-69702	4.02-8, 4.02-6
123-69031	4.02-9	124-51033	2.01-5	124-69716	4.02-1
123-69091	4.02-10	124-51036	2.01-5	124-69717	4.02-1
123-69101	4.02-5	124-51043	2.01-4	124-69801	4.02-3
123-69416	4.02-4	124-51046	2.01-4	124-69856	4.02-2
123-69417	4.02-4	124-52001	2.01-2	124-76001	4.01-55
123-69551	4.02-7	124-52002	2.01-2	124-76005	back cover
123-69701	4.02-3	124-52004	2.01-3	124-76100	back cover
123-69702	4.02-8, 4.02-6	124-52006	2.01-3	124-76200	back cover
123-69716	4.02-1	124-52033	2.01-5	124-76300	back cover
123-69717	4.02-1	124-52036	2.01-5	124-76400	back cover
123-69801	4.02-3	124-52043	2.01-4	124-76700	back cover
123-69856	4.02-2	124-52046	2.01-4	124-76800	back cover
123-76001	4.01-55	124-52054	2.01-6	124-76901	4.01-54, 4.02-24
123-76005	back cover	124-55511	2.01-9	124-77001	3.03-4, 3.03-3
123-76100	back cover	124-60005	4.01-18, 4.01-19, 4.01-20, 4.01-21, 4.01-22, 4.01-23, 4.01-28, 4.01-29, 4.01-30, 4.01-31, 4.01-44, 4.01-45, 4.01-17	124-78010	4.04-1, 5.06-1, 6.03-1
123-76200	back cover	124-60050	4.01-48	124-78011	4.04-1, 5.06-1, 6.03-1
		124-60150	4.01-49	124-78020	4.04-1, 5.06-1, 6.03-1
		124-60905	4.01-18, 4.01-19, 4.01-20, 4.01-21, 4.01-22, 4.01-23, 4.01-44, 4.01-45, 4.01-17	124-78021	4.04-1, 5.06-1, 6.03-1
				124-78040	4.04-2, 5.06-2, 6.03-2
				124-78041	4.04-2, 5.06-2, 6.03-2
				124-78200	4.01-39

Reference	Page	Reference	Page	Reference	Page
124-78300	4.01-41	154-60150	4.01-49	154-78021	4.04-1, 5.06-1, 6.03-1
124-88000	4.01-53	154-60905	4.01-18, 4.01-19, 4.01-20, 4.01-21, 4.01-22, 4.01-23, 4.01-44, 4.01-45, 4.01-17	154-78040	4.04-2, 5.06-2, 6.03-2
124-88001	4.01-53	154-61105	4.01-18, 4.01-19, 4.01-20, 4.01-21, 4.01-22, 4.01-23, 4.01-44, 4.01-45, 4.01-17	154-78041	4.04-2, 5.06-2, 6.03-2
124-88102	4.01-53	154-61106	4.01-21, 4.01-23, 4.01-20	154-78200	4.01-39
124-88103	4.01-53	154-61505	4.01-26, 4.01-27, 4.01-50, 4.01-51, 4.01-25	154-78300	4.01-41
124-90001	6.04-8	154-61507	4.01-26, 4.01-27, 4.01-50, 4.01-51, 4.01-25	154-88000	4.01-53
150		154-61900	4.01-24	154-88001	4.01-53
150-76005	front cover	154-61901	4.01-24	154-88102	4.01-53
150-76100	front cover	154-63606	4.01-33, 4.01-34, 4.01-35, 4.01-36, 4.01-32	154-88103	4.01-53
150-76200	front cover	154-63906	4.01-37	154-90001	6.04-8
150-76300	front cover	154-64006	4.01-52	155	
150-76400	front cover	154-64007	4.01-52	155-76005	front cover
150-76700	front cover	154-64008	4.01-52	155-76100	front cover
150-76800	front cover	154-64009	4.01-52	155-76200	front cover
152		154-64806	4.01-37	155-76300	front cover
152-76005	front cover	154-64906	4.01-38	155-76400	front cover
152-76100	front cover	154-65100	4.02-15, 4.02-17, 4.02-19, 4.02-21, 4.07-8, 4.07-9, 4.02-11	155-76700	front cover
152-76200	front cover	154-65200	4.02-16, 4.02-18, 4.02-20, 4.02-22, 4.07-8, 4.07-10, 4.02-12	155-76800	front cover
152-76300	front cover	154-65400	4.02-22, 4.07-8, 4.02-21	156	
152-76400	front cover	154-65702	4.02-14, 4.02-13	156-76005	front cover
152-76700	front cover	154-65905	4.01-40	156-76100	front cover
152-76800	front cover	154-65914	4.01-41	156-76200	front cover
154		154-65918	4.01-42	156-76300	front cover
154-00001	3.02-1	154-65926	4.01-43, 4.01-42	156-76400	front cover
154-00002	3.02-1	154-65936	4.01-43	156-76700	front cover
154-00004	3.02-1	154-65937	4.01-43	156-76800	front cover
154-00006	3.02-1	154-65938	4.01-43	157	
154-00007	3.02-2	154-66101	4.01-10, 4.01-7	157-00001	3.02-1
154-00008	3.02-2	154-66501	4.01-1	157-00002	3.02-1
154-00010	3.02-2	154-66601	4.01-10, 4.01-5	157-00004	3.02-1
154-00012	3.02-2	154-66603	4.01-6	157-00006	3.02-1
154-00013	3.02-2	154-66606	4.01-9	157-00007	3.02-2
154-31000	4.01-54, 4.03-3, 4.03-4, 4.03-2, 6.01-3, 6.01-4, 6.01-2	154-66607	4.01-8	157-00008	3.02-2
154-31001	4.03-6, 6.01-7, 6.01-6	154-66901	4.01-11, 4.01-2	157-00010	3.02-2
154-31002	3.01-5, 3.01-3, 4.03-5, 6.01-5	154-66906	4.01-4	157-00012	3.02-2
154-31003	4.03-4, 4.03-7, 4.03-1, 5.03-12, 6.01-4, 6.01-6, 6.01-1	154-66908	4.01-3	157-00013	3.02-2
154-31004	3.01-4	154-68001	4.01-15	157-31000	4.01-54, 4.03-3, 4.03-4, 4.03-2, 6.01-3, 6.01-4, 6.01-2
154-32002	3.01-5, 3.01-3	154-69031	4.02-9	157-31001	4.03-6, 6.01-7, 6.01-6
154-32004	3.01-4	154-69091	4.02-10	157-31002	3.01-5, 3.01-3, 4.03-5, 6.01-5
154-40050	4.01-46	154-69101	4.02-5	157-31003	4.03-4, 4.03-7, 4.03-1, 5.03-12, 6.01-4, 6.01-6, 6.01-1
154-40150	4.01-47	154-69416	4.02-4	157-31004	3.01-4
154-40250	4.01-46	154-69417	4.02-4	157-32002	3.01-5, 3.01-3
154-40350	4.01-47	154-69551	4.02-7	157-32004	3.01-4
154-51001	2.01-2	154-69701	4.02-3	157-40050	4.01-46
154-51002	2.01-2	154-69702	4.02-8, 4.02-6	157-40150	4.01-47
154-51004	2.01-3	154-69716	4.02-1	157-40250	4.01-46
154-51006	2.01-3	154-69717	4.02-1	157-40350	4.01-47
154-51033	2.01-5	154-69801	4.02-3	157-51001	2.01-2
154-51036	2.01-5	154-69856	4.02-2	157-51002	2.01-2
154-51043	2.01-4	154-76001	4.01-55	157-51004	2.01-3
154-51046	2.01-4	154-76005	front cover	157-51006	2.01-3
154-52001	2.01-2	154-76100	front cover	157-51033	2.01-5
154-52002	2.01-2	154-76200	front cover	157-51036	2.01-5
154-52004	2.01-3	154-76300	front cover	157-51043	2.01-4
154-52006	2.01-3	154-76400	front cover	157-51046	2.01-4
154-52033	2.01-5	154-76700	front cover	157-52001	2.01-2
154-52036	2.01-5	154-76800	front cover	157-52002	2.01-2
154-52043	2.01-4	154-76901	4.01-54, 4.02-24	157-52004	2.01-3
154-52046	2.01-4	154-77001	3.03-4, 3.03-3	157-52006	2.01-3
154-52054	2.01-6	154-78010	4.04-1, 5.06-1, 6.03-1	157-52033	2.01-5
154-55511	2.01-9	154-78011	4.04-1, 5.06-1, 6.03-1	157-52036	2.01-5
154-60005	4.01-18, 4.01-19, 4.01-20, 4.01-21, 4.01-22, 4.01-23, 4.01-28, 4.01-29, 4.01-30, 4.01-31, 4.01-44, 4.01-45, 4.01-17	154-78020	4.04-1, 5.06-1, 6.03-1	157-52043	2.01-4
154-60050	4.01-48			157-52046	2.01-4

Reference	Page
157-600054.01-18, 4.01-19, 4.01-20, 4.01-21, 4.01-22, 4.01-23, 4.01-28, 4.01-29, 4.01-30, 4.01-31, 4.01-44, 4.01-45, 4.01-17
157-600504.01-48
157-601504.01-49
157-609054.01-18, 4.01-19, 4.01-20, 4.01-21, 4.01-22, 4.01-23, 4.01-44, 4.01-45, 4.01-17
157-611054.01-18, 4.01-19, 4.01-20, 4.01-21, 4.01-22, 4.01-23, 4.01-44, 4.01-45, 4.01-17
157-611064.01-21, 4.01-23, 4.01-20
157-615054.01-26, 4.01-27, 4.01-50, 4.01-51, 4.01-25
157-615074.01-26, 4.01-27, 4.01-50, 4.01-51, 4.01-25
157-619004.01-24
157-619014.01-24
157-636064.01-33, 4.01-34, 4.01-35, 4.01-36, 4.01-32
157-639064.01-37
157-640064.01-52
157-640074.01-52
157-640084.01-52
157-640094.01-52
157-648064.01-37
157-649064.01-38
157-651004.02-15, 4.02-17, 4.02-19, 4.02-21, 4.07-8, 4.07-9, 4.02-11
157-652004.02-16, 4.02-18, 4.02-20, 4.02-22, 4.07-8, 4.07-10, 4.02-12
157-654004.02-22, 4.07-8, 4.02-21
157-657024.02-14, 4.02-13
157-659054.01-40
157-659144.01-41
157-659184.01-42
157-659264.01-43, 4.01-42
157-659364.01-43
157-659374.01-43
157-659384.01-43
157-661014.01-10, 4.01-7
157-665014.01-1
157-666014.01-10, 4.01-5
157-666034.01-6
157-666064.01-9
157-666074.01-8
157-669014.01-11, 4.01-2
157-669064.01-4
157-669084.01-3
157-680014.01-15
157-690314.02-9
157-690914.02-10
157-691014.02-5
157-694164.02-4
157-694174.02-4
157-695514.02-7
157-697014.02-3
157-697024.02-8, 4.02-6
157-697164.02-1
157-697174.02-1
157-698014.02-3
157-698564.02-2
157-760014.01-55
157-76005 front cover
157-76100 front cover
157-76200 front cover
157-76300 front cover
157-76400 front cover
157-76700 front cover
157-76800 front cover

Reference	Page
157-76901 4.01-54, 4.02-24
157-77001 3.03-4, 3.03-3
157-78010 4.04-1, 5.06-1, 6.03-1
157-78011 4.04-1, 5.06-1, 6.03-1
157-78020 4.04-1, 5.06-1, 6.03-1
157-78021 4.04-1, 5.06-1, 6.03-1
157-78040 4.04-2, 5.06-2, 6.03-2
157-78041 4.04-2, 5.06-2, 6.03-2
157-78200 4.01-39
157-78300 4.01-41
157-88000 4.01-53
157-88001 4.01-53
157-88102 4.01-53
157-88103 4.01-53
157-90001 6.04-8
158	
158-76005 front cover
158-76100 front cover
158-76200 front cover
158-76300 front cover
158-76400 front cover
158-76700 front cover
158-76800 front cover
159	
159-76005 front cover
159-76100 front cover
159-76200 front cover
159-76300 front cover
159-76400 front cover
159-76700 front cover
159-76800 front cover
161	
161-00001 3.02-1
161-00002 3.02-1
161-00004 3.02-1
161-00006 3.02-1
161-00007 3.02-2
161-00008 3.02-2
161-00010 3.02-2
161-00012 3.02-2
161-00013 3.02-2
161-31000 4.01-54, 4.03-3, 4.03-4, 4.03-2, 6.01-3, 6.01-4, 6.01-2
161-31001 4.03-6, 6.01-7, 6.01-6
161-31002 3.01-5, 3.01-3, 4.03-5, 6.01-5
161-31003 4.03-4, 4.03-7, 4.03-1, 5.03-12, 6.01-4, 6.01-6, 6.01-1
161-31004 3.01-4
161-32002 3.01-5, 3.01-3
161-32004 3.01-4
161-40050 4.01-46
161-40150 4.01-47
161-40250 4.01-46
161-40350 4.01-47
161-51001 2.01-2
161-51002 2.01-2
161-51004 2.01-3
161-51006 2.01-3
161-51033 2.01-5
161-51036 2.01-5
161-51043 2.01-4
161-51046 2.01-4
161-52001 2.01-2
161-52002 2.01-2
161-52004 2.01-3
161-52006 2.01-3
161-52033 2.01-5
161-52036 2.01-5

Reference	Page
161-52043 2.01-4
161-52046 2.01-4
161-52054 2.01-6
161-55511 2.01-9
161-60005 4.01-18, 4.01-19, 4.01-20, 4.01-21, 4.01-22, 4.01-23, 4.01-28, 4.01-29, 4.01-30, 4.01-31, 4.01-44, 4.01-45, 4.01-17
161-60050 4.01-48
161-60150 4.01-49
161-60905 4.01-18, 4.01-19, 4.01-20, 4.01-21, 4.01-22, 4.01-23, 4.01-44, 4.01-45, 4.01-17
161-61105 4.01-18, 4.01-19, 4.01-20, 4.01-21, 4.01-22, 4.01-23, 4.01-44, 4.01-45, 4.01-17
161-61106 4.01-21, 4.01-23, 4.01-20
161-61505 4.01-26, 4.01-27, 4.01-50, 4.01-51, 4.01-25
161-61507 4.01-26, 4.01-27, 4.01-50, 4.01-51, 4.01-25
161-61900 4.01-24
161-61901 4.01-24
161-63606 4.01-33, 4.01-34, 4.01-35, 4.01-36, 4.01-32
161-63906 4.01-37
161-64006 4.01-52
161-64007 4.01-52
161-64008 4.01-52
161-64009 4.01-52
161-64806 4.01-37
161-64906 4.01-38
161-65100 4.02-15, 4.02-17, 4.02-19, 4.02-21, 4.07-8, 4.07-9, 4.02-11
161-65200 4.02-16, 4.02-18, 4.02-20, 4.02-22, 4.07-8, 4.07-10, 4.02-12
161-65400 4.02-22, 4.07-8, 4.02-21
161-65702 4.02-14, 4.02-13
161-65905 4.01-40
161-65914 4.01-41
161-65918 4.01-42
161-65926 4.01-43, 4.01-42
161-65936 4.01-43
161-65937 4.01-43
161-65938 4.01-43
161-66101 4.01-10, 4.01-7
161-66501 4.01-1
161-66601 4.01-10, 4.01-5
161-66603 4.01-6
161-66606 4.01-9
161-66607 4.01-8
161-66901 4.01-11, 4.01-2
161-66906 4.01-4
161-66908 4.01-3
161-68001 4.01-15
161-69031 4.02-9
161-69091 4.02-10
161-69101 4.02-5
161-69416 4.02-4
161-69417 4.02-4
161-69551 4.02-7
161-69701 4.02-3
161-69702 4.02-8, 4.02-6
161-69716 4.02-1
161-69717 4.02-1
161-69801 4.02-3
161-69856 4.02-2
161-76001 4.01-55
161-76005 front cover
161-76100 front cover
161-76200 front cover

Reference	Page	Reference	Page	Reference	Page
161-76300.....	front cover	170-05900.....	4.01-40	170-37823.....	4.01-56, 4.08-5, 4.07-17
161-76400.....	front cover	170-05901.....	4.01-40	170-38000.....	4.05-1, 6.05-1
161-76700.....	front cover	170-05905.....	4.01-40	170-38001.....	4.05-1, 6.05-1
161-76800.....	front cover	170-05915.....	4.01-40	170-38010.....	4.05-1, 6.05-1
161-76901.....	4.01-54, 4.02-24	170-07100.....	4.01-28	170-38011.....	4.05-1, 6.05-1
161-77001.....	3.03-4, 3.03-3	170-07101.....	4.01-28	170-38020.....	4.05-1, 6.05-1
161-78010.....	4.04-1, 5.06-1, 6.03-1	170-07115.....	4.01-28	170-38100.....	4.05-2, 6.05-2
161-78011.....	4.04-1, 5.06-1, 6.03-1	170-07600.....	4.01-31	170-38101.....	4.05-2, 6.05-2
161-78020.....	4.04-1, 5.06-1, 6.03-1	170-07601.....	4.01-31	170-38200.....	4.05-2, 6.05-2
161-78021.....	4.04-1, 5.06-1, 6.03-1	170-07615.....	4.01-31	170-38201.....	4.05-2, 6.05-2
161-78040.....	4.04-2, 5.06-2, 6.03-2	170-09030.....	4.02-9	170-38300.....	4.05-2, 6.05-2
161-78041.....	4.04-2, 5.06-2, 6.03-2	170-09031.....	4.02-9	170-38301.....	4.05-2, 6.05-2
161-78200.....	4.01-39	170-09090.....	4.02-10	170-38400.....	4.05-3, 6.05-3
161-78300.....	4.01-41	170-09091.....	4.02-10	170-38401.....	4.05-3, 6.05-3
161-88000.....	4.01-53	170-09120.....	4.02-5	170-38500.....	4.05-1, 6.05-1
161-88001.....	4.01-53	170-09121.....	4.02-5	170-38501.....	4.05-1, 6.05-1
161-88102.....	4.01-53	170-09500.....	4.02-6	170-38701.....	4.01-10
161-88103.....	4.01-53	170-09501.....	4.02-6	170-38715.....	4.01-10
161-90001.....	6.04-8	170-09510.....	4.01-16	170-38800.....	4.01-11
170		170-09550.....	4.02-7	170-39513.....	4.01-16
170-00000.....	4.01-44	170-09551.....	4.02-7	170-39852.....	4.02-2
170-00001.....	4.01-44	170-09600.....	4.02-8	170-39853.....	4.02-2
170-00015.....	4.01-44	170-09601.....	4.02-8	170-39854.....	4.02-2
170-00093.....	4.07-16, 4.07-15	170-09700.....	4.02-3	170-40050.....	4.01-46
170-00096.....	4.01-57	170-09701.....	4.02-3	170-40051.....	4.01-46
170-00099.....	4.01-57	170-09800.....	4.02-3	170-40150.....	4.01-47
170-00600.....	4.01-55	170-09801.....	4.02-3	170-40151.....	4.01-47
170-00700.....	4.01-55	170-15900.....	4.01-41	170-40160.....	4.01-47
170-00800.....	4.01-55	170-15901.....	4.01-41	170-40161.....	4.01-47
170-00900.....	4.01-55	170-15915.....	4.01-41	170-45900.....	4.01-43
170-01100.....	4.01-17	170-25900.....	4.01-42	170-45901.....	4.01-43
170-01101.....	4.01-17	170-25901.....	4.01-42	170-47050.....	4.01-46
170-01115.....	4.01-17	170-25915.....	4.01-42	170-47051.....	4.01-46
170-01200.....	4.01-29, 4.01-32, 4.01-18	170-29601.....	4.02-8	170-47150.....	4.01-47
170-01201.....	4.01-29, 4.01-32, 4.01-18	170-30700.....	4.06-1	170-47151.....	4.01-47
170-01215.....	4.01-29, 4.01-32, 4.01-18	170-31100.....	4.01-1	170-47160.....	4.01-47
170-01300.....	4.01-30, 4.01-33, 4.01-19	170-31200.....	4.01-1	170-47161.....	4.01-47
170-01301.....	4.01-30, 4.01-33, 4.01-19	170-31300.....	4.01-1	170-55900.....	4.01-43
170-01315.....	4.01-30, 4.01-33, 4.01-19	170-31400.....	4.01-1	170-55901.....	4.01-43
170-01500.....	4.01-25	170-32100.....	4.01-7	170-60050.....	4.01-48
170-01501.....	4.01-25	170-32105.....	4.01-7	170-60051.....	4.01-48
170-01515.....	4.01-25	170-32115.....	4.01-7	170-60150.....	4.01-49
170-01600.....	4.01-34, 4.01-20	170-32200.....	4.01-7	170-60151.....	4.01-49
170-01601.....	4.01-34, 4.01-20	170-33100.....	4.01-6, 4.01-9, 4.01-5	170-60160.....	4.01-49
170-01615.....	4.01-34, 4.01-20	170-33107.....	4.01-8	170-60161.....	4.01-49
170-01616.....	4.01-35, 4.01-21	170-33115.....	4.01-6, 4.01-9, 4.01-5	170-65101.....	4.07-9, 4.07-10, 4.08-6, 4.02-25
170-01661.....	4.01-35, 4.01-21	170-33200.....	4.01-6, 4.01-9, 4.01-5	170-65113.....	4.02-11
170-01671.....	4.01-35, 4.01-21	170-34100.....	4.01-3, 4.01-4, 4.01-2	170-65114.....	4.02-12
170-01700.....	4.01-36, 4.01-22	170-34200.....	4.01-3, 4.01-4, 4.01-2	170-65138.....	4.02-13
170-01701.....	4.01-36, 4.01-22	170-34300.....	4.01-3, 4.01-4, 4.01-2	170-65151.....	4.02-15
170-01715.....	4.01-36, 4.01-22	170-34400.....	4.01-3, 4.01-4, 4.01-2	170-65152.....	4.02-16
170-02200.....	4.01-23	170-35900.....	4.01-42	170-65155.....	4.02-17
170-02201.....	4.01-23	170-35901.....	4.01-42	170-65156.....	4.02-18
170-02215.....	4.01-23	170-37001.....	4.01-56	170-65158.....	4.02-13
170-02600.....	4.01-27	170-37002.....	4.01-56	170-65161.....	4.02-19
170-02601.....	4.01-27	170-37003.....	4.01-56	170-65162.....	4.02-20
170-02615.....	4.01-27	170-37095.....	4.01-9, 4.01-4	170-65166.....	4.02-21
170-03000.....	4.01-37, 4.01-45, 4.01-24	170-37096.....	4.01-8, 4.01-13, 4.01-3	170-65167.....	4.02-22
170-03001.....	4.01-37, 4.01-45, 4.01-24	170-37097.....	4.01-8, 4.01-13, 4.01-3	170-65178.....	4.02-13
170-03015.....	4.01-37, 4.01-45, 4.01-24	170-37098.....	4.01-8, 4.01-13, 4.01-3	170-65201.....	4.07-9, 4.07-10, 4.08-6, 4.02-25
170-04000.....	4.01-52	170-37099.....	4.01-8, 4.01-13, 4.01-3	170-65213.....	4.02-11
170-04001.....	4.01-52	170-37123.....	4.01-56, 4.07-17	170-65214.....	4.02-12
170-04800.....	4.01-37	170-37212.....	4.01-56, 4.08-5, 4.07-17	170-65238.....	4.02-14
170-04900.....	4.01-38	170-37223.....	4.01-56, 4.08-5, 4.07-17	170-65251.....	4.02-15
170-05000.....	4.01-50	170-37224.....	4.01-56, 4.08-5, 4.07-17	170-65252.....	4.02-16
170-05001.....	4.01-50	170-37323.....	4.01-56, 4.07-17	170-65255.....	4.02-17
170-05015.....	4.01-50	170-37423.....	4.01-56, 4.08-5, 4.07-17	170-65256.....	4.02-18
170-05600.....	4.01-51, 4.01-26	170-37424.....	4.01-56, 4.08-5, 4.07-17	170-65258.....	4.02-14
170-05601.....	4.01-51, 4.01-26	170-37623.....	4.01-56, 4.08-5, 4.07-17	170-65261.....	4.02-19
170-05615.....	4.01-51, 4.01-26	170-37701.....	4.01-10	170-65262.....	4.02-20
		170-37715.....	4.01-10	170-65266.....	4.02-21

Reference	Page
170-65267	4.02-22
170-65278	4.02-14
170-65302	4.07-10, 4.08-6, 4.02-25
170-65362	4.02-21
170-65367	4.02-22
170-65401	4.07-9, 4.08-6, 4.02-25
170-65402	4.07-10, 4.08-6, 4.02-25
170-65404	4.02-25
170-65501	4.07-9, 4.07-10, 4.08-6, 4.02-25
170-65601	4.07-9, 4.07-10, 4.08-6, 4.02-25
170-65701	4.07-9, 4.07-10, 4.08-6, 4.02-25
170-65901	4.07-8, 4.08-5, 4.02-25
170-65904	4.07-8, 4.08-5, 4.02-25
170-67050	4.01-48
170-67051	4.01-48
170-67150	4.01-49
170-67151	4.01-49
170-67160	4.01-49
170-67161	4.01-49
170-68600	4.01-54, 4.02-2, 4.02-4, 4.02-24, 4.02-1
170-68700	4.01-54, 4.02-2, 4.02-4, 4.02-24, 4.02-1
170-68800	4.01-54, 4.02-2, 4.02-4, 4.02-24, 4.02-1
170-68900	4.01-54, 4.02-2, 4.02-4, 4.02-24, 4.02-1
170-70000	4.01-44
170-70001	4.01-44
170-70005	4.01-44
170-70015	4.01-44
170-71003	4.01-57
170-71005	4.01-57
170-71006	4.01-57
170-71007	4.01-57
170-71008	4.01-57
170-71100	4.01-17
170-71101	4.01-17
170-71105	4.01-17
170-71115	4.01-17
170-71200	4.01-29, 4.01-32, 4.01-18
170-71201	4.01-29, 4.01-32, 4.01-18
170-71205	4.01-29, 4.01-32, 4.01-18
170-71215	4.01-29, 4.01-32, 4.01-18
170-71300	4.01-30, 4.01-33, 4.01-19
170-71301	4.01-30, 4.01-33, 4.01-19
170-71305	4.01-30, 4.01-33, 4.01-19
170-71315	4.01-30, 4.01-33, 4.01-19
170-71500	4.01-25
170-71501	4.01-25
170-71505	4.01-25
170-71515	4.01-25
170-71600	4.01-34, 4.01-20
170-71601	4.01-34, 4.01-20
170-71605	4.01-34, 4.01-20
170-71615	4.01-34, 4.01-20
170-71616	4.01-35, 4.01-21
170-71617	4.01-35, 4.01-21
170-71661	4.01-35, 4.01-21
170-71671	4.01-35, 4.01-21
170-71700	4.01-36, 4.01-22
170-71701	4.01-36, 4.01-22
170-71705	4.01-36, 4.01-22
170-71715	4.01-36, 4.01-22
170-72200	4.01-23
170-72201	4.01-23
170-72205	4.01-23
170-72215	4.01-23
170-72600	4.01-27
170-72601	4.01-27
170-72605	4.01-27

Reference	Page
170-72615	4.01-27
170-73000	4.01-37, 4.01-45, 4.01-24
170-73001	4.01-37, 4.01-45, 4.01-24
170-73005	4.01-37, 4.01-45, 4.01-24
170-73015	4.01-37, 4.01-45, 4.01-24
170-73100	4.01-6, 4.01-9, 4.01-5
170-73105	4.01-6, 4.01-9, 4.01-5
170-73115	4.01-6, 4.01-9, 4.01-5
170-73200	4.01-6, 4.01-9, 4.01-5
170-74000	4.01-52
170-74001	4.01-52
170-75000	4.01-50
170-75001	4.01-50
170-75005	4.01-50
170-75015	4.01-50
170-75113	4.02-11
170-75114	4.02-12
170-75151	4.02-15
170-75152	4.02-16
170-75155	4.02-17
170-75156	4.02-18
170-75161	4.02-19
170-75213	4.02-11
170-75214	4.02-12
170-75251	4.02-15
170-75252	4.02-16
170-75255	4.02-17
170-75256	4.02-18
170-75261	4.02-19
170-75262	4.02-20
170-75266	4.02-21
170-75267	4.02-22
170-75362	4.02-21
170-75367	4.02-22
170-75600	4.01-51, 4.01-26
170-75601	4.01-51, 4.01-26
170-75605	4.01-51, 4.01-26
170-75615	4.01-51, 4.01-26
170-75900	4.01-40
170-75901	4.01-40
170-75905	4.01-40
170-75915	4.01-40
170-77100	4.01-28
170-77101	4.01-28
170-77105	4.01-28
170-77115	4.01-28
170-77123	4.01-56
170-77323	4.01-56
170-77600	4.01-31
170-77601	4.01-31
170-77605	4.01-31
170-77615	4.01-31
170-79030	4.02-9
170-79031	4.02-9
170-79090	4.02-10
170-79120	4.02-5
170-79500	4.02-6
170-79501	4.02-6
170-79550	4.02-7
170-79551	4.02-7
170-79600	4.02-8
170-79601	4.02-8
170-79700	4.02-3
170-79701	4.02-3
170-79800	4.02-3
170-79801	4.02-3
170-85900	4.01-41
170-85901	4.01-41
170-85905	4.01-41
170-85915	4.01-41
170-95900	4.01-42

Reference	Page
170-95901	4.01-42
170-95905	4.01-42
170-95915	4.01-42
190	
190-65000	4.02-24
195	
195-66600	4.01-12
195-66617	4.01-13
196	
196-65250	4.08-5
196-66600	4.01-12
196-66617	4.01-13
197	
197-26610	4.01-14
197-65250	4.08-5
197-66100	4.01-13
197-66600	4.01-12
197-66606	4.01-5
197-66607	4.01-8
197-66617	4.01-13
197-66915	4.01-12
198	
198-26610	4.01-14
198-66100	4.01-13
198-66600	4.01-12
198-66606	4.01-5
198-66607	4.01-8
198-66617	4.01-13
198-66915	4.01-12
199	
199-26610	4.01-14
199-66100	4.01-13
199-66600	4.01-12
199-66606	4.01-5
199-66607	4.01-8
199-66617	4.01-13
199-66915	4.01-12
200	
200-00001	3.02-1
200-00002	3.02-1
200-00004	3.02-1
200-00006	3.02-1
200-00007	3.02-2
200-00008	3.02-2
200-00010	3.02-2
200-00012	3.02-2
200-00013	3.02-2
200-31000	4.01-54, 4.03-3, 4.03-4, 4.03-2, 6.01-3, 6.01-4, 6.01-2
200-31001	4.03-6, 6.01-7, 6.01-6
200-31002	3.01-5, 3.01-3, 4.03-5, 6.01-5
200-31003	4.03-4, 4.03-7, 4.03-1, 5.03-12, 6.01-4, 6.01-6, 6.01-1
200-31004	3.01-4
200-32002	3.01-5, 3.01-3
200-32004	3.01-4
200-40050	4.01-46
200-40150	4.01-47
200-40250	4.01-46
200-40350	4.01-47
200-51001	2.01-2
200-51002	2.01-2
200-51004	2.01-3
200-51006	2.01-3

Reference	Page	Reference	Page	Reference	Page
200-51033	2.01-5	200-69701	4.02-3	220-60005	4.01-18, 4.01-19, 4.01-20, 4.01-21, 4.01-22, 4.01-23, 4.01-28, 4.01-29, 4.01-30, 4.01-31, 4.01-44, 4.01-45, 4.01-17
200-51036	2.01-5	200-69702	4.02-8, 4.02-6	220-60050	4.01-48
200-51043	2.01-4	200-69716	4.02-1	220-60150	4.01-49
200-51046	2.01-4	200-69717	4.02-1	220-60905	4.01-18, 4.01-19, 4.01-20, 4.01-21, 4.01-22, 4.01-23, 4.01-44, 4.01-45, 4.01-17
200-52001	2.01-2	200-69801	4.02-3	220-61105	4.01-18, 4.01-19, 4.01-20, 4.01-21, 4.01-22, 4.01-23, 4.01-44, 4.01-45, 4.01-17
200-52002	2.01-2	200-69856	4.02-2	220-61106	4.01-21, 4.01-23, 4.01-20
200-52004	2.01-3	200-76001	4.01-55	220-61505	4.01-26, 4.01-27, 4.01-50, 4.01-51, 4.01-25
200-52006	2.01-3	200-76005	front cover	220-61507	4.01-26, 4.01-27, 4.01-50, 4.01-51, 4.01-25
200-52033	2.01-5	200-76100	front cover	220-61900	4.01-24
200-52036	2.01-5	200-76200	front cover	220-61901	4.01-24
200-52043	2.01-4	200-76300	front cover	220-63606	4.01-33, 4.01-34, 4.01-35, 4.01-36, 4.01-32
200-52046	2.01-4	200-76400	front cover	220-63906	4.01-37
200-52054	2.01-6	200-76700	front cover	220-64006	4.01-52
200-55511	2.01-9	200-76800	front cover	220-64007	4.01-52
200-60005	4.01-18, 4.01-19, 4.01-20, 4.01-21, 4.01-22, 4.01-23, 4.01-28, 4.01-29, 4.01-30, 4.01-31, 4.01-44, 4.01-45, 4.01-17	200-76901	4.01-54, 4.02-24	220-64008	4.01-52
200-60050	4.01-48	200-77001	3.03-4, 3.03-3	220-64009	4.01-52
200-60150	4.01-49	200-78010	4.04-1, 5.06-1, 6.03-1	220-64806	4.01-37
200-60905	4.01-18, 4.01-19, 4.01-20, 4.01-21, 4.01-22, 4.01-23, 4.01-44, 4.01-45, 4.01-17	200-78011	4.04-1, 5.06-1, 6.03-1	220-64906	4.01-38
200-61105	4.01-18, 4.01-19, 4.01-20, 4.01-21, 4.01-22, 4.01-23, 4.01-44, 4.01-45, 4.01-17	200-78020	4.04-1, 5.06-1, 6.03-1	220-65100	4.02-15, 4.02-17, 4.02-19, 4.02-21, 4.07-8, 4.07-9, 4.02-11
200-61106	4.01-21, 4.01-23, 4.01-20	200-78021	4.04-1, 5.06-1, 6.03-1	220-65200	4.02-16, 4.02-18, 4.02-20, 4.02-22, 4.07-8, 4.07-10, 4.02-12
200-61505	4.01-26, 4.01-27, 4.01-50, 4.01-51, 4.01-25	200-78040	4.04-2, 5.06-2, 6.03-2	220-65400	4.02-22, 4.07-8, 4.02-21
200-61507	4.01-26, 4.01-27, 4.01-50, 4.01-51, 4.01-25	200-78041	4.04-2, 5.06-2, 6.03-2	220-65702	4.02-14, 4.02-13
200-61900	4.01-24	200-78200	4.01-39	220-65905	4.01-40
200-61901	4.01-24	200-78300	4.01-41	220-65914	4.01-41
200-63606	4.01-33, 4.01-34, 4.01-35, 4.01-36, 4.01-32	200-88000	4.01-53	220-65918	4.01-42
200-63906	4.01-37	200-88001	4.01-53	220-65926	4.01-43, 4.01-42
200-64006	4.01-52	200-88102	4.01-53	220-65936	4.01-43
200-64007	4.01-52	200-88103	4.01-53	220-65937	4.01-43
200-64008	4.01-52	220		220-65938	4.01-43
200-64009	4.01-52	220-00001	3.02-1	220-66101	4.01-10, 4.01-7
200-64806	4.01-37	220-00002	3.02-1	220-66501	4.01-1
200-64906	4.01-38	220-00004	3.02-1	220-66601	4.01-10, 4.01-5
200-65100	4.02-15, 4.02-17, 4.02-19, 4.02-21, 4.07-8, 4.07-9, 4.02-11	220-00006	3.02-1	220-66603	4.01-6
200-65200	4.02-16, 4.02-18, 4.02-20, 4.02-22, 4.07-8, 4.07-10, 4.02-12	220-00007	3.02-2	220-66606	4.01-9
200-65400	4.02-22, 4.07-8, 4.02-21	220-00008	3.02-2	220-66607	4.01-8
200-65702	4.02-14, 4.02-13	220-00010	3.02-2	220-66901	4.01-11, 4.01-2
200-65905	4.01-40	220-00012	3.02-2	220-66906	4.01-4
200-65914	4.01-41	220-00013	3.02-2	220-66908	4.01-3
200-65918	4.01-42	220-31000	4.01-54, 4.03-3, 4.03-4, 4.03-2, 6.01-3, 6.01-4, 6.01-2	220-68001	4.01-15
200-65926	4.01-43, 4.01-42	220-31001	4.03-6, 6.01-7, 6.01-6	220-69031	4.02-9
200-65936	4.01-43	220-31002	3.01-5, 3.01-3, 4.03-5, 6.01-5	220-69091	4.02-10
200-65937	4.01-43	220-31003	4.03-4, 4.03-7, 4.03-1, 5.03-12, 6.01-4, 6.01-6, 6.01-1	220-69101	4.02-5
200-65938	4.01-43	220-31004	3.01-4	220-69416	4.02-4
200-66101	4.01-10, 4.01-7	220-32002	3.01-5, 3.01-3	220-69417	4.02-4
200-66501	4.01-1	220-32004	3.01-4	220-69551	4.02-7
200-66601	4.01-10, 4.01-5	220-40050	4.01-46	220-69701	4.02-3
200-66603	4.01-6	220-40150	4.01-47	220-69702	4.02-8, 4.02-6
200-66606	4.01-9	220-40250	4.01-46	220-69717	4.02-1
200-66607	4.01-8	220-40350	4.01-47	220-69801	4.02-3
200-66901	4.01-11, 4.01-2	220-51001	2.01-2	220-69856	4.02-2
200-66906	4.01-4	220-51002	2.01-2	220-76001	4.01-55
200-66908	4.01-3	220-51004	2.01-3	220-76005	front cover
200-68001	4.01-15	220-51006	2.01-3	220-76100	front cover
200-69031	4.02-9	220-51033	2.01-5	220-76200	front cover
200-69091	4.02-10	220-51036	2.01-5	220-76300	front cover
200-69101	4.02-5	220-51043	2.01-4	220-76400	front cover
200-69416	4.02-4	220-51046	2.01-4	220-76700	front cover
200-69417	4.02-4	220-52001	2.01-2	220-76800	front cover
200-69551	4.02-7	220-52002	2.01-2	220-76901	4.01-54, 4.02-24
		220-52004	2.01-3		
		220-52006	2.01-3		
		220-52033	2.01-5		
		220-52036	2.01-5		
		220-52043	2.01-4		
		220-52046	2.01-4		
		220-52054	2.01-6		
		220-55511	2.01-9		

Reference **Page**

220-77001	3.03-4, 3.03-3
220-78010	4.04-1, 5.06-1, 6.03-1
220-78020	4.04-1, 5.06-1, 6.03-1
220-78021	4.04-1, 5.06-1, 6.03-1
220-78040	4.04-2, 5.06-2, 6.03-2
220-78041	4.04-2, 5.06-2, 6.03-2
220-78200	4.01-39
220-78300	4.01-41
220-88000	4.01-53
220-88001	4.01-53
220-88102	4.01-53
220-88103	4.01-53

221

221-00001	3.02-1
221-00002	3.02-1
221-00004	3.02-1
221-00006	3.02-1
221-00007	3.02-2
221-00008	3.02-2
221-00010	3.02-2
221-00012	3.02-2
221-00013	3.02-2
221-31000	4.01-54, 4.03-3, 4.03-4, 4.03-2, 6.01-3, 6.01-4, 6.01-2
221-31001	4.03-6, 6.01-7, 6.01-6
221-31002	3.01-5, 3.01-3, 4.03-5, 6.01-5
221-31003	4.03-4, 4.03-7, 4.03-1, 5.03-12, 6.01-4, 6.01-6, 6.01-1
221-31004	3.01-4
221-32002	3.01-5, 3.01-3
221-32004	3.01-4
221-40050	4.01-46
221-40150	4.01-47
221-40250	4.01-46
221-40350	4.01-47
221-51001	2.01-2
221-51002	2.01-2
221-51004	2.01-3
221-51006	2.01-3
221-51033	2.01-5
221-51036	2.01-5
221-51043	2.01-4
221-51046	2.01-4
221-52001	2.01-2
221-52002	2.01-2
221-52004	2.01-3
221-52006	2.01-3
221-52033	2.01-5
221-52036	2.01-5
221-52043	2.01-4
221-52046	2.01-4
221-52054	2.01-6
221-55511	2.01-9
221-60005	4.01-18, 4.01-19, 4.01-20, 4.01-21, 4.01-22, 4.01-23, 4.01-28, 4.01-29, 4.01-30, 4.01-31, 4.01-44, 4.01-45, 4.01-17
221-60050	4.01-48
221-60150	4.01-49
221-60905	4.01-18, 4.01-19, 4.01-20, 4.01-21, 4.01-22, 4.01-23, 4.01-44, 4.01-45, 4.01-17
221-61105	4.01-18, 4.01-19, 4.01-20, 4.01-21, 4.01-22, 4.01-23, 4.01-44, 4.01-45, 4.01-17
221-61106	4.01-21, 4.01-23, 4.01-20
221-61505	4.01-26, 4.01-27, 4.01-50, 4.01-51, 4.01-25

Reference **Page**

221-61507	4.01-26, 4.01-27, 4.01-50, 4.01-51, 4.01-25
221-61900	4.01-24
221-61901	4.01-24
221-63606	4.01-33, 4.01-34, 4.01-35, 4.01-36, 4.01-32
221-63906	4.01-37
221-64006	4.01-52
221-64007	4.01-52
221-64008	4.01-52
221-64009	4.01-52
221-64806	4.01-37
221-64906	4.01-38
221-65100	4.02-15, 4.02-17, 4.02-19, 4.02-21, 4.07-8, 4.07-9, 4.02-11
221-65200	4.02-16, 4.02-18, 4.02-20, 4.02-22, 4.07-8, 4.07-10, 4.02-12
221-65400	4.02-22, 4.07-8, 4.02-21
221-65702	4.02-14, 4.02-13
221-65905	4.01-40
221-65914	4.01-41
221-65918	4.01-42
221-65926	4.01-43, 4.01-42
221-65936	4.01-43
221-65937	4.01-43
221-65938	4.01-43
221-66101	4.01-10, 4.01-7
221-66501	4.01-1
221-66601	4.01-10, 4.01-5
221-66603	4.01-6
221-66606	4.01-9
221-66607	4.01-8
221-66901	4.01-11, 4.01-2
221-66906	4.01-4
221-66908	4.01-3
221-68001	4.01-15
221-69031	4.02-9
221-69091	4.02-10
221-69416	4.02-4
221-69417	4.02-4
221-69551	4.02-7
221-69701	4.02-3
221-69702	4.02-8, 4.02-6
221-69716	4.02-1
221-69717	4.02-1
221-69801	4.02-3
221-76001	4.01-55
221-76005	front cover
221-76100	front cover
221-76200	front cover
221-76300	front cover
221-76400	front cover
221-76700	front cover
221-76800	front cover
221-76901	4.01-54, 4.02-24
221-77001	3.03-4, 3.03-3
221-78010	4.04-1, 5.06-1, 6.03-1
221-78011	4.04-1, 5.06-1, 6.03-1
221-78020	4.04-1, 5.06-1, 6.03-1
221-78021	4.04-1, 5.06-1, 6.03-1
221-78040	4.04-2, 5.06-2, 6.03-2
221-78041	4.04-2, 5.06-2, 6.03-2
221-78200	4.01-39
221-78300	4.01-41
221-88000	4.01-53
221-88001	4.01-53
221-88102	4.01-53
221-88103	4.01-53

Reference **Page****241**

241-76005	front cover
241-76100	front cover
241-76200	front cover
241-76300	front cover
241-76400	front cover
241-76700	front cover
241-76800	front cover

250

250-76005	front cover
250-76100	front cover
250-76200	front cover
250-76300	front cover
250-76400	front cover
250-76700	front cover
250-76800	front cover

256

256-76005	front cover
256-76100	front cover
256-76200	front cover
256-76300	front cover
256-76400	front cover
256-76700	front cover
256-76800	front cover

257

257-76005	front cover
257-76100	front cover
257-76200	front cover
257-76300	front cover
257-76400	front cover
257-76700	front cover
257-76800	front cover

310

310-00001	4.03-3, 4.03-2, 6.01-3, 6.01-2
310-01100	4.03-4, 6.01-4
310-01101	4.03-4, 6.01-4
310-01300	4.03-3, 6.01-3
310-01301	4.03-3, 6.01-3
310-01400	4.03-3, 6.01-3
310-01401	4.03-3, 6.01-3
310-01600	4.03-2, 6.01-2
310-01601	4.03-2, 6.01-2
310-01700	4.03-2, 6.01-2
310-01701	4.03-2, 6.01-2
310-01800	4.01-54
310-01801	4.01-54
310-01900	4.03-1, 6.01-1
310-01901	4.03-1, 6.01-1
310-02000	4.03-1, 6.01-1
310-02001	4.03-1, 6.01-1
310-02100	4.03-4, 5.03-12, 6.01-4
310-02101	4.03-4, 5.03-12, 6.01-4
310-02600	4.03-6, 6.01-7
310-02601	4.03-6, 6.01-7
310-02700	4.03-6, 6.01-6
310-02701	4.03-6, 6.01-6
310-02800	4.03-5, 6.01-5
310-02801	4.03-5, 6.01-5
310-02900	4.03-5, 6.01-5
310-02901	4.03-5, 6.01-5
310-03900	4.03-7, 6.01-6
310-03901	4.03-7, 6.01-6

320

320-00001	6.06-14
320-00002	6.06-14

Reference **Page****450**

450-00067	2.01-1, 3.02-2, 3.02-1
450-00068	2.01-1

550

550-00003	2.02-1
550-00010	2.02-1
550-00020	2.02-2
550-00103	2.02-2
550-00106	2.02-2
550-00130	2.02-3
550-00140	2.02-6
550-00150	2.02-6
550-00210	2.01-12, 2.02-7, 2.01-11, 5.04-2, 5.04-1
550-00230	2.02-7, 2.01-11
550-00240	2.02-6
550-00241	2.02-7
550-00250	2.02-5
550-00340	2.02-3
550-00501	2.01-9, 2.01-8
550-00505	2.02-8
550-00610	2.02-8, 3.03-6
550-00801	2.02-4
550-00803	2.02-5
550-00809	2.02-5, 2.02-4
550-13040	2.01-6
550-13041	2.01-6
550-13042	2.01-6
550-13050	2.01-7
550-13051	2.01-7
550-13052	2.01-7
550-13080	2.01-7
550-13081	2.01-7
550-13082	2.01-7
550-14020	2.01-1
550-14021	2.01-1
550-14027	2.01-1
550-14030	2.01-1
550-14031	2.01-1
550-14037	2.01-1
550-14040	2.01-1
550-14090	2.01-1
550-14110	2.01-1
550-14115	2.01-1
550-20000	2.01-6
550-20101	2.01-8
550-20102	2.01-8
550-20200	2.01-10
550-20201	2.01-10
550-20210	2.01-9
550-20211	2.01-9
550-20212	2.01-9
550-20220	2.01-10
550-21004	2.01-9
550-22001	2.01-9
550-22002	2.01-9
550-22091	2.01-9
550-22092	2.01-9

650

650-11113	4.02-10, 4.02-11, 4.02-12, 4.02-23, 4.02-9
650-14551	4.02-15, 4.02-16, 4.02-23, 4.02-13
650-14555	4.02-18, 4.02-23, 4.02-17
650-14561	4.02-19, 4.02-20, 4.02-21, 4.02-23, 4.02-14
650-14566	4.02-22, 4.02-23, 4.02-21
650-16900	4.02-6, 4.02-8, 4.02-23, 4.02-5
650-16910	4.02-13, 4.02-14, 4.02-23, 4.02-7

Reference **Page**

650-45013	4.07-9, 4.08-6, 4.02-23
650-45051	4.07-9, 4.08-6, 4.02-23
650-45055	4.02-14, 4.02-23, 4.07-9, 4.08-6, 4.02-13
650-45061	4.02-23, 4.07-9, 4.08-6, 4.02-13
650-45066	4.02-23, 4.07-9, 4.08-6, 4.02-14

700

700-30000	4.07-6
700-30005	4.07-6
700-30100	4.07-7
700-30200	4.07-7
700-30300	4.07-7
700-31200	4.07-2
700-31205	4.07-2
700-31300	4.07-3
700-31500	4.07-4
700-31505	4.07-4
700-31600	4.07-2
700-31605	4.07-2
700-31616	4.07-3
700-31700	4.07-3
700-31705	4.07-3
700-32600	4.07-4
700-32605	4.07-4
700-33000	4.07-6
700-33005	4.07-6
700-35000	4.07-7
700-35005	4.07-7
700-35100	4.07-6
700-35105	4.07-6
700-35900	4.07-5
700-35905	4.07-5
700-35910	4.07-5
700-35915	4.07-5
700-36600	4.07-1
700-36800	4.07-1
700-36805	4.07-1
700-37200	4.07-4
700-37205	4.07-4
700-37600	4.07-5
700-37605	4.07-5
700-37730	4.07-2
700-37748	4.07-2
700-37749	4.07-2
700-37842	4.07-1
700-37845	4.07-1
700-37846	4.07-1
700-37848	4.07-1
700-38100	4.07-7
700-38500	4.07-16
700-73000	4.07-15
700-74000	4.07-15
700-75000	4.07-16
700-83101	4.07-12
700-83201	4.07-13
700-84000	4.07-16
700-84001	4.07-16
700-84101	4.07-12
700-84102	4.07-12
700-84111	4.07-12
700-84112	4.07-12
700-84151	4.07-12
700-84152	4.07-12
700-84161	4.07-12
700-84162	4.07-12
700-84201	4.07-13
700-84202	4.07-13
700-84211	4.07-13
700-84212	4.07-13

Reference **Page**

700-84251	4.07-13
700-84252	4.07-13
700-84261	4.07-13
700-84262	4.07-14
700-84302	4.07-14
700-84352	4.07-14
700-84801	4.07-14
700-84802	4.07-14
700-84851	4.07-14
700-84852	4.07-14
700-84902	4.07-15
700-84952	4.07-15
700-85000	4.07-7

701

701-30000	4.07-6
701-30005	4.07-6
701-31200	4.07-2
701-31205	4.07-2
701-31300	4.07-3
701-31500	4.07-4
701-31505	4.07-4
701-31600	4.07-2
701-31605	4.07-2
701-31616	4.07-3
701-31700	4.07-3
701-31705	4.07-3
701-32600	4.07-4
701-32605	4.07-4
701-33000	4.07-6
701-33005	4.07-6
701-35000	4.07-7
701-35005	4.07-7
701-35100	4.07-6
701-35105	4.07-6
701-35900	4.07-5
701-35905	4.07-5
701-35910	4.07-5
701-35915	4.07-5
701-36600	4.07-1
701-36800	4.07-1
701-36805	4.07-1
701-37200	4.07-4
701-37205	4.07-4
701-37600	4.07-5
701-37605	4.07-5
701-37730	4.07-2
701-37748	4.07-2
701-37749	4.07-2
701-37842	4.07-1
701-37845	4.07-1
701-37846	4.07-1
701-37848	4.07-1
701-38500	4.07-16
701-73000	4.07-15
701-74000	4.07-15
701-75000	4.07-16
701-83101	4.07-12
701-83201	4.07-13
701-84000	4.07-16
701-84001	4.07-16
701-84101	4.07-12
701-84102	4.07-12
701-84111	4.07-12
701-84112	4.07-12
701-84151	4.07-12
701-84152	4.07-12
701-84161	4.07-12
701-84162	4.07-12
701-84201	4.07-13

Reference	Page
-----------	------

701-84202	4.07-13
701-84211	4.07-13
701-84212	4.07-13
701-84251	4.07-13
701-84252	4.07-13
701-84261	4.07-13
701-84262	4.07-14
701-84302	4.07-14
701-84352	4.07-14
701-84801	4.07-14
701-84802	4.07-14
701-84851	4.07-14
701-84852	4.07-14
701-84902	4.07-15
701-84952	4.07-15
701-85000	4.07-7

761

761-30000	4.07-6
761-30005	4.07-6
761-31200	4.07-2
761-31205	4.07-2
761-31300	4.07-3
761-31500	4.07-4
761-31505	4.07-4
761-31600	4.07-2
761-31605	4.07-2
761-31616	4.07-3
761-31700	4.07-3
761-31705	4.07-3
761-32600	4.07-4
761-32605	4.07-4
761-33000	4.07-6
761-33005	4.07-6
761-35000	4.07-7
761-35005	4.07-7
761-35100	4.07-6
761-35105	4.07-6
761-35900	4.07-5
761-35905	4.07-5
761-35910	4.07-5
761-35915	4.07-5
761-36600	4.07-1
761-36800	4.07-1
761-36805	4.07-1
761-37200	4.07-4
761-37205	4.07-4
761-37600	4.07-5
761-37605	4.07-5
761-37730	4.07-2
761-37748	4.07-2
761-37749	4.07-2
761-37842	4.07-1
761-37845	4.07-1
761-37846	4.07-1
761-37848	4.07-1
761-38500	4.07-16
761-73000	4.07-15
761-74000	4.07-15
761-75000	4.07-16
761-83101	4.07-12
761-83201	4.07-13
761-84000	4.07-16
761-84001	4.07-16
761-84101	4.07-12
761-84102	4.07-12
761-84111	4.07-12
761-84112	4.07-12
761-84151	4.07-12

Reference	Page
-----------	------

761-84152	4.07-12
761-84161	4.07-12
761-84162	4.07-12
761-84201	4.07-13
761-84202	4.07-13
761-84211	4.07-13
761-84212	4.07-13
761-84251	4.07-13
761-84252	4.07-13
761-84261	4.07-13
761-84262	4.07-14
761-84302	4.07-14
761-84352	4.07-14
761-84801	4.07-14
761-84802	4.07-14
761-84851	4.07-14
761-84852	4.07-14
761-84902	4.07-15
761-84952	4.07-15
761-85000	4.07-7



Niko designs electr(on)ic solutions to enhance buildings to better suit the needs of the people who live and work in them. By using less energy, by improving light comfort and safety and by making sure all applications work together seamlessly. Buildings with Niko are more efficient, are controllable from a distance and interact within bigger ecosystems. Niko is a Belgian family business from Sint-Niklaas with 750 employees and 10 European branches.

At Niko we ask ourselves just one question every day: "How can we enhance buildings to better suit your needs?"

Niko nv

Industriepark West 40

BE-9100 Sint-Niklaas

sales.be@niko.eu

Tel +32 3 778 90 00

Fax +32 3 777 71 20

www.niko.eu

niko
Illuminating ideas.