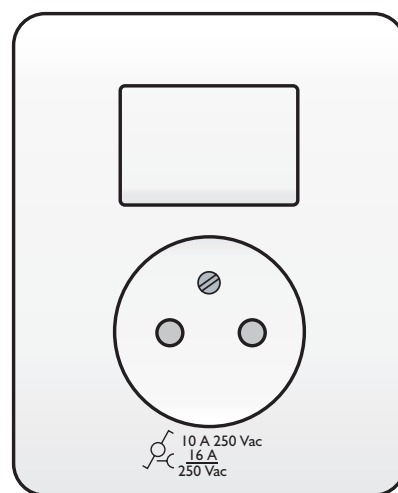


Combination of two-way switch and socket outlet without earthing

For mounting into a single flush-mounting box.

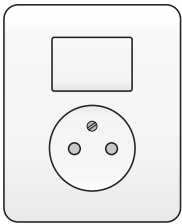
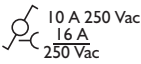
Attention: Without shutters.



Combination of two-way switch and socket outlet without earthing

For mounting into a single flush-mounting box.

Attention: Without shutters.



COMPLETE UNIT WITH SCREW TERMINALS, FOR SCREW FIXING



- 100-62416

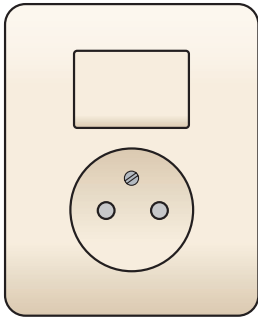
Pieces: 10
- 101-62416

Pieces: 10

100-62416

4 year
warranty

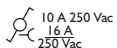
Combination of two-way switch and socket outlet without earthing, complete device incl. flush surround plate, cream



Combination of flush-mounted two-way switch 10 A/250 V AC with 2-pole flush-mounted socket outlet 16 A/250 V without earthing. Complete device incl. flush surround plate and pre-assembled finishing set, Finishing colour: cream

Combination of two-way switch and socket outlet without earthing, complete device incl. flush surround plate, cream. The sockets are equipped with screw terminals for clamping the wires. All connection terminals are located at the top of the end socket and can contain up to 4 x 2.5 mm² of wire. When fixing in a flush-mounting box screws should be used. The flush-mounting frame is made of 1 mm-thick metal and is galvanized on all sides. On the horizontal and vertical axes, the flush-mounting frame has grooves for mounting into floor boxes with screws. The central plate is made of impact-resistant, dustproof and rigid polycarbonate. The base material is coloured in mass.

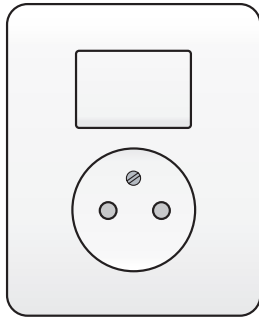
- Colour: cream (coloured in mass, approximately RAL 1013)
- Type of earthing: without earthing
- Power: switch 10 A/250 Vac and socket outlet 16 A/250 Vac
- All plastic components are self-extinguishing (comply with a filament test of 650 °C) and are halogen-free.
- Protection degree: IP21 (designed for use in an environment with non-condensing humidity)
- Flush-mounting depth: 31 mm
- Certification marks: KEMA
- Marking: CE



101-62416

4 year
warranty

Combination of two-way switch and socket outlet without earthing, complete device incl. flush surround plate, white



Combination of flush-mounted two-way switch 10 A/250 V AC with 2-pole flush-mounted socket outlet 16 A/250 V without earthing. Complete device incl. flush surround plate and pre-assembled finishing set, Finishing colour: white

Combination of two-way switch and socket outlet without earthing, complete device incl. flush surround plate, white. The sockets are equipped with screw terminals for clamping the wires. All connection terminals are located at the top of the end socket and can contain up to 4 x 2.5 mm² of wire. When fixing in a flush-mounting box screws should be used. The flush-mounting frame is made of 1 mm-thick metal and is galvanized on all sides. On the horizontal and vertical axes, the flush-mounting frame has grooves for mounting into floor boxes with screws. The central plate is made of impact-resistant, dustproof and rigid polycarbonate. The base material is coloured in mass.

- Colour: white (coloured in mass, approximately RAL 9010)
- Type of earthing: without earthing
- Power: switch 10 A/250 Vac and socket outlet 16 A/250 Vac
- All plastic components are self-extinguishing (comply with a filament test of 650 °C) and are halogen-free.
- Protection degree: IP21 (designed for use in an environment with non-condensing humidity)
- Flush-mounting depth: 31 mm
- Marking: CE

