





Detectors



Outdoor motion detector 180°, 230 Vac, 14 m, for wall mounting (white)

The outdoor motion detector with one channel to be surface mounted on a wall or partition is suitable for use on driveways and in gardens. Equipped with an integrated light sensor. Automatic on/off (after switch-off delay) or manual on/off via an NC push button. The detection area can be divided by means of an adjustable cover mask. In conformity with the European directive for EMC and safety EN60669-2-1.

- dimensions (HxWxD): 125 x 72 x 63 mm
- power supply voltage: 230 V AC \pm 10 %, 50 Hz
- relay contact: NO (max. 10 A), light- and motion-sensitive
 - incandescent lamps: 2,300 W
 - 230 V halogen lamps: 2,300 W
 - all low-voltage halogen lamps: 1,200 VA
 - fluorescent lamps (non-compensated): 1,200 VA
 - LED lamps 230 V and economy lamps (CFLi): 350 W
 - maximum switching capacity: 140 μ F
- maximum switching current: 165 A/20 ms or 800 A/200 μ s
- detection angle: 180°
- mounting height: 2 - 3 m
- detection range: semi-circular, diameter max. 14 m
- light sensitivity: 5 lux - infinite
- switch-off delay: 8 s - 30 min.
- protection degree: IP54
- ambient temperature: -20 - +45 °C
- protection: elimination of creeping zones

COMPLETE UNIT

350-20058 Pieces: 1 Complete unit



Outdoor motion detector 180°, 230 Vac, 11 m, for wall mounting (black)

The outdoor motion detector with one channel to be surface mounted on a wall or partition is suitable for use on driveways and in gardens. Equipped with an integrated light sensor. Automatic on/off (after switch-off delay) or manual on/off via an NC push button. The detection area can be divided by means of an adjustable cover mask. In conformity with the European directive for EMC and safety EN60669-2-1.

- dimensions (HxWxD): 125 x 72 x 63 mm
- power supply voltage: 230 V AC \pm 10 %, 50 Hz
- relay contact: NO (max. 10 A), light- and motion-sensitive
 - incandescent lamps: 2,300 W
 - 230 V halogen lamps: 2,300 W
 - all low-voltage halogen lamps: 1,200 VA
 - fluorescent lamps (non-compensated): 1,200 VA
 - LED lamps 230 V and economy lamps (CFLi): 350 W
 - maximum switching capacity: 140 μ F
- maximum switching current: 165 A/20 ms or 800 A/200 μ s
- detection angle: 180°
- mounting height: 2 - 3 m
- detection range: semi-circular, diameter max. 11 m
- light sensitivity: 5 lux - infinite
- switch-off delay: 8 s - 30 min.
- protection degree: IP54
- ambient temperature: -20 - +45 °C
- protection: elimination of creeping zones

COMPLETE UNIT

350-20158 Pieces: 1 Complete unit



Outdoor motion detector 180°, 230 Vac, 14 m (white)

One-channel outdoor motion detector for use along driveways, in gardens, ... Provided with an integrated light sensor. Automatically on or manually on via a NC push button (230 V AC). Automatically off after switch-off delay. Provided with a rotatable motion sensor. The detection area can be subdivided by means of an adjustable cover mask. In conformity with the European directive for EMC and safety EN60669-2-1.

- dimensions (HxWxD): 70 x 90 x 130 mm
- power supply voltage: 230 V AC \pm 10%, 50 Hz
- relay contact: NO (max. 10 A), light- and motion-sensitive
 - incandescent lamps: 2,300 W
 - 230 V halogen lamps: 2,300 W
 - all low-voltage halogen lamps: 1,200 VA
 - fluorescent lamps (non-compensated): 1,200 VA
 - LED lamps 230 V and economy lamps (CFLi): 350 W
 - maximum switching capacity: 140 μ F
 - maximum switching current: 165 A/20 ms or 800 A/200 μ s
- detection angle: 180°
- mounting height: 2 - 3 m
- detection range: semi-circular, diameter max. 14 m
- hysteresis on light sensitivity: + 10%
- light sensitivity: 5 lux - infinite
- switch-off delay: 8 s - 30 min.
- protection degree: IP54
- ambient temperature: -20 - +45 °C
- protection: elimination of creeping zones

COMPLETE UNIT

350-20050 Pieces: 1 Complete unit

ACCESSORIES



390-20050 Pieces: 1 Ceiling mounting bracket

Outdoor motion detector 180°, 230 Vac, 11 m (black)

One-channel outdoor motion detector for use along driveways, in gardens, ... Provided with an integrated light sensor. Automatically on or manually on via a NC push button (230 V AC). Automatically off after switch-off delay. Provided with a rotatable motion sensor. The detection area can be subdivided by means of an adjustable cover mask. In conformity with the European directive for EMC and safety EN60669-2-1.



- dimensions (HxWxD): 70 x 90 x 130 mm
- power supply voltage: 230 V AC \pm 10%, 50 Hz
- relay contact: NO (max. 10 A), light- and motion-sensitive
 - incandescent lamps: 2,300 W
 - 230 V halogen lamps: 2,300 W
 - all low-voltage halogen lamps: 1,200 VA
 - fluorescent lamps (non-compensated): 1,200 VA
 - LED lamps 230 V and economy lamps (CFLi): 350 W
 - maximum switching capacity: 140 μ F
 - maximum switching current: 165 A/20 ms or 800 A/200 μ s
- detection angle: 180°
- mounting height: 2 - 3 m
- detection range: semi-circular, diameter max. 11 m
- hysteresis on light sensitivity: + 10%
- light sensitivity: 5 lux - infinite
- switch-off delay: 8 s - 30 min.
- protection degree: IP54
- ambient temperature: -20 - +45 °C
- protection: elimination of creeping zones

COMPLETE UNIT

350-20150 Pieces: 1 Complete unit

ACCESSOIRES

390-20150 Pieces: 10 Ceiling mounting bracket

Twilight switch, 230 V, one channel (16 A)

The twilight switch for outdoor wall mounting is suitable for controlling outdoor lighting (gardens, car parks, outdoor areas and footpaths). In conformity with the European directive for EMC and safety EN60669-2-1.



- dimensions: 95 x 68 x 38 mm (HxWxD)
- power supply voltage: 230 V AC \pm 10%, 50 Hz
- relay contact: NO (max. 16 A), light-sensitive
 - incandescent lamps: 3,000 W
 - 230 V halogen lamps: 3,000 W
 - all low-voltage halogen lamps: 500 VA
 - fluorescent lamps (non-compensated): 500 VA
 - LED lamps 230 V and economy lamps (CFLi): 350 W
- maximum switching capacity: 140 μ F
- maximum switching current: 165 A/20 ms or 800 A/200 μ s
- light sensitivity: 3 – 300 lux
- hysteresis on light sensitivity: \pm 50%
- switch-off delay: \pm 1 min
- protection degree: IP54
- ambient temperature: -50 – +50 °C

COMPLETE UNIT

350-10033 Pieces: 1 Complete unit

Twilight switch, 230 V, one channel (16 A) IP54

Twilight switch for outdoor wall mounting (IP54). Suitable for switching outdoor lighting. Large sensor surface for accurate light measuring. In conformity with the European directive for EMC and safety EN60669-2-1.



- dimensions: 103 x 73 x 47 mm (HxWxD)
- power supply voltage: 230 V AC \pm 10%, 50 Hz
- relay contact: NO (max. 16 A)
 - incandescent lamps: 3,000 W
 - 230 V halogen lamps: 3,000 W
 - all low-voltage halogen lamps: 500 VA
 - fluorescent lamps (non-compensated): 1,200 VA
- LED lamps 230 V and economy lamps (CFLi): 350 W
- maximum switching capacity: 140 μ F
- maximum switching current: 165 A/20 ms or 800 A/200 μ s
- hysteresis on light sensitivity: \pm 50%
- switch-off delay: \pm 1 min.
- light sensitivity: 2 - 200 lux
- protection degree: IP54

COMPLETE UNIT

350-10030 Pieces: 1 Complete unit



Mini presence or mini absence detector 360° , 230 Vac, one channel, for flush mounting in ceilings

The mini presence or mini absence detector with one channel and daylight control for flush mounting in ceilings is suitable for switching indoor lighting on and off. The mini detector is equipped with an integrated light sensor. Automatic on/off (presence detector) or manual on/automatic off (absence detector). Thanks to its compact dimensions and design, the mini detector is discreetly present in the room. In conformity with the European directive for EMC and safety EN60669-2-1.

- dimensions (only visible part): 13.3 x 36 mm (HxW)
- dimensions (including non-visible part): 62.6 x 36 mm (HxW)
- drill diameter: 30 mm
- power supply voltage: 230 V AC \pm 10%, 50 Hz
- power consumption: 0.2 W
- relay contact: NO (max. 10 A), light- and motion-sensitive
 - incandescent lamps: 2,300 W
 - 230 V halogen lamps: 2,300 W
 - all low-voltage halogen lamps: 1,200 VA
 - fluorescent lamps (non-compensated): 1,200 VA
 - economy lamps (CFLi) and LED lamps 230 V: 350 W
 - maximum switching capacity: 140 μ F
 - maximum switching current: 165 A/20 ms or 800 A/200 μ s
- detection angle: 360°
- mounting height: 2 - 3 m
- detection range: circular, up to 9.5 m
- light sensitivity: 20 – 1,000 lux
- hysteresis on light sensitivity: + 10%
- switch-off delay: 2 - 60 min
- connected cable: 50 cm, 4 x 2.08 mm²
- protection degree: IP65
- ambient temperature: -5 - +50 °C
- factory pre-set; IR remote control required to change settings
- with 'eco off' function for optimal energy-savings
- includes black and white flush surround plate to decrease detection area

COMPLETE UNIT

350-20085 Pieces: 1 Complete unit

ACCESSORIES



350-41936 Pieces: 1 Universal remote control for smartphone



350-20090 Pieces: 5 IR remote control for installers

Presence or absence detector 360°, one channel (10 A), for flush mounting

The presence or absence detector with one channel and daylight control for flush mounting in ceilings is suitable for switching indoor lighting on and off. Equipped with an integrated light sensor. Automatic on/off (after switch-off delay) or manual on/off via an NO push button (230 V AC). In conformity with the European directive for EMC and safety EN60669-2-1.



- dimensions (HxW): 56 x Ø 95 mm
- visible dimensions (HxW): 24 x Ø 95 mm
- power supply voltage: 230 V AC \pm 10%, 50 Hz
- power consumption: 0.8 W
- relay contact: NO (max. 10 A), light- and motion-sensitive
 - incandescent lamps: 2,300 W
 - 230 V halogen lamps: 2,300 W
 - low-voltage halogen lamps: 1,200 VA
 - fluorescent lamps (non-compensated): 1,200 VA
 - LED lamps 230 V and economy lamps (CFLi): 350 W
 - maximum switching capacity: 140 μ F
- maximum switching current: 165 A/20 ms or 800 A/200 μ s
- detection angle: 360°
- mounting height: 2.5 – 4 m
- detection range: circular 7 – 12 m
- light sensitivity: 30 – 2,000 lux
- switch-off delay: 5 s/2 – 30 min.
- protection degree: IP20
- ambient temperature: -5 – +50 °C
- mounting: flush-mounting (surface-mounting only in combination with surface-mounting kit, to be ordered separately)

COMPLETE UNIT

350-20056 Pieces: 1 Complete unit

ACCESSORIES

350-41936 Pieces: 1 Universal remote control for smartphone



350-20057 Pieces: 1 IR remote control for installers

SURFACE-MOUNTING BOX

390-20056 Pieces: 1 Mounting box

FLUSH-MOUNTING BOX

390-20057 Pieces: 1 Flush-mounting box with spring terminals

Flat presence or absence detector 360°, master, 1 channel, 12 m, for flush-mounting

1 channel detector for flush mounting in ceilings. Stand-alone or as master combinable with a maximum of 20 slaves (350-41601). It can be easily installed and mounted thanks to spring terminals. The detector has a very flat design of only 5 mm, so that it can be mounted almost flush with the ceiling. For use in small rooms, offices, storage spaces ... The detector can be used as a presence detector (automatic on/off) or absence detector (manual on/automatic off).



- dimensions (HxW): 95 x Ø 95 mm
- visible dimensions (HxW): 5 x Ø 95 mm
- power supply voltage: 230 V AC \pm 10 %, 50 Hz
- power consumption: < 1 W
- relay contact: NO. (max 10 A)
- wire capacity: up to 2.5 mm².
 - incandescent lamps: 2,300 W
 - 230V-halogen lamps: 2,300 W
 - low-voltage halogen lamps: 1,200 VA
 - (non-compensated) fluorescent lamps: 1,200 VA
 - LED lamps 230 V and economy lamps (CFLi): 350 W
 - maximum switching capacity: 140 μ F
- maximum switching current: 165 A/20 ms or 800 A/200 μ s
- minimum drill diameter: 77 mm
- detection angle: 360°
- detection range: circle, max 12 m
- light sensitivity: 100 - 1,000 lux
- switch-off delay: 5 min – 60 min
- protection degree: IP20
- mounting height: 2.4 – 3 m
- ambient temperature: +5 – +40 °C
- with eco function for optimal energy-savings
- stand-alone or combinable with a maximum of 20 slaves (350-41601)

COMPLETE UNIT

350-41600 Pieces: 1 Complete unit

ACCESSORIES

350-41936 Pieces: 1 Universal remote control for smartphone



350-41934 Pieces: 1 IR-remote control for users



Presence or absence detector 360° (230 V), master, one channel, for flush mounting in ceilings

The presence or absence detector with one channel and daylight control for flush mounting in ceilings is suitable for switching indoor lighting on and off. The detector is equipped with an integrated light sensor. Automatic on/off (presence detector) or manual on/automatic off (absence detector). The detection area can be divided by means of an adjustable cover mask. In conformity with the European directive for EMC and safety EN60669-2-1.

- dimensions (HxLxP): 100 x 100 x 73,4 mm
- dimensions visible (HxLxP): 100 x 100 x 46.4 mm
- power supply voltage: 230 V AC \pm 10%, 50 Hz
- power consumption: 0.2 W
- relay contact: NO (max. 10 A), potential-free, light- and motion-sensitive
 - incandescent lamps: 2,300 W
 - 230 V halogen lamps: 2,300 W
 - all low-voltage halogen lamps: 1,200 VA
 - fluorescent lamps (non-compensated): 1,200 VA
 - LED lamps 230 V and economy lamps (CFLi): 350 W
 - maximum switching capacity: 140 μ F
 - maximum switching current: 165 A/20 ms or 800 A/200 μ s
- detection angle: 360°
- mounting height: 2 - 3.4 m
- detection range: 24 m in diameter at a height of 3 m
- light sensitivity: 20 - 1000, ∞ lux
- hysteresis on light sensitivity: + 10%
- switch-off delay: 2 - 60 min
- protection degree: IP54
- ambient temperature: -5 - +50 °C
- manually adjustable or adjustable using remote control
- stand-alone or with a maximum of 10 slaves (350-20071 or also slaves 350-20079 or 350-20081)
- with 'eco off' function for optimal energy-savings

COMPLETE UNIT

350-20070 Pieces: 1 Complete unit

ACCESSORIES



350-41936 Pieces: 1 Universal remote control for smartphone



350-20089 Pieces: 1 IR remote control for installers

FLUSH-MOUNTING BOX



390-20057 Pieces: 1 Flush-mounting box with spring terminals

Presence or absence detector 360°, master, two channels, for flush mounting

The presence or absence detector with two channels and daylight control for flush mounting in ceilings is suitable for switching indoor lighting or ventilation on and off. The detector is equipped with an integrated light sensor. Automatic on/off (presence detector) or manual on/automatic off (absence detector). The detection area can be divided by means of an adjustable cover mask. In conformity with the European directive for EMC and safety EN60669-2-1.



- dimensions (HxWxD): 100 x 100 x 73,4 mm
- dimensions visible (HxWxD): 100 x 100 x 46,4 mm
- power supply voltage: 230 V AC \pm 10%, 50 Hz
- power consumption: 0,2 W
- both relay contacts: NO (max. 10 A), potential-free, light- and motion-sensitive
- both channels can be individually adjusted for lux, time and presence or absence.
 - incandescent lamps 2,300 W
 - 230 V halogen lamps 2,300 W
 - all low-voltage halogen lamps 1,200 VA
 - fluorescent lamps (non-compensated) 1,200 VA
 - LED lamps 230 V and economy lamps (CFLi): 350 W
- maximum switching capacity per channel : 140 μ F
- maximum switching current: 165 A/20 ms or 800 A/200 μ s
- detection angle: 360°
- mounting height: 2 – 3,4 m
- detection range: max 24 meters diameter at a height of 3 m
- light sensitivity: 20 – 1000, ∞ lux
- hysteresis on light sensitivity: 10 %
- switch-off delay: 2 - 60 min
- protection degree: IP54
- ambient temperature: -5 – +50 °C
- manually adjustable or adjustable using remote control
- stand-alone or with a maximum of 10 slaves (350-20071 or slaves 350-20079 or 350-20081)
- with 'eco off' function for optimal energy-savings
- delivered with flush mounting box with spring terminals

COMPLETE UNIT

350-20072 Pieces: 1 Complete unit

ACCESSORIES

350-41936 Pieces: 1 Universal remote control for smartphone



350-20089 Pieces: 1 IR remote control for installers

Presence or absence detector 360° (230 V), master, one channel, for surface mounting

The presence or absence detector with one channel and daylight control for ceiling mounting is suitable for switching indoor lighting on and off. The detector is equipped with an integrated light sensor. Automatic on/off (presence detector) or manual on/automatic off (absence detector). The detection area can be divided by means of an adjustable cover mask. In conformity with the European directive for EMC and safety EN60669-2-1.



- dimensions (HxW): 64,1 x \varnothing 117,3 mm
- power supply voltage: 230 V AC \pm 10%, 50 Hz
- power consumption: 0,2 W
- wire input from the side: 3 x \varnothing 14 mm
- wire input from the top: 2 x \varnothing 14 mm
- relay contact: NO (max. 10 A), potential-free, light- and motion-sensitive
 - incandescent lamps: 2,300 W
 - 230 V halogen lamps: 2,300 W
 - all low-voltage halogen lamps: 1,200 VA
 - fluorescent lamps (non-compensated): 1,200 VA
 - LED lamps 230 V and economy lamps (CFLi): 350 W
 - maximum switching capacity: 140 μ F
 - maximum switching current: 165 A/20 ms or 800 A/200 μ s
- detection angle: 360°
- mounting height: 2 - 3,4 m
- detection range: 24 m diameter at a height of 3 m
- light sensitivity: 20 – 1000, ∞ lux
- hysteresis on light sensitivity: + 10%
- switch-off delay: 2 - 60 min
- protection degree: IP54
- ambient temperature: -5 - +50 °C
- manually adjustable or adjustable using remote control
- stand-alone or with a maximum of 10 slaves (350-20079 or also slaves 350-20071 or 350-20081)
- with 'eco off' function for optimal energy-savings

COMPLETE UNIT

350-20078 Pieces: 1 Complete unit

ACCESSORIES

350-41936 Pieces: 1 Universal remote control for smartphone



350-20089 Pieces: 1 IR remote control for installers



Presence or absence detector 360°, master, two channels, for surface mounting

The presence or absence detector with two channels and daylight control for surface mounting in ceilings is suitable for switching indoor lighting or ventilation on and off. The detector is equipped with an integrated light sensor. Automatic on/off (presence detector) or manual on/automatic off (absence detector). The detection area can be divided by means of an adjustable cover mask. In conformity with the European directive for EMC and safety EN60669-2-1.

- dimensions (HxW): 64.1 x Ø 117.3 mm
- power supply voltage: 230 V AC \pm 10%, 50 Hz
- power consumption: 0.2 W
- wire input from the side: 3 x Ø 14 mm
- wire input from the top: 2 x Ø 14 mm
- both relay contacts: NO (max. 10 A), potential-free, light- and motion-sensitive
- both channels can be individually adjusted for lux, time and presence or absence
 - incandescent lamps: 2,300 W
 - 230 V halogen lamps: 2,300 W
 - low-voltage halogen lamps: 1,200 VA
 - fluorescent lamps (non-compensated): 1,200 VA
 - LED lamps 230 V and economy lamps (CFLi): 350 W
- maximum switching capacity per channel : 140 μ F
- maximum switching current: 165 A/20 ms or 800 A/200 μ s
- detection angle: 360°
- mounting height: 2 - 3.4 m
- detection range: 24 m in diameter at a height of 3 m
- light sensitivity: 20 – 1000, ∞ lux
- hysteresis on light sensitivity: + 10 %
- switch-off delay: 2 - 60 min
- protection degree: IP54
- ambient temperature: -5 – +50 °C
- manually adjustable or adjustable using remote control
- stand-alone or with a maximum of 10 slaves (350-20079 or also slaves 350-20071 or 350-20081)
- with 'eco off' function for optimal energy-savings

COMPLETE UNIT

350-20082 Pieces: 1 Complete unit

ACCESSORIES



350-41936 Pieces: 1 Universal remote control for smartphone



350-20089 Pieces: 1 IR remote control for installers



Presence or absence detector 360° (230 V), master, one channel, for surface mounting on high ceilings

The presence or absence detector with one channel and daylight control for surface mounting on high ceilings is suitable for switching the indoor lighting on and off. The detector can be used stand-alone or as a master. The detector is equipped with an integrated light sensor. Automatic on/off (presence detector) or manual on/automatic off (absence detector). The detection area can be divided by means of an adjustable cover mask. In conformity with the European directive for EMC and safety EN60669-2-1.

- dimensions (HxW): 64.1 x Ø 117.3 mm
- power supply voltage: 230 V AC \pm 10%, 50 Hz
- power consumption: 0.2 W
- wire input from the side: 3 x Ø 14 mm
- wire input from the top: 2 x Ø 14 mm
- relay contact: NO. (max. 10 A), potential-free, light- and motion-sensitive
 - incandescent lamps: 2,300 W
 - 230 V halogen lamps: 2,300 W
 - low-voltage halogen lamps: 1,200 VA
 - fluorescent lamps (non-compensated): 1,200 VA
 - LED lamps 230 V and economy lamps (CFLi): 350 W
 - maximum capacitive capacity: 140 μ F
- maximum switching current: 165 A/20 ms or 800 A/200 μ s
- detection angle: 360°
- mounting height: 4 - 8 m
- detection range: diameter max 32 m
- light sensitivity: 20 - 1,000, ∞ lux
- hysteresis on light sensitivity: + 10%
- switch-off delay: 2 - 60 min
- protection degree: IP54
- ambient temperature: -5 - +50 °C
- manually adjustable or adjustable using remote control
- stand-alone or with a maximum of 10 slaves (350-20081 or also 350-20071 or 350-20079)
- with 'eco off' function for optimal energy-savings

COMPLETE UNIT

350-20080 Pieces: 1 Complete unit

ACCESSORIES



350-41936 Pieces: 1 Universal remote control for smartphone



350-20089 Pieces: 1 IR remote control for installers

Presence detector dual tech 360°, master

Intelligent presence detector for ceiling mounting in offices. Suitable for switching indoor lighting. Rapid detection of even the slightest movements, thanks to passive infrared (PIR) and ultrasonic (US) technology. Presence detection behind office partitions by means of US detection. Equipped with an integrated light sensor. For surface- or flush mounting.



- configuration: stand-alone or as master
- dimensions (HxW): 60 x Ø 120 mm
- visible dimensions (HxW): 34 x Ø 120 mm
- power supply voltage: 230 V AC \pm 10%, 50 Hz
- power consumption: 2 W
- relay contact: NO. (max 10 A), potential-free
 - incandescent lamps: 2,300 W
 - 230 V halogen lamps: 2,300 W
 - low-voltage halogen lamps: 1,200 VA
 - fluorescent lamps (non-compensated): 1,200 VA
 - LED lamps 230 V and economy lamps (CFLi): 350 W
- maximum switching capacity: 140 μ F
- maximum switching current: 165 A/20 ms or 800 A/200 μ s
- detection angle: 360°
- detection range: 9.5 m in diameter from a height of 3 m
- detection range Ultrasonic: 12 x 19 m
- light sensitivity: 10 – 2,000 lux
- switch-off delay: 1 - 30 min
- protection degree: IP20
- mounting height: 2 - 3 m
- ambient temperature: 0 - +45 °C
- stand-alone or combinable with 10 slaves (350-20066)

COMPLETE UNIT

350-20065 Pieces: 1 Complete unit

ACCESSORIES

350-20067 Pieces: 1 IR remote control unit

FLUSH-MOUNTING BOX

390-20057 Pieces: 1 Flush-mounting box with spring terminals

Presence detector 360°, one channel (10 A), for surface mounting

One-channel presence detector with daylight control for ceiling mounting, suitable for switching indoor lighting. Provided with an integrated light sensor. Automatically on/off (after switch-off delay) or manually on/off via NO push button (230 V AC). The detection area can be subdivided by means of an adaptable cover mask. In conformity with the European directive for EMC and safety EN60669-2-1.



- dimensions (HxW): 59 x Ø 127 mm
- power supply voltage: 230 V AC \pm 10%, 50 Hz
- power consumption: 1.3 W
- relay contact: NO (max. 10 A), light- and motion-sensitive
 - incandescent lamps: 2,300 W
 - 230 V halogen lamps: 2,300 W
 - all low-voltage halogen lamps: 1,200 VA
 - fluorescent lamps (non-compensated): 1,200 VA
 - LED lamps 230 V and economy lamps (CFLi): 350 W
- maximum switching capacity: 140 μ F
- maximum switching current: 165 A/20 ms or 800 A/200 μ s
- detection angle: 360°
- detection range: diameter max. 20 m at a height of 3 m
- light sensitivity: 10 – 1,000 lux
- hysteresis on light sensitivity: + 10%
- switch-off delay: 1 - 30 min.
- protection degree: IP20
- mounting height: 2.5 - 3.4 m
- ambient temperature: -5 - +50 °C

COMPLETE UNIT

350-20054 Pieces: 1 Complete unit



Flat presence or absence detector 360°, master, with 2 potential-free contacts, 12 m, for flush-mounting

Stand-alone or as master combinable with a maximum of 20 slaves (350-41601). The detector has a very flat design of only 5 mm, so that it can be mounted almost flush with the ceiling. It can be easily installed and mounted thanks to spring terminals. Particularly suitable for the switching of installations with 3 phases where the light circuits need to be distributed to several circuit breakers for safety reasons. For use in offices, schools, conference rooms. The two contacts are always controlled simultaneously.

- dimensions (HxW): 95 x Ø 95 mm
- visible dimensions (HxW): 5 x Ø 95 mm
- power supply voltage: 230 V AC \pm 10 %, 50 Hz
- power consumption: < 1 W
- relay contact 1: NO. (max 10 A), potential-free
- relay contact 2: NO. (max 10 A), potential-free
 - incandescent lamps: 2,300 W
 - 230V-halogen lamps: 2,300 W
 - low voltage halogen lamps: 1,200 VA
 - (non-compensated) fluorescent lamps: 1,200 VA
 - LED lamps 230 V and economy lamps (CFLi): 350 W
- maximum switching capacity: 140 uF
- maximum switching current: 165 A/20 ms or 800 A/200 μ s
- minimum drill diameter: 77 mm
- detection angle: 360°
- detection range: circular, up to 12 m
- light sensitivity: 100 - 1,000 lux
- switch-off delay: 5 min – 60 min
- protection degree: IP20
- mounting height: 2.4 - 3 m
- ambient temperature: +5 – +40 °C
- stand-alone or combinable with up to 20 slaves (350-41601)

COMPLETE UNIT

350-41620 Pieces: 1 Complete unit

ACCESSORIES



350-41936 Pieces: 1 Universal remote control for smartphone



350-41934 Pieces: 1 IR-remote control for users



Flat presence or absence detector 360°, slave, 1 channel, 12 m, for flush-mounting

This slave operates in conjunction with references 350-41600, 350-41687, 350-41620, 350-41686

Simple installation and easy mounting thanks to spring terminals. The detector has a very flat design of only 5 mm, so that it can be mounted almost flush with the ceiling. The slave follows the settings of the master.

- dimensions (HxW): 95 x Ø 95 mm
- visible dimensions (HxW): 5 x Ø 95 mm
- power supply voltage: 230 V AC \pm 10 %, 50 Hz
- power consumption: < 1 W
- minimum drill diameter: 77 mm
- detection angle: 360°
- detection range: circle, up to 12 m in diameter
- protection degree: IP20
- mounting height: 2.4 - 3 m
- ambient temperature: +5 – +40 °C

COMPLETE UNIT

350-41601 Pieces: 1 Complete unit



Presence or absence detector 360° (230 V), slave, for flush mounting

The presence or absence detector for flush mounting in ceilings is suitable for switching indoor lighting on and off. Automatic on/off (presence detector) or manual on/automatic off (absence detector). The detection area can be divided by means of an adjustable cover mask. Use only in combination with the master (350-20070 or the masters 350-20078 or 350-20080). In conformity with the European directive for EMC and safety EN60669-2-1.

- dimensions (HxW): 73.4 x Ø 100 mm
- visible dimensions (HxW): 46.4 x Ø 100 mm
- power supply voltage: 230 V AC \pm 10%, 50 Hz
- power consumption: 0.2 W
- detection angle: 360°
- detection range: circular, max. 24 m in diameter at a height of 3 m
- protection degree: IP54
- mounting height: 2 - 3.4 m
- ambient temperature: -5 - +50 °C

COMPLETE UNIT

350-20071 Pieces: 1 Complete unit

FLUSH-MOUNTING BOX



390-20057 Pieces: 1 Flush-mounting box with spring terminals

Presence or absence detector 360°, 230 Vac, slave, for surface mounting

The presence or absence detector for ceiling mounting is suitable for switching indoor lighting on and off. Automatic on/off (presence detector) or manual on/automatic off (absence detector). The detection area can be divided by means of an adjustable cover mask. Use only in combination with the master (350-20078, 350-20070 or 350-20080). In conformity with the European directive for EMC and safety EN60669-2-1.



- dimensions (HxW): 64.1 x Ø 117.3 mm
- power supply voltage: 230 V AC \pm 10%, 50 Hz
- power consumption: 0.2 W
- wire input from the side: 3 x Ø 14 mm
- wire input from the top: 2 x Ø 14 mm
- detection angle: 360°
- detection range: circular, max diameter 24 m at a height of 3 m
- protection degree: IP54
- mounting height: 2 - 3.4 m
- ambient temperature: -5 - +50 °C

COMPLETE UNIT

350-20079 Pieces: 1 Complete unit

Presence or absence detector 360° (230 V), slave, for surface mounting on high ceilings

The presence or absence detector for surface mounting on high ceilings is suitable for switching indoor lighting on and off. Automatic on/off (presence detector) or manual on/automatic off (absence detector). The detection area can be divided by means of an adjustable cover mask. Use only in combination with a master (350-20080, 350-20070 or 350-20078). In conformity with the European directive for EMC and safety EN60669-2-1.



- dimensions (HxW): 64.1 x Ø 117.3 mm
- power supply voltage: 230 V AC \pm 10%, 50 Hz
- power consumption: 0.2 W
- wire input: from the side: 3 x Ø 14 mm
from the top: 2 x Ø 14 mm
- detection angle: 360°
- detection range: circular, 16 - 32 m
- protection degree: IP54
- mounting height: 4 - 8 m
- ambient temperature: -5 - +50 °C

COMPLETE UNIT

350-20081 Pieces: 1 Complete unit

Presence detector dual tech 360°, slave, for flush mounting

Intelligent presence detector for ceiling mounting in offices. Suitable for switching indoor lighting. Fast detection, up to the slightest movements, by passive infrared technology (PIR) and ultrasonic technology (US). Presence detection behind office walls by means of US detection. Only operates in combination with master 350-20065. The detection area can be divided by means of an adjustable cover mask.



- dimensions (HxW): 60 x Ø 120 mm
- visible dimensions (HxW): 34 x Ø 120 mm
- power supply voltage: 230 V AC \pm 10%, 50 Hz
- power consumption: 1,5 W
- detection angle: 360°
- detection range IR: 9.5 m in diameter from a height of 3 m
- detection range Ultrasonic: 12 x 19 m from a height of 3 m
- protection degree: IP20
- mounting height: 2 - 3 m
- ambient temperature: 0 - +45 °C

COMPLETE UNIT

350-20066 Pieces: 1 Complete unit

FLUSH-MOUNTING BOX

390-20057 Pieces: 1 Flush-mounting box with spring terminals



Detector 360° with 3 zone DALI daylight control, 12 m, for flush mounting

Flat presence or absence detector, DALI daylight control for flush-mounting in ceilings of 2.4 - 3 m. Stand-alone or as master combinable with a maximum of 10 slaves (350-41659). For use in offices, schools, conference rooms... in large and small spaces. The detector has a maximum of 3 daylight controlled zones and has a very flat design of only 5 mm, so that it can be mounted almost flush with the ceiling. The switch-off delay, the lux value at which the lighting must switch on and the sensitivity of the detector can easily set with the IR remote control (optional) or with the universal remote control for smartphone (optional).

- DALI addressable
- number of daylight zones: 3
- dimensions (HxW): 95 x Ø 95 mm
- visible dimensions (HxWxD): 5 x Ø 95 mm
- power supply voltage: 230 V AC \pm 10%, 50 Hz
- power consumption: 0.45 W
- minimum drill diameter: 77 mm
- wire input: max. 2.5 mm²
- detection angle: 360°
- detection range: up to 12 m in diameter
- light sensitivity: 10 – 1,000 lux
- switch-off delay: 5 min - ∞
- protection degree: IP20
- mounting height: 2.4 - 3 m
- ambient temperature: +5 – +40 °C

COMPLETE UNIT

350-41657 Pieces: 1 Complete unit

ACCESSORIES



350-41936 Pieces: 1 Universal remote control for smartphone



350-41934 Pieces: 1 IR-remote control for users



350-41935 Pieces: 1 IR remote control for users

Flat presence or absence detector with 3 zone DALI daylight control and extra functionalities, master or stand-alone, 360°, 12 m, flush-mounting

Presence detector, DALI daylight control for flush-mounting in ceilings of 2.4 - 3 m. Stand-alone or as master combinable with a maximum of 10 slaves (350-41659). For use in offices, schools, conference rooms... in large and small spaces. The detector has a maximum of 3 daylight controlled zones, and an extra contact which can be used. It has a very flat design of only 5 mm, so that it can be mounted almost flush with the ceiling. Depending on the chosen application the lighting must always be switched on manually using a push button, and is automatically switched off if there is sufficient daylight or no one is in the room (absence detector). Or the lighting is switched on automatically when movement is registered and there is insufficient daylight. In this case, the lighting is also automatically switched off if there is sufficient daylight or no one is in the room (presence detector). The lighting remains on as long as the detector detects movement and the measured level of daylight is lower than the set value. The switch-off delay, the lux value at which the lighting must switch on and the sensitivity of the detector are easily set with the IR remote control for smartphone (optional).



- DALI addressable
- total number of zones: 4
- number of daylight zones: 2 or 3
- number of secondary zones: 1 or 2
- dimensions (HxW): 95 x Ø95 mm
- visible dimensions(HxWxD): 5 x Ø95 mm
- power supply voltage: 230 V AC \pm 10 %, 50 Hz
- power consumption: < 1 W
- minimum drill diameter: 77 mm
- relay contact: NO. (max 10 A), potential-free
 - incandescent lamps: 2,300 W
 - 230V-halogen lamps: 2,300 W
 - low-voltage halogen lamps: 1,200 VA
- (non-compensated) fluorescent lamps: 1,200 VA
- LED lamps and economy lamps (CFLi): 350 W
- maximum switching capacity: 140 μ F
- maximum switching current: 165 A/20 ms or 800 A/200 μ s
- wire input: max. 2.5 mm²
- detection angle: 360°
- detection range: up to 12 m in diameter
- light sensitivity: 1 – 1,000 lux
- switch-off delay: 5 min - ∞
- protection degree: IP20
- mounting height: 2.4 – 3 m
- ambient temperature: +5 – +40 °C

COMPLETE UNIT

350-41650 Pieces: 1 Complete unit

ACCESSORIES



350-41936 Pieces: 1 Universal remote control for smartphone



350-41934 Pieces: 1 IR-remote control for users



350-41935 Pieces: 1 IR remote control for users



Flat presence or absence detector with 3 zone DALI daylight control and extra functionalities, master or stand-alone, 360°, 12 m, flush-mounting, with EnOcean

The 360° DALI presence detector is suitable for the control of DALI devices in a maximum of 3 daylight zones. Depending on the incoming daylight, the light intensity of each zone will be adjusted separately. The detector can also control, switch on and off or dim one or two secondary zones (depending on the selected settings). The detector is designed for indoor applications and has an integrated light sensor. It is suitable for use in offices, schools and public buildings and can be used in both large and small rooms. The device also has an integrated relay for controlling either lighting or ventilation. The detector is equipped with an integrated EnOcean receiver, enabling wireless control with EnOcean transmitters.

- DALI addressable
- total number of zones: 4
- number of daylight zones: 2 or 3
- number of secondary zones: 1 or 2
- built-in EnOcean receiver
- dimensions (HxW): 95 x Ø95 mm
- visible dimensions(HxW): 5 x Ø95 mm
- power supply voltage: 230 V AC \pm 10 %, 50 Hz
- power consumption: < 1 W
- minimum drill diameter: 77 mm
- relay contact : NO. (max 10 A), potential-free
 - incandescent lamps: 2,300 W
 - 230 V halogen lamps: 2,300 W
- low-voltage halogen lamps: 1,200 VA
- (non-compensated) fluorescent lamps: 1,200 VA
- LED lamps and economy lamps (CFLi): 350 W
- maximum switching capacity: 140 μ F
- maximum switching current: 165 A/20 ms or 800 A/200 μ s
- wire input: max. 2.5 mm²
- detection angle: 360°
- detection range: up to 12 m in diameter
- light sensitivity: 1 – 1,000 lux
- switch-off delay: 5 min - ∞
- protection degree: IP20
- mounting height: 2.4 – 3 m
- ambient temperature: +5 – +40 °C

COMPLETE UNIT

350-41680 Pieces: 1 Detector with 3 zone DALI daylight control and extra functionalities, 12 m, EnOcean

ACCESSORIES



350-41936 Pieces: 1 Universal remote control for smartphone



350-41934 Pieces: 1 IR-remote control for users



350-41935 Pieces: 1 IR remote control for users

Detector 360° with 3 zone DALI daylight control and extra functionalities, 24 m, master or stand-alone, for flush mounting

Presence detector ensuring that a constant level of light is maintained in the room while someone is present. The sensor regulates a maximum of 4 zones, of which 2 to 3 daylight-controlled and 1 or 2 secondary zones. With a push button you can manually dim the light or switch it on/off. The detector also has an extra relay contact. The detector is directly connected to the DALI bus. The detector assigns every luminaire its own address (DALI addressable). This ensures that each luminaire can be allocated to any zone and zones can be updated without altering the cabling. The detector is shipped with a flush-mounting box with spring terminals.



- DALI addressable
- total number of zones: 4
- number of daylight zones: 2 or 3
- number of secondary zones: 1 or 2
- dimensions (HxW): 136.4 x Ø100 mm
- visible dimensions (HxW): 46.4 x Ø100 mm
- power supply voltage: 230 V AC \pm 10%, 50 Hz
- power consumption: 0.45 W
- minimum drill diameter: 88.5 mm
- relay contact: NO (max. 10 A), potential-free
 - incandescent lamps: 2,300 W
 - 230 V halogen lamps: 2,300 W
 - low voltage halogen lamps: 1,200 VA
- (non-compensated) fluorescent lamps: 1,200 VA
- LED lamps 230 V and economy lamps (CFLi): 350 W
- maximum switching capacity: 140 μ F
- maximum switching current: 165 A/20 ms or 800 A/200 μ s
- wire input: max. 2.5 mm²
- detection angle: 360°
- detection range: up to 24 m in diameter
- light sensitivity: 100 – 2,000 lux
- switch-off delay: 5 min - ∞
- protection degree: IP54
- mounting height: 2 - 3.4 m
- ambient temperature: -5 °C - +50 °C
- mounting box with spring terminals included

COMPLETE UNIT

350-41750 Pieces: 1 Complete unit

ACCESSORIES



350-41936 Pieces: 1 Universal remote control for smartphone



350-41934 Pieces: 1 IR-remote control for users



350-41935 Pieces: 1 IR remote control for users



Detector 360° with 3 zone DALI daylight control and extra functionalities, 24 m, master or stand-alone, for flush mounting, with EnOcean

Presence detector ensuring that a constant level of light is created in the room while someone is present. The detector regulates a maximum of 4 zones, of which 2 to 3 daylight-controlled and 1 or 2 secondary zones. With a push button you can manually dim the light or switch it on/off. The detector also has an extra relay contact. The detector is directly connected to the DALI bus. The detector assigns every luminaire its own address (DALI addressable). This ensures that each luminaire can be allocated to any zone and zones can be updated without altering the cabling. The detector is shipped with a flush-mounting box with spring terminals.

- DALI addressable
- total number of zones: 4
- number of daylight zones: 2 or 3
- number of secondary zones: 1 or 2
- built-in EnOcean receiver
- dimensions (HxW): 136.4 x Ø 100 mm
- visible dimensions (HxW): 46.4 x Ø 100 mm
- power supply voltage: 230 V AC \pm 10%, 50 Hz
- power consumption: 0.45 W
- minimum drill diameter: 88.5 mm
- relay contact: NO (max. 10 A), potential-free
 - incandescent lamps: 2,300 W
 - 230V-halogen lamps: 2,300 W
 - low voltage halogen lamps: 1,200 VA
- (non-compensated) fluorescent lamps: 1,200 VA
- LED lamps 230 V and economy lamps (CFLi): 350 W
- maximum switching capacity: 140 μ F
- maximum switching current: 165 A/20 ms or 800 A/200 μ s
- wire input: max. 2.5 mm²
- detection angle: 360°
- detection range: diameter max. 24 m
- light sensitivity: 100 – 2,000 lux
- switch-off delay: 5 min - ∞
- protection degree: IP54
- mounting height: 2 - 3.4 m
- ambient temperature: -5 °C - +50 °C
- mounting box with spring terminals included

COMPLETE UNIT

350-41780 Pieces: 1 Complete unit

ACCESSORIES



350-41936 Pieces: 1 Universal remote control for smartphone



350-41934 Pieces: 1 IR-remote control for users



350-41935 Pieces: 1 IR remote control for users

Detector 360° with 3 zone DALI daylight control and extra functionalities, 24 m, master or stand-alone, for flush mounting

Presence detector ensuring that a constant level of light is created in the room while someone is present. The sensor regulates a maximum of 4 zones, of which 2 to 3 daylight-controlled and 1 or 2 secondary zones. With a push button you can manually dim the light or switch it on/off. The detector also has an extra relay contact. The detector is directly connected to the DALI bus. The detector assigns every luminaire its own address (DALI addressable). This ensures that each luminaire can be allocated to any zone and zones can be updated without altering the cabling.



- DALI addressable
- total number of zones: 4
- number of daylight zones: 2 or 3
- number of secondary zones: 1 or 2
- dimensions (HxW): 64.1 x Ø 117.3 mm
- power supply voltage: 230 V AC \pm 10%, 50 Hz
- power consumption: 0.45 W
- wire input from the side: 3 x Ø 14 mm
- wire input from the top: 2 x Ø 14 mm
- relay contact: NO (max. 10 A), potential-free
 - incandescent lamps: 2,300 W
 - 230V-halogen lamps: 2,300 W
 - low voltage halogen lamps: 1,200 VA
- (non-compensated) fluorescent lamps: 1,200 VA
- LED lamps 230 V and economy lamps (CFLi): 350 W
- maximum switching capacity: 140 μ F
- maximum switching current: 165 A/20 ms or 800 A/200 μ s
- wire input: max. 2.5 mm²
- detection angle: 360°
- detection range: up to 24 m in diameter
- light sensitivity: 100 – 2,000 lux
- switch-off delay: 5 min - ∞
- protection degree: IP54
- mounting height: 2 - 3.4 m
- ambient temperature: -5 °C - +50 °C

COMPLETE UNIT

350-41751 Pieces: 1 Complete unit

ACCESSORIES

350-41936 Pieces: 1 Universal remote control for smartphone



350-41934 Pieces: 1 IR-remote control for users



350-41935 Pieces: 1 IR remote control for users



Detector 360° with 3 zone DALI daylight control and extra functionalities, 24 m, master or stand-alone, for surface mounting, with EnOcean

Presence detector ensuring that a constant level of light is created in the room while someone is present. The sensor regulates a maximum of 4 zones, of which 2 to 3 daylight-controlled and 1 or 2 secondary zones. With a push button you can manually dim the light or switch it on/off. The detector also has an extra relay contact. The detector is directly connected to the DALI bus. The detector assigns every luminaire its own address (DALI addressable). This ensures that each luminaire can be allocated to any zone and zones can be updated without altering the cabling.

- DALI addressable
- total number of zones: 4
- number of daylight zones: 2 or 3
- number of secondary zones: 1 or 2
- built-in EnOcean receiver
- dimensions (HxW): 64.1 x Ø117.3 mm
- power supply voltage: 230 V AC \pm 10%, 50 Hz
- power consumption: 0.45 W
- wire input from the side: 3 x Ø 14 mm
- wire input from the top: 2 x Ø 14 mm
- relay contact: NO (max. 10 A), potential-free
 - incandescent lamps: 2,300 W
 - 230V-halogen lamps: 2,300 W
 - low voltage halogen lamps: 1,200 VA
- (non-compensated) fluorescent lamps: 1,200 VA
- economy lamps (CFLi): 350 W
- LED lamps 230 V: 350 W
- maximum switching capacity: 140 μ F
- maximum switching current: 165 A/20 ms or 800 A/200 μ s
- wire input: max. 2.5 mm²
- detection angle: 360°
- detection range: up to 24 m in diameter
- light sensitivity: 100 – 2,000 lux
- switch-off delay: 5 min - ∞
- protection degree: IP54
- mounting height: 2 - 3.4 m
- ambient temperature: -5 °C - +50 °C

COMPLETE UNIT

350-41781 Pieces: 1 Complete unit

ACCESSORIES



350-41936 Pieces: 1 Universal remote control for smartphone



350-41934 Pieces: 1 IR-remote control for users



350-41935 Pieces: 1 IR remote control for users

Detector 360° with 3 zone DALI daylight control and extra functionalities, 32 m, master or stand-alone, for flush mounting in high ceilings

Presence detector ensuring that a constant level of light is created in the room while someone is present. The sensor regulates a maximum of 4 zones, of which 2 to 3 daylight-controlled and 1 or 2 secondary zones. With a push button you can manually dim the light or switch it on/off. The detector also has an extra relay contact. The detector is directly connected to the DALI bus. The detector assigns every luminaire its own address (DALI addressable). This ensures that each luminaire can be allocated to any zone and zones can be updated without altering the cabling. The detector is shipped with a flush-mounting box with spring terminals.



- DALI addressable
- total number of zones: 4
- number of daylight zones: 2 or 3
- number of secondary zones: 1 or 2
- dimensions (HxW): 136.4 x Ø100 mm
- visible dimensions (HxW): 46.4 x Ø100 mm
- power supply voltage: 230 V AC \pm 10%, 50 Hz
- power consumption: 0.45 W
- minimum drill diameter: 88.5 mm
- relay contact: NO (max. 10 A), potential-free
 - incandescent lamps: 2,300 W
 - 230V-halogen lamps: 2,300 W
 - low voltage halogen lamps: 1,200 VA
- (non-compensated) fluorescent lamps: 1,200 VA
- LED lamps 230 V and economy lamps (CFLi): 350 W
- maximum switching capacity: 140 μ F
- maximum switching current: 165 A/20 ms or 800 A/200 μ s
- detection angle: 360°
- detection range: up to 32 m in diameter
- light sensitivity: 100 – 2,000 lux
- switch-off delay: 5 min - ∞
- protection degree: IP54
- mounting height: 4 - 8 m
- ambient temperature: -5 °C - +50 °C
- mounting box with spring terminals included

COMPLETE UNIT

350-41760 Pieces: 1 Complete unit

ACCESSORIES



350-41936 Pieces: 1 Universal remote control for smartphone



350-41934 Pieces: 1 IR-remote control for users



350-41935 Pieces: 1 IR remote control for users



Detector 360° with 3 zone DALI daylight control and extra functionalities, 32 m, master or stand-alone, for surface mounting in high ceilings

Presence detector ensuring that a constant level of light is created in the room while someone is present. The sensor regulates a maximum of 4 zones, of which 2 to 3 daylight-controlled and 1 or 2 secondary zones. With a push button you can manually dim the light or switch it on/off. The detector also has an extra relay contact. The detector is directly connected to the DALI bus. The detector assigns every luminaire its own address (DALI addressable). This ensures that each luminaire can be allocated to any zone and zones can be updated without altering the cabling.

- DALI addressable
- total number of zones: 4
- number of daylight zones: 2 or 3
- number of secondary zones: 1 or 2
- dimensions (HxW): 64.1 x Ø117.3 mm
- power supply voltage: 230 V AC \pm 10%, 50 Hz
- power consumption: 0.45 W
- wire input from the side: 3 x Ø 14 mm
- wire input from the top: 2 x Ø 14 mm
- relay contact: NO 10 A, 250 V AC, potential-free
 - incandescent lamps: 2,300 W
 - 230V-halogen lamps: 2,300 W
 - low voltage halogen lamps: 1,200 VA
- (non-compensated) fluorescent lamps: 1,200 VA
- LED lamps 230 V and economy lamps (CFLi): 350 W
- maximum switching capacity: 140 μ F
- maximum switching current: 165 A/20 ms or 800 A/200 μ s
- wire input: max. 2.5 mm²
- detection angle: 360°
- detection range: up to 32 m in diameter
- light sensitivity: 100 – 2,000 lux
- switch-off delay: 5 min - ∞
- protection degree: IP54
- mounting height: 4 - 8 m
- ambient temperature: -5 °C - +50 °C

COMPLETE UNIT

350-41761 Pieces: 1 Complete unit

ACCESSORIES



350-41936 Pieces: 1 Universal remote control for smartphone



350-41934 Pieces: 1 IR-remote control for users



350-41935 Pieces: 1 IR remote control for users



Detector with 3 zone DALI daylight control, 24 m, slave, for flush-mounting

This presence detector (DALI daylight control, slave) is suitable for flush mounting in ceilings and can only be used in combination with the master (350-41657, 350-41650 and 350-41680) to increase its detection range. The detector has a very flat design of only 5 mm, so that it can be mounted almost flush with the ceiling. The device follows the settings of the master. The sensitivity of the slave, though, is set accordingly as the master. A maximum of ten slaves can be connected per master.

- DALI addressable
- configuration: slave
- dimensions (HxWxD): 95 x Ø95 mm
- visible dimensions (HxWxD): 5 x Ø95 mm
- power supply voltage: via DALI bus
- power consumption: 0.1 W
- minimum drill diameter: 77 mm
- wire input: max. 2.5 mm²
- detection angle: 360°
- detection range: up to 12 m in diameter
- protection degree: IP20
- mounting height: 2.4 - 3 m
- ambient temperature: +5 - +40 °C

COMPLETE UNIT

350-41659 Pieces: 1 Complete unit

Detector 360° with 3 zone DALI daylight control and extra functionalities, 24 m, slave, for flush mounting

Presence detector ensuring that a constant level of light is created in the room while someone is present. The detector is directly connected to the DALI bus. Use exclusively in combination with a DALI addressable master with extra functionalities (e.g. 350-41750). The detector is shipped with a flush-mounting box with spring terminals.



- DALI addressable
- configuration: slave
- dimensions (HxW): 136.4 x Ø100 mm
- visible dimensions (HxW): 46.4 x Ø100 mm
- power supply voltage: via DALI bus
- power consumption: 5.5 mA
- minimum drill diameter: 88.5 mm
- wire input: max. 2.5 mm²
- detection angle: 360°
- detection range: up to 24 m in diameter
- protection degree: IP54
- mounting height: 2 - 3.4 m
- ambient temperature: -5° C + 50° C
- mounting box with spring terminals included

COMPLETE UNIT

350-41752 Pieces: 1 Complete unit

ACCESSORIES

350-41936 Pieces: 1 Universal remote control for smartphone



350-41934 Pieces: 1 IR-remote control for users

Detector 360° with 3 zone DALI daylight control and extra functionalities, 24 m, slave, for surface mounting

Presence detector ensuring that a constant level of light is created in the room while someone is present. The detector is directly connected to the DALI bus. Use exclusively in combination with a DALI addressable master with extra functionalities (e.g. 350-41751).



- DALI addressable
- configuration: slave
- dimensions (HxW): 64.1 x Ø117.3 mm
- power supply: via DALI bus
- power consumption: 5.5 mA
- wire input from the side: 3 x Ø 14 mm
- wire input from the top: 2 x Ø 14 mm
- detection angle: 360°
- detection range: max 24 m diameter
- protection degree: IP54
- mounting height: 2 - 3.4 m
- ambient temperature: -5° C + 50° C

COMPLETE UNIT

350-41753 Pieces: 1 Complete unit

ACCESSORIES

350-41936 Pieces: 1 Universal remote control for smartphone



350-41934 Pieces: 1 IR-remote control for users



Detector 360° with 3 zone DALI daylight control and extra functionalities, 24 m, slave, for flush mounting in high ceilings

Presence detector ensuring that a constant level of light is created in the room while someone is present. The detector is directly connected to the DALI bus. Use exclusively in combination with a DALI addressable master with extra functionalities. The detector is shipped with a flush-mounting box with spring terminals.

- DALI addressable
- configuration: slave
- power supply: via DALI bus
- dimensions (HxW): 136.4 x Ø100 mm
- visible dimensions (HxW): 46.4 x Ø100 mm
- power consumption: 5.5 mA
- minimum drill diameter: 88.5 mm
- wire input: max. 2.5 mm²
- detection angle: 360°
- detection range: up to 32 m in diameter
- protection degree: IP54
- mounting height: 4 - 8 m
- ambient temperature: -5° C +50° C
- mounting box with spring terminals included

COMPLETE UNIT

350-41762 Pieces: 1 Complete unit

ACCESSORIES



350-41936 Pieces: 1 Universal remote control for smartphone



350-41934 Pieces: 1 IR-remote control for users



Detector 360° with 3 zone DALI daylight control and extra functionalities, 24 m, slave, for surface mounting in high ceilings

Presence detector ensuring that a constant level of light is created in the room while someone is present. The detector is directly connected to the DALI bus. Use exclusively in combination with a DALI addressable master with extra functionalities.

- DALI addressable
- configuration: slave
- dimensions (HxW): 64.1 x Ø117.3 mm
- power supply: via DALI bus
- power consumption: 5.5 mA
- wire input from the side: 3 x Ø 14 mm
- wire input from the top: 2 x Ø 14 mm
- detection angle: 360°
- detection range: up to 32 m in diameter
- protection degree: IP54
- mounting height: 4 - 8 m
- ambient temperature: -5° C +50° C

COMPLETE UNIT

350-41763 Pieces: 1 Complete unit

ACCESSORIES



350-41936 Pieces: 1 Universal remote control for smartphone



350-41934 Pieces: 1 IR-remote control for users



Compact power supply for DALI bus systems

This compact power supply is used to supply power to the DALI bus and its connected control devices. The power supply can either be integrated in the luminaire itself, or placed on the suspended ceiling. The maximum load is 250 mA.

- power supply voltage: 85 to 265 V, frequency 50/60 Hz
- dimensions (HxWxL): 20 x 30 x 160 mm
- standby consumption: < 1 W
- output: DALI
- output voltage: 16 V ± 5 %
- max. load DALI output: 250 mA/4 W
- ambient temperature: 0 to +50 °C
- protection degree: IP20
- air humidity: 20 - 95% RH, non condensing

COMPLETE UNIT

350-70985 Pieces: 1 Compete unit

DALI link module

With this DALI link module, you can connect several DALI buses together, making it possible to control zones which are separated by folding doors, adjoining zones, or installations with more than the maximum number of 64 DALI units per bus. The module's design makes it easy to integrate into the installation, and it does not require a 230 V supply.



The module can be used with the Niko DALI addressable masters with additional functionalities.

- dimensions (HxWxD): 21 x 30 x 159 mm
- power supply: via the DALI bus
- power consumption of input 1/2: 14/4 mA
- ambient temperature: 5 – +40 °C
- air humidity: 20 - 95% RH, non condensing

COMPLETE UNIT

350-70021 Pieces: 1 DALI link module

DALI push-button interface

Push-button interface for control of DALI buses. Push-button interface transforms the switch impulse of external push buttons (e.g. 4-fold push button) into a DALI command. You can easily mount the compact interface in the flush-mounting box behind a potential-free push button.



You can connect 4 push buttons to this interface. Depending on the programming, you can switch a selected light group on or off

with every push button (with a brief press) or dim it (by holding down), or select a light scene (pressing briefly). Suitable for all DALI addressable Niko detectors (350-41650, 350-41680, 350-41750, 350-41751, 350-41760, 350-41761, 350-41780 and 350-41781).


- power supply voltage: via the DALI bus
- dimensions (HxWxD): 35 x 30 x 12 mm
- power consumption: 6 mA
- ambient temperature: +5 °C - +40 °C

COMPLETE UNIT

350-70020 Pieces: 1 DALI push-button interface for control of DALI buses

DALI rotary dimmer

This DALI potentiometer or DALI slave dimmer is used to control DALI controlled light luminaires. The dimmer can be set to control 15 DALI groups or zones separately or set in broadcast mode, to control all DALI controlled devices simultaneously. This dimmer is not equipped with a built-in power supply for the DALI bus (you can use the external Niko power supply 350-70985). The rotary dimmer can also be used in combination with the Niko DALI addressable detectors to manually dim the light. It is possible to manually change the dimming speed (the so-called fade rate) - without the use of a PC.



NEW

- for use in DALI systems
- power supply voltage: that of the DALI bus (not built-in)
- complies with the EN 60669-2-1
- groups/zones: 15 separately or all at once
- dimming speed: adjustable
- connection terminals: 2 x 2.5 mm²
- ambient temperature: +5 °C +50 °C
- power consumption: 6 mA

BASE



310-02100 Pieces: 6 With screw terminals and claw fixing



310-02101 Pieces: 6 With screw terminals, for screw fixing

FINISHING SET



	100-31003	Pieces: 10		101-31003	Pieces: 10		102-31003	Pieces: 10
	104-31003	Pieces: 10		121-31003	Pieces: 10		122-31003	Pieces: 10
	123-31003	Pieces: 10		124-31003	Pieces: 10		154-31003	Pieces: 10
	157-31003	Pieces: 10		161-31003	Pieces: 10		200-31003	Pieces: 10
	220-31003	Pieces: 10		221-31003	Pieces: 10			



Power supply for daylight control module, 24 Vdc/1 A

Power supply for the daylight control module (360-45010 and 360-45011). As stand-alone power supply suitable for presence detectors with NPN output (e.g. 350-20111). Provided with three relay contacts that switch the load. Built-in overvoltage protection.

- power supply voltage: 230 V AC \pm 10%, 50 Hz
- dimensions (4 DIN rail modules): 90 x 70 x 55 mm (HxWxD)
- secondary voltage: 24 V DC \pm 10%, max. 1 A
- relay contact 1, 2 and 3: NO (max. 10 A) potential free
 - incandescent lamps: 2,300 W
 - 230 V halogen lamps: 2,300 W
 - all low-voltage halogen lamps: 1,200 VA
- fluorescent lamps (non-compensated): 1,200 VA
- maximum switching capacity: 140 μ F
- maximum switching current: 165 A/20 ms or 800 A/200 μ s
- 3 NPN transistor inputs
- protection degree: IP20
- ambient temperature: -10 - +50 °C

COMPLETE UNIT

360-47000 Pieces: 1 Modular power supply 24 V DC, 1 A



Daylight control module with combination of light, movement and time

Energy-saving thanks to an optimum use of lighting. Modular lighting control to be used in combination with a photo cell and motion detector(s). Automatically switching on depending on the measured daylight level and motion detection. Automatically switching off in case of sufficient daylight or after a switch-off delay. Optional control via an NO push button. Suitable for indoor and outdoor applications.

- power supply voltage: 230 V AC \pm 10%, 50 Hz
- dimensions (2 DIN rail modules) (HxWxD): 90 x 35 x 55 mm
- relay contact: NO (max. 10 A)
 - incandescent lamps: 2,300 W
 - 230 V halogen lamps: 2,300 W
 - all low-voltage halogen lamps: 1,200 VA
 - fluorescent lamps (non-compensated): 1,200 VA
 - maximum switching capacity: 140 μ F
- maximum switching current: 165 A/20 ms or 800 A/200 μ s
- secondary voltage: 24 V DC \pm 10%, max 40 mA, no short circuit protection
- light sensitivity: 3 - 300 lux, 30 - 3 Klux, 300 - 30 Klux
- hysteresis on light sensitivity: + 10%
- switch-off delay: 0 - 60 min
- protection degree: IP20
- ambient temperature: 5 - 50 °C

COMPLETE UNIT

360-35010 Pieces: 1 Lighting control module



Daylight control module, on/off

Energy-saving thanks to an optimum use of lighting. Modular daylight control for zone-based switching of indoor lighting. To be used in combination with a photo cell, motion detector(s) and the power supply (360-47000) for switching loads. Automatically switching on depending on the measured daylight level and motion detection. Automatically switching off in case of sufficient daylight or after a switch-off delay. Optional control via a time switch, an NO push button or a four-fold push button with indication LEDs. Provided with four pre-programmed applications.

- power supply voltage: 24 V DC \pm 10%, SELV
- zones: 1, 2 or 3
- light sensitivity: 3 - 300 lux, 30 - 3 Klux, 300 - 30 Klux or 600 - 60 Klux
- hysteresis on light sensitivity: 10 - 80%
- switch-off delay: 0 - 60 min
- protection degree: IP20
- dimensions (4 DIN rail modules): 90 x 70 x 55 mm (HxWxD)
- ambient temperature: 5 - +50 °C

COMPLETE UNIT

360-45010 Pieces: 1 Daylight control module

Daylight control module, dimmable

Energy-saving thanks to an optimum use of lighting. Modular daylight control for zone-based dimming of indoor lighting. Provided with three 1-10 V outputs for controlling dimmable, electronic control gear (ECG) for fluorescent and compact fluorescent lighting. To be used in combination with a photo cell, motion detector(s) and the power supply (360-47000) for switching loads. Automatic lighting control depending on the measured daylight level and motion detection. Automatic switch-off in case of sufficient daylight or after a switch-off delay. Optional control via a time switch, an NO push button or a four-fold push button with indication LEDs. Provided with five pre-programmed applications.



- power supply voltage: 24 V DC \pm 10%, SELV
- zones: 1, 2 or 3
- dimensions (4 DIN rail modules): 90 x 70 x 55 mm (HxWxD)
- output 1, 2 and 3: 1 - 10 V – maximum dimming capacity: 50 mA
- light sensitivity: 3 - 300 lux, 30 - 3 Klux, 300 - 30 Klux or 600 - 60 Klux
- switch-off delay: 0 - 60 min
- protection degree: IP20
- ambient temperature: 5 - +50 °C

COMPLETE UNIT

360-45011 Pieces: 1 Daylight control module

Daylight control module, dimmable, luxstat control DALI

Energy-saving thanks to an optimum use of lighting. Modular daylight control for zone-based dimming of indoor lighting. DALI output for three daylight zones. To be used in combination with a photo cell, motion detector(s) and the power supply (360-47000) for switching loads. Automatic lighting control depending on the measured daylight level and motion detection. Automatically switching off in case of sufficient daylight or after a switch-off delay. Optional control via a time switch, an NO push button or a four-fold push button with indication LEDs. Provided with five pre-programmed applications.



- power supply voltage: 24 V DC \pm 10%, SELV
- output 1, 2 and 3: DALI
- zones: 1, 2 or 3
- light sensitivity: 3 - 300 lux, 30 - 3 Klux, 300 - 30 Klux or 600 - 60 Klux
- protection degree: IP20
- dimensions (4 DIN rail modules): 90 x 70 x 55 mm (HxWxD)
- ambient temperature: 5 - +50 °C

COMPLETE UNIT

360-45012 Pieces: 1 Daylight control module

Daylight control module with twilight switch

Daylight control module with twilight switch is durable and functional. It is a complete set containing the daylight control module and twilight switch. The daylight control module is suitable for car parks, outdoor areas, footpaths... The lighting is switched on automatically once the light level is below the preset level (factory setting: 35 lux). In the morning the lighting switches off automatically once the set lux level is exceeded by 10 %. The lux level is easy to set using the potentiometer on the daylight control module. There is a double cable connecting the daylight control module and the twilight switch.



- power supply voltage: 230 V AC \pm 10%, 50 Hz
- relay contact: NO, μ 16 A
 - maximum load incandescent lamps: 3,000 W
 - maximum load 230 V halogen lamps: 3,000 W
 - maximum load for non-compensated fluorescent lamps: 1,200 VA
 - maximum load for economy lamps (CFLi): 58 x 18 W
- maximum switching capacity: 140 μ F
- maximum switching current: 165 A/20 ms or 800 A/200 μ s
- light sensitivity: 3 - 300 lux
- switch-off delay: \pm 1 min
- protection degree: IP20
- ambient temperature: -5 °C - +50 °C

COMPLETE UNIT

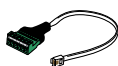
360-36194 Pieces: 1 Complete unit

Cord for connection to daylight control module

Bus cable adapter suitable for the connection between the daylight control module (360-45010 and 360-45011) and a bus system.



COMPLETE UNIT



390-40010 Pieces: 10 Complete unit



RJ12 cord for connection to daylight control module

RJ12 cord suitable for the connection of the daylight control module (360-45010 and 360-45011) to the power supply (360-47000).

COMPLETE UNIT



390-40011

Pieces: 10

Complete unit



Motion detector 360°, 24 V, with potential-free contact, for surface mounting

The motion detector has a limited diameter (80 mm) and thickness (3 cm) and an adjustable sensitivity (4 levels). For use in small offices, storage areas, corridors, conference rooms, ... The detector is suitable for the control of HVAC, ventilation, building management systems, Niko Home Control .. To be used in combination with the digital potential-free sensor module (550-00210). It is possible to set both the switch-off delay of the potential-free relay and the sensitivity of the detector on the device using the DIP switches.

- power supply voltage: 24 V AC/V DC \pm 10 %
- relay contact: reed relay, NO. (max 48 V / 0.2 A), potential-free
- minimum power consumption: 4 mA (when idle at 24 V DC)
- maximum power consumption: 20 mA (at 24 V AC)
- detection angle: 360°
- detection range: 12 m maximum diameter
- switch-off delay: 30 sec – 60 min
- protection degree: IP20
- mounting height: 2.5 - 4 m
- ambient temperature: -5 °C - +50 °C
- mounting: surface mounting

COMPLETE UNIT

350-41549 Pieces: 1 Complete unit



Motion detector, 90°, 24 V DC, 0.5 - 15 m, light sensor

Motion detector with built-in light sensor. Suitable for motion detection at an angle of 90° and over a distance of 0.5 to 15 m. To be used in combination with a daylight control module (360-35010) for lighting control. The use of the IP54 protection cap (390-20010) is obligatory for outdoor use. This protection cap needs to be ordered separately.

- power supply voltage: 24 V DC \pm 10 %
- dimensions (HxWxD): 67 x 52 x 34 mm
- power consumption: < 5 mA
- output: on/off (NPN transistor)
- wire input: 2 x 2 x 0.6 mm
- detection angle: 90°
- detection range: up to 15 m at a height of 2.5 m
- protection degree: IP20
- mounting height: max. 3 m
- ambient temperature: -20 - +50 °C
- mounting: surface-mounting
- mounting bracket included

COMPLETE UNIT

350-30010 Pieces: 1 Complete unit

ACCESSORIES



390-20010 Pieces: 10 IP54 protection cap



390-20000 Pieces: 1 Vandalproof protection cap, wall mounting



Motion detector 90°, 24 V DC, 9 m, for narrow detection areas

Motion detector suitable for motion detection in warehouses. To be used in combination with a daylight control module (360-35010, 360-45010, 360-45011 or 360-45012) for lighting control. At a maximum mounting height of 8 m, the detection area covers a surface of 16 x 1 m (LxW). For outdoor applications, use the IP54 protection cap (390-20010). This protection cap needs to be ordered separately.

- power supply voltage: 24 V DC \pm 10%
- dimensions (HxWxD): 67 x 52 x 34 mm
- power consumption: < 5 mA
- output: on/off (NPN transistor)
- detection angle: 90°
- detection range: 16 x 1 m (LxW)
- protection degree: IP20
- mounting height: max. 8 m
- ambient temperature: -20 - 50 °C
- mounting: surface-mounting

COMPLETE UNIT

350-20011 Pieces: 1 Complete unit

ACCESSORIES



390-20010 Pieces: 10 IP54 protection cap



390-20000 Pieces: 1 Vandalproof protection cap, wall mounting

Motion detector 90°, 24 V AC/DC, 0.5 - 15 m, with potential-free contact

90° motion detector, 24 V, with a potential-free contact for mounting on walls and ceilings. The detector is durable, functional and compact. The motion detector has a built-in walking test and adjustable sensitivity (5 levels) and can be combined with Niko Home Control. To be used in combination with the digital potential-free sensor module (550-00210). For use in small offices, storage areas, corridors, conference rooms ... The motion detector is suitable for the control of HVAC, ventilation, building management systems, Niko Home Control ... The switch-off delay of the potential-free relay and the sensitivity of the detector can be set on the device. Also suitable for outdoor applications. In this case a protective cover (to be ordered separately) is used to make the motion detector splashproof (protection degree IP54).



- power supply voltage: 24 V AC/DC \pm 10 %
- dimensions (HxWxD): 67 x 52 x 34 mm
- relay contact: reed relay, NO. (max. 48 V / 0.2 A), potential-free
- minimum power consumption: 4 mA (when idle)
- maximum power consumption: 18 mA
- detection angle: 90°
- protection degree: IP20
- mounting height: 2 - 3 m
- detection range: up to 15 m
- switch-off delay: 2 sec, 30 sec or 30 min
- ambient temperature: -20 °C - +50 °C
- mounting: surface-mounting

COMPLETE UNIT

350-41279 Pieces: 1 Complete unit

ACCESSORIES

390-20010 Pieces: 10 IP54 protection cap



390-20000 Pieces: 1 Vandalproof protection cap, wall mounting

Photo cell, IP54, adjustable light sensitivity

Photo cell for outdoor applications (IP54). To be used in combination with a daylight control module (360-35010). The photo cell has a variable light sensitivity between 3 and 300 lux, 30 and 3 Klux, 300 and 30 Klux or 600 and 60 Klux.



- power supply voltage: 24 V DC \pm 10%
- light sensitivity: 3 - 300 lux, 30 - 3 Klux, 300 - 30 Klux or 600 - 60 Klux
- output 0 - 10 V
- protection degree: IP54
- ambient temperature: -40 - 50 °C
- mounting: surface-mounting

COMPLETE UNIT

350-10012 Pieces: 10 Complete unit

Twilight switch, 24 V, one channel (4 A)

Twilight switch for outdoor wall mounting (IP54), suitable for switching outdoor lighting. Light sensitivity adjustable from 2 to 200 lux. Large sensor surface for accurate light measuring. In conformity with the European directive for EMC and safety EN60669-2-1.



- dimensions: 103 x 73 x 47 mm (HxWxD)
- power supply voltage: 24 V AC/V DC \pm 10%
- relay contact: NO (max. 4 A)
- incandescent lamps: 40 W
- hysteresis on light sensitivity: + 50%
- switch-off delay: \pm 1 min.
- light sensitivity: 2 - 200 lux
- protection degree: IP54
- ambient temperature: -50 - +50 °C

COMPLETE UNIT

350-10032 Pieces: 5 Complete unit



Detector 360° with 3 zone daylight control, KNX, 24 m, master, for flush-mounting

Presence detector 360° with daylight control, KNX, for flush mounting in ceilings. This presence detector can be easily mounted with sufficient cabling space and easily accessible terminals. With the (optional) IR remote control you can modify the local settings of the lux level, the lighting scenes, the switch-off delay, the orientation lighting, the sensitivity, the choice between automatic or manual calibration, the programming of the lighting scenes, the switch-off delay, the orientation lighting, the sensitivity ... When a push button is used, you can manually switch on and off all lights (or only 1 zone), dim, activate lighting scenes, ...

- master/slave combination possible
- dimensions (HxW): 100 x 73.4 mm
- power supply voltage: 30 V DC (KNX bus)
- power consumption: 10 mA
- minimum drill diameter: 88.5 mm
- detection angle: 360°
- detection range: up to 24 m in diameter at a height of 3 m
- light sensitivity: 10 – 20,000 lux
- hysteresis on light sensitivity: 0 - 100 %
- switch-off delay: 1 s – 255 h
- protection degree: IP54
- mounting height: 2 – 3.4 m
- ambient temperature: -5 °C - +50 °C
- 3 programming methods: basic, optimisation or advanced
- up to 3 daylight-controlled channels
- 1 channel for on/off

COMPLETE UNIT

350-41730 Pieces: 1 Complete unit

ACCESSORIES



350-41930 Pieces: 1 IR remote control for the installer



Detector 360° with 3 zone daylight control, KNX, 24 m, master, for surface-mounting

Presence detector with daylight control, 360°, KNX, for surface mounting on ceilings. It can be easily mounted with sufficient cabling space and easily accessible terminals. Adjustable as Stand-alone, master or slave. To increase the detection range, a detector set as a master can be combined with one or more detectors set as slaves. The presence detector has a large detection range of 24 m from a height of 3 m. You can quickly and easily set the parameters and functions of the detector using the ETS software. You can choose from different configuration methods with a decreasing degree of pre-programming: Basic, Optimisation or Advanced. For use in offices, conference rooms, corridors, hospitals ... The detector has 4 individual zones, of which 1 to 3 daylight controlled and 1 extra zone for separate on/off control. Suitable for KNX bus system and can be combined with other KNX components. With the (optional) IR remote control you can modify the local settings of the lux level, the lighting scenes, the switch-off delay, the orientation lighting, the sensitivity, the choice between automatic or manual calibration, the programming of the lighting scenes, the switch-off delay, the orientation lighting, the sensitivity ... When a push button is used, you can manually switch on and off all lights (or only 1 zone), dim, activate lighting scenes, ...

- configuration: master/slave
- dimensions (HxW): 64.1 x Ø 117.3 mm
- power supply voltage: 30 V DC (KNX bus)
- power consumption: 10 mA
- total number of zones: 4
- number of daylight zones: 1 – 3
- extra zone for on/off: 1
- detection angle: 360°
- detection range: up to 24 m in diameter at a height of 3 m
- light sensitivity: 10 – 20,000 lux
- hysteresis on light sensitivity: 0 - 100 %
- switch-off delay: 1 s – 255 u
- protection degree: IP54
- mounting height: 2 – 3.4 m
- ambient temperature: -5 °C - +50 °C

COMPLETE UNIT

350-41731 Pieces: 1 Complete unit

ACCESSORIES



350-41930 Pieces: 1 IR remote control for the installer

Detector 360° with 3 zone daylight control, KNX, 24 m, master, for flush-mounting in high ceilings

Motion detector with daylight control, 360°, KNX, for flush-mounting in high ceilings. It can be easily mounted with sufficient cabling space and easily accessible terminals. To increase the detection range, a detector set as a master can be combined with one or more detectors set as slaves. Has a large detection range of 16 to 32 m. You can quickly and easily set the parameters and functions using the ETS software. You can choose from different configuration methods with a decreasing degree of pre-programming: Basic, Optimisation or Advanced. For use in conference rooms, corridors, lobbies etc. with a floor-to-ceiling height over 4 m. The detector has 4 individual zones, of which 1 to 3 daylight controlled and 1 extra zone for separate on/off control. Suitable for KNX bus system and can be combined with other KNX components. With the (optional) IR remote control you can modify the local settings of the lux level, the lighting scenes, the switch-off delay, the orientation lighting, the sensitivity, the choice between automatic or manual calibration, the programming of the lighting scenes, the switch-off delay, the orientation lighting, the sensitivity ... When a push button is used, you can manually switch on and off all lights (or only 1 zone), dim, activate lighting scenes, ...



- total number of zones: 4
- number of daylight zones: 1 – 3
- extra zone for on/off: 1
- configuration: master/slave
- dimensions (HxW): 73.4 x Ø 100 mm
- visible dimensions (HxW): 46.4 x Ø 100 mm
- power supply voltage: 30 V DC (KNX bus)
- power consumption: 10 mA
- detection angle: 360°
- detection range: up to 32 m in diameter from a height of 8 m
- light sensitivity: 10 – 20,000 lux
- hysteresis on light sensitivity: 0 - 100 %
- switch-off delay: 1 s – 255 h
- mounting height: 4 – 8 m
- ambient temperature: -5 °C - +50 °C
- mounting: flush-mounting

COMPLETE UNIT

350-41734 Pieces: 1 Complete unit

ACCESSORIES

350-41930 Pieces: 1 IR remote control for the installer

Detector 360° with 3 zone daylight control, KNX, 32 m, master, for surface-mounting on high ceilings

Motion detector with daylight control, 360°, KNX, for surface-mounting on high ceilings. It can be easily mounted with sufficient cabling space and easily accessible terminals. Adjustable as Stand-alone, master or slave. To increase the detection range, a detector set as a master can be combined with one or more detectors set as slaves. Has a large detection range of 16 to 32 m. You can quickly and easily set the parameters and functions using the ETS software. You can choose from different configuration methods with a decreasing degree of pre-programming: Basic, Optimisation or Advanced. 41-735 is suitable for conference rooms, hallways, lobbies ... with a floor-to-ceiling height over 4 m. The detector has 4 individual zones, of which 1 to 3 daylight controlled and 1 extra zone for separate on/off control. Suitable for KNX bus system and can be combined with other KNX components. With the (optional) IR remote control you can modify the local settings of the lux level, the lighting scenes, the switch-off delay, the orientation lighting, the sensitivity, the choice between automatic or manual calibration, the programming of the lighting scenes, the switch-off delay, the orientation lighting, the sensitivity ... When a push button is used, you can manually switch on and off all lights (or only 1 zone), dim, activate lighting scenes, ...




- total number of zones: 4
- number of daylight zones: 1 – 3
- extra zone for on/off: 1
- configuration: master/slave
- dimensions (HxW): 64.1 x Ø 117.3 mm
- power supply voltage: 30 V DC (KNX bus)
- power consumption: 10 mA
- detection angle: 360°
- detection range: up to 32 m in diameter at a height of 8 m
- light sensitivity: 10 – 20,000 lux
- hysteresis on light sensitivity: 0 - 100 %
- switch-off delay: 1 s – 255 h
- protection degree: IP54
- mounting height: 4 – 8 m
- ambient temperature: -5 °C - +50 °C

COMPLETE UNIT

350-41735 Pieces: 1 Complete unit

ACCESSORIES

350-41930 Pieces: 1 IR remote control for the installer



Motion detector 180° with switching contact (10 A, 230 V), 8 m















This motion detector is used for LED, economy lamps, 230 V halogen lamps, low voltage halogen lamps and fluorescent lamps. For indoor use only.

Replaces 1XX-78400 (sensor) and 420-0010X (actuator).

- switch-off delay: $\pm 1 - 30$ min
- light sensitivity: $\pm 10 - 1000$ lux
- mounting height: $0.8 - 1.2$ m
- relay contact : NO. (max 10 A), potential-free
 - incandescent lamps: 2,300 W
 - 230 V halogen lamps: 2,300 W
 - low-voltage halogen lamps: 500 VA
 - (non-compensated) fluorescent lamps: 1,200 VA
- LED lamps 230 V and economy lamps (CFLi): 350 W
- detection angle: horizontal 180°, vertical 60°
- detection range: 8 - 9 m
- connection terminals: $2 \times 1.5 \text{ mm}^2$ or $1 \times 2.5 \text{ mm}^2$
- connection possibility for an external push button or switch
- may be used as master or as slave in case of several detection points per lighting circuit











COMPLETE UNIT FOR CLAW FIXING




	100-78010	Pieces: 6		101-78010	Pieces: 6		102-78010	Pieces: 6
	104-78010	Pieces: 6		121-78010	Pieces: 6		122-78010	Pieces: 6
	123-78010	Pieces: 6		124-78010	Pieces: 6		154-78010	Pieces: 6
	157-78010	Pieces: 6		161-78010	Pieces: 6		200-78010	Pieces: 6
	220-78010	Pieces: 6		221-78010	Pieces: 6			

COMPLETE UNIT FOR SCREW FIXING



	100-78011	Pieces: 6		121-78011	Pieces: 6		122-78011	Pieces: 6
	123-78011	Pieces: 6		124-78011	Pieces: 6		154-78011	Pieces: 6
	157-78011	Pieces: 6		161-78011	Pieces: 6		200-78011	Pieces: 6
	221-78011	Pieces: 6						



Motion detector 180° with potential-free contact (4 A, 230 V), 8 m















Due to its potential-free contact, this motion detector can be used in several systems. For indoor use only.

Replaces 1XX-78400 (sensor) and 420-0020X (actuator).

- switch-off delay: $\pm 5 \text{ s} - 30$ min
- light sensitivity: $\pm 2 - 1,000$ lux
- mounting height: $0.8 - 1.2$ m
- relay contact : NO. (max 4 A) potential-free
 - incandescent lamps: 920 W
 - 230 V halogen lamps: 920 W
- (non-compensated) fluorescent lamps: 575 VA
- motors: 920 VA
- detection angle: horizontal 180°, vertical 60°
- detection range: 8 m (horizontal)
- connection possibility for an external push button















COMPLETE UNIT FOR CLAW FIXING



	100-78020	Pieces: 6		101-78020	Pieces: 6		102-78020	Pieces: 6
	104-78020	Pieces: 6		121-78020	Pieces: 6		122-78020	Pieces: 6
	123-78020	Pieces: 6		124-78020	Pieces: 6		154-78020	Pieces: 6
	157-78020	Pieces: 6		161-78020	Pieces: 6		200-78020	Pieces: 6
	220-78020	Pieces: 6		221-78020	Pieces: 6			

COMPLETE UNIT FOR SCREW FIXING



	100-78021	Pieces: 6		101-78021	Pieces: 6		102-78021	Pieces: 6
	104-78021	Pieces: 6		121-78021	Pieces: 6		122-78021	Pieces: 6
	123-78021	Pieces: 6		124-78021	Pieces: 6		154-78021	Pieces: 6
	157-78021	Pieces: 6		161-78021	Pieces: 6		200-78021	Pieces: 6
	220-78021	Pieces: 6		221-78021	Pieces: 6			

Motion detector 180°, two-wire (40 - 400 W, 230 V), 8 m















This motion detector is used for switching incandescent lamps and 230 V halogen lamps only. For indoor use only.



Replaces 1XX-78400 (sensor) and 420-0040X (actuator).

- switch-off delay: ± 5 s - 30 min
- light sensitivity: ± 2 - 1000 lux
- mounting height: 0.8 - 1.2 m
- contact : 1.7 A triac
 - incandescent lamps: 400 W
 - 230V-halogen lamps: 400 W
- detection angle: horizontal 180°, vertical 60°
- detection range: 8 m (horizontal)
- connection possibility for an external push button or switch

COMPLETE UNIT FOR CLAW FIXING

	100-78040	Pieces: 6		101-78040	Pieces: 6		102-78040	Pieces: 6
	104-78040	Pieces: 6		121-78040	Pieces: 6		122-78040	Pieces: 6
	123-78040	Pieces: 6		124-78040	Pieces: 6		154-78040	Pieces: 6
	157-78040	Pieces: 6		161-78040	Pieces: 6		200-78040	Pieces: 6
	220-78040	Pieces: 6		221-78040	Pieces: 6			

COMPLETE UNIT FOR SCREW FIXING

	100-78041	Pieces: 6		101-78041	Pieces: 6		102-78041	Pieces: 6
	104-78041	Pieces: 6		121-78041	Pieces: 6		122-78041	Pieces: 6
	123-78041	Pieces: 6		124-78041	Pieces: 6		154-78041	Pieces: 6
	157-78041	Pieces: 6		161-78041	Pieces: 6		200-78041	Pieces: 6
	220-78041	Pieces: 6		221-78041	Pieces: 6			