

# Motion detector M34HC, KNX®, 5 channels, 15-20 m, for high ceilings, for flush-mounting box, white

350-34004

4 year warranty

This motion detector for high ceiling with 5 channels is suitable for KNX® systems. It can be installed in a flush-mounting box. Spring clips for flush-mounting and a surface-mounting box can be ordered separately. In conformity with the European directive for EMC and safety EN 60669-2-1.

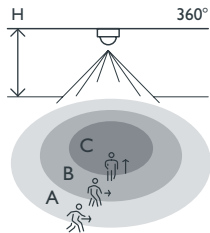
Finishing colour: white

Compatible secondary detectors: 350-34004

- Installation height up to 10 m
- Plug-in terminals for fast installation
- Easy configuration (well-structured ETS file)
- 5 channels
- Various applications: presence, lux, constant light switch, HVAC, alarm
- IP20
- For flush-mounting box, flush or surface mounting via accessories




## Detection range





H	A Walking	B Across	C Towards
4 m	ø 15 m	ø 16 m	ø 8 m
7 m	ø 20 m	ø 18 m	ø 10 m
10 m	ø 20 m	ø 20 m	ø 12 m


Measured according to EN/IEC63180





  
KNX®

  
master/  
secondary

  
360°

  
ø 20 m from  
a height of  
10 m

  
4 – 10 m

  
flush-  
mounting  
box

**niko**

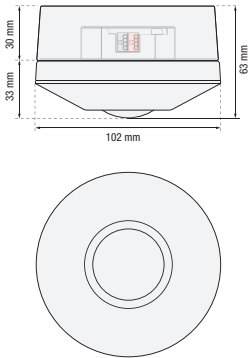
Technical data

Article number	350-34004
Compatible secondary detectors	350-34004
Input voltage	30 Vdc via KNX®-bus
Detector output	KNX®
Maximum power consumption	0.3 W
Maximum current consumption	10 mA
Light intensity range	10 lux – 2000 lux
Number of channels	5 channels: channel 1-3 for adjustable control, channel 4 for HVAC and channel 5 for light measurement
Switch-off delay	1 s – 18 h 12 min 15 s
Detection angle	360°
Detection range (PIR)	ø 20 m from a height of 10 m
Ambient temperature	-20 – +50 °C
Mounting method	flush-mounting box
Mounting height	4 – 10 m
Drill diameter	56 mm
Minimum flush-mounting depth	18 mm
Colour	white (approximately RAL 9010)
Dimensions visible (HxWxD)	102 x 102 x 33 mm
Dimensions (HxWxD)	102 x 102 x 51 mm
Protection degree	IP20
Impact resistance	IK02
Modification of settings	ETS software
Marking	CE

Accessories

390-34104	Surface-mounting box for M34HC, white
390-34114	Surface-mounting box for M34HC, black
390-34203	Flush-mounting box with spring clips for M34LR/M34HC, black

Dimensions



## Wiring diagram

