

Motion detector, 230 V, 11 m, 200°, IP44, for surface mounting, black

351-03165

4 year warranty

This 1-channel outdoor motion detector is suitable for use in a driveway or garden. The detection range is 11 metres. The detection area can be divided using an adjustable cover mask. The motion sensor can be precisely aimed. The device has a built-in light sensor and switches the lighting on automatically or manually with an N.G. push button (to be ordered separately). After the pre-set time delay, the light is switched off automatically.
Finishing colour: black

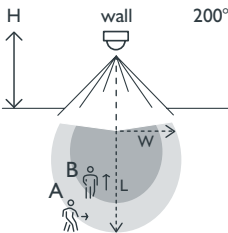
- Detection head adjustable horizontally and vertically
- Separate setting for the lux and the switch-off delay
- Manual setting

Motion detector for use in driveways, carports, gardens, etc.


- The lighting remains on while there is motion.
- You can reduce the detection zone using the cover mask provided.




Detection range





H ↓	A Across		B Towards	
	W	L	W	L
2 m	5 m	10 m	2.5 m	5 m
3 m	5.5 m	11 m	2.75 m	5.5 m
4 m	6 m	12 m	3 m	6 m



230 V


stand-alone


200°


11 m from
a height of
3 m


2 – 4 m

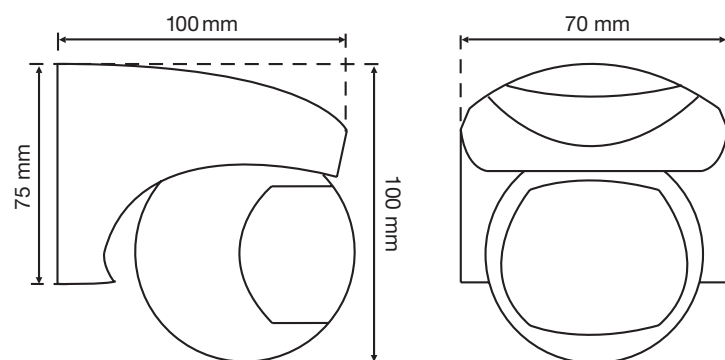

surface
mounting

niko

Technical data

Article number	351-03165
Input voltage	230 Vac \pm 10 %, 50 Hz
Detector output	230 V (ON/OFF)
Maximum MCB rating	10 A (limited by national installation rules)
Relay contact	N.O. (max. 5 A)
Maximum load incandescent and halogen lamps ($\cos\phi = 1$)	1000 W
Maximum load fluorescent lamps ($\cos\phi \geq 0.5$)	500 VA
Maximum load economy lamps (CFLi)	100 W
Maximum load LED lamps 230 V	100 W
Light intensity range	5 lux – 1000 lux
Number of channels	1 channel
Switch-off delay	pulse, 1 s – 15 min
Detection angle	200°
Detection range (PIR)	11 m from a height of 3 m
Ambient temperature	-20 – +55 °C
Mounting method	surface mounting
Mounting height	2 – 4 m
Dimensions (HxWxD)	100 x 70 x 100 mm
Protection degree	IP44
Marking	CE

Dimensions



Wiring diagram

