





Niko connected switch and wireless control


NEW

Starter kit with gateway for UTP connection and smart switch with feedback LED

This starter kit contains a gateway and a single smart switch in the Niko Intense White colour (for claw fixing).

Thanks to this gateway, it is possible to control all the wireless switches in an installation with an app for smartphone, tablet, smartwatch, or via a web page. In this way, the customer can securely control the installation via a mobile network such as 4G, 3G, GPRS or a WiFi hotspot.

The starter kit can be extended, according to your needs, with other Niko wireless switches and receivers that function according to the Easywave protocol. Thanks to these receivers, it is possible to switch lights on/off and dim lights, control shutters and sun blinds, or switch on devices connected with a socket outlet. The switches, receivers and gateway can be up to 30 m away from each other.

Installation in just 4 steps:

1. Programme the wireless switches on the receiver in dual-button mode (Mode 1)
2. Connect the gateway to the home network's router
3. Create an account at myconnectedswitch.niko.eu and follow the wizard to adopt the buttons
4. Download the Niko connected switch app in the App Store or Google Play and link it to the new account

Gateway:

- installation: can be positioned horizontally, or mounted vertically on the wall
- fitted with a LED indicating the correct functioning of the device
- dimensions (HxWxD): 125 x 125 x 32 mm
- maximum consumption: 1.5 W
- input voltage: 5 V via power adapter
- RJ45 port, 100 Mbit WAN port
- Ethernet cable supplied
- ambient temperature: 0 - 35 °C
- protection degree: IP20

Smart switch:

- base for flush-mounting: flush-mounting depth 29.5 mm

- communication protocol: Easywave 868.3 MHz
- weight: 100 g
- dimensions (HxWxD): 70 x 70 x 42 mm
- input voltage: 230 V 50 Hz (N, L)
- standby consumption: 0.38 W
- ambient temperature: 0 - 40 °C
- protection degree: IP20
- marking: CE marked
- maximum load incandescent lamps: 2,300 W
- maximum load 230 V LED lamps and economy lamps (CFLi): 100 W
- maximum load fluorescent lamps: 600 W
- maximum load low voltage halogen lamps: 600 VA

COMPLETE DEVICE

410-20000 Pieces: 1 Gateway + smart switch with screw terminals and claw fixing

Gateway with UTP connection for wireless products

The gateway is the link between your wireless components. It enables you to communicate via internet using the mobile application or via the web portal. This makes it possible to remotely control your Easywave devices. This gateway makes a secure connection with the internet via a UTP connection in the home network.

- installation: can be positioned horizontally, or mounted vertically on the wall
- Fitted with a green LED indicating the correct functioning of the device
- dimensions: 125 x 125 x 32 mm (HxWxD)
- maximum consumption: 2.5 W
- input voltage: 5 V via power adapter
- RJ45 port, 100 Mbit WAN port
- Ethernet cable supplied
- Ambient temperature: 0 - 45 °C
- Protection degree: IP20



NEW

COMPLETE DEVICE

410-01001 Pieces: 1 Compete unit

Gateway with WiFi connection for wireless products

The gateway is the link between your wireless components. It enables you to communicate via internet using the mobile application or via the web portal. This makes it possible to remotely control your Easywave devices. This gateway makes a secure connection with the internet via the WiFi home network.


- installation: can be positioned horizontally, or mounted vertically on the wall
- Fitted with a green LED indicating the correct functioning of the device
- dimensions: 111 x 111 x 111 (HxWxD)
- maximum consumption: 2.5 W
- input voltage: 5 V via power adapter
- WiFi protocol 2.4Ghz
- Ambient temperature: 0 - 45 °C
- Protection degree: IP20



NEW

COMPLETE DEVICE

410-01002 Pieces: 1 Compete unit



NEW

Smart single switch with push button and RF extensions, 10 A

The smart switch has a switching contact to switch lighting on and off. It has a transmitter and receiver operating according to the Easywave protocol. If desired, extra controls can be added. These could be both classic wired push buttons and wireless controls according to the Easywave protocol. By doing so, it can effortlessly replace any traditional single, multiway, or intermediate switching. This makes the smart switch especially suitable for renovation projects or listed building interiors in which drilling or channelling work should be avoided. Please note, the only condition for the use of the smart switch is the presence of the neutral conductor in the flush-mounting box where the smart switch will be placed.

Besides being able to switch its own contact, the smart switch is also able to switch other receivers operating according to the Easywave protocol. This function can also be incorporated in a mood setting/preset. In doing so, you can switch all lighting included in the mood setting/preset with one push of the button. It is fitted with a feedback LED of which the behaviour can be adapted to the needs of the user. In combination with the Niko connected switch gateway, this switch can also be controlled using your smartphone, smartwatch or via the web portal.

- base for flush-mounting: flush-mounting depth 29.5 mm
- communication protocol: Easywave 868.3 MHz
- weight: 100 g
- dimensions (HxWxD): 70 x 70 x 42 mm
- input voltage: 230 V 50 Hz (N, L)
- standby consumption: 0.38 W
- ambient temperature: 0 - 35 °C
- protection degree: IP20
- marking: CE marked
- maximum load incandescent lamps: 2,300 W
- maximum load 230 V LED lamps and economy lamps (CFLi): 100 W
- maximum load fluorescent lamps: 600 W
- maximum load low voltage halogen lamps: 600 VA

BASE



410-00100

Pieces: 6

With screw terminals and claw fixing

FINISHING SET WITH LENS



	100-32002	Pieces: 10		101-32002	Pieces: 10		102-32002	Pieces: 10
	104-32002	Pieces: 10		121-32002	Pieces: 10		122-32002	Pieces: 10
	123-32002	Pieces: 10		124-32002	Pieces: 10		154-32002	Pieces: 10
	157-32002	Pieces: 10		161-32002	Pieces: 10		200-32002	Pieces: 10
	220-32002	Pieces: 10		221-32002	Pieces: 10			

FINISHING SET



	100-31002	Pieces: 10		101-31002	Pieces: 10		102-31002	Pieces: 10
	104-31002	Pieces: 10		121-31002	Pieces: 10		122-31002	Pieces: 10
	123-31002	Pieces: 10		124-31002	Pieces: 10		154-31002	Pieces: 10
	157-31002	Pieces: 10		161-31002	Pieces: 10		200-31002	Pieces: 10
	220-31002	Pieces: 10		221-31002	Pieces: 10			

Smart double switch with push button and RF extensions, 2 x 10 A

The smart switch has two switching contacts of 10 A each (in total max 16 A) to switch lighting on and off. It has a transmitter and receiver operating according to the Easywave protocol. If desired, extra controls can be added. These could be both classic wired push buttons and wireless controls according to the Easywave protocol. By doing so, it can effortlessly replace any traditional single, multiway, or intermediate switching. This makes the smart switch especially suitable for renovation projects or listed building interiors in which drilling or channelling work should be avoided. Please note, the only condition for the use of the smart switch is the presence of the neutral conductor in the flush-mounting box where the smart switch will be placed.

Besides being able to switch its own contact, the smart switch is also able to switch other receivers operating according to the Easywave protocol.

This function can also be incorporated in a mood setting/preset. In doing so, you can switch all lighting included in the mood setting/preset with one push of the button. It is fitted with a feedback LED of which the behaviour can be adapted to the needs of the user.

In combination with the Niko connected switch gateway, this switch can also be controlled using your smartphone, smartwatch or via the web portal.



- base for flush-mounting: flush-mounting depth 29.5 mm
- communication protocol: Easywave 868.3 MHz
- weight: 100 g
- dimensions (HxWxD): 70 x 70 x 42 mm
- input voltage: 230 V 50 Hz (N, L)
- standby consumption: 0.38 W
- ambient temperature: 0 - 35 °C
- protection degree: IP20
- marking: CE marked
- maximum load incandescent lamps: 2,300 W (per contact)
- maximum load 230 V LED lamps and economy lamps (CFLi): 100 W (per contact)
- maximum load fluorescent lamps: 600 W (per contact)
- maximum load low voltage halogen lamps: 600 VA (per contact)

BASE



410-00200 Pieces: 6 With screw terminals and claw fixing



410-00210 Pieces: 6 For screw fixing

FINISHING SET WITH LENS



	100-32004	Pieces: 10		101-32004	Pieces: 10		102-32004	Pieces: 10
	104-32004	Pieces: 10		121-32004	Pieces: 10		122-32004	Pieces: 10
	123-32004	Pieces: 10		124-32004	Pieces: 10		154-32004	Pieces: 10
	157-32004	Pieces: 10		161-32004	Pieces: 10		200-32004	Pieces: 10
	220-32004	Pieces: 10		221-32004	Pieces: 10			

FINISHING SET



	100-31004	Pieces: 10		101-31004	Pieces: 10		102-31004	Pieces: 10
	104-31004	Pieces: 10		121-31004	Pieces: 10		122-31004	Pieces: 10
	123-31004	Pieces: 10		124-31004	Pieces: 10		154-31004	Pieces: 10
	157-31004	Pieces: 10		161-31004	Pieces: 10		200-31004	Pieces: 10
	220-31004	Pieces: 10		221-31004	Pieces: 10			



Smart universal push-button dimmer with RF transmitter and receiver, 3-200 W, 2-wire

The smart dimmer is suitable for dimming resistive, inductive and capacitive loads as well as dimming dimmable halogen and LED lamps. It has a transmitter and receiver operating according to the Easywave protocol.

If desired, extra controls can be added. These could be both wired push buttons and wireless controls according to the Easywave protocol. The smart dimmer is connected with a 2-wire system and does not need a neutral conductor. By doing so, it can effortlessly replace an existing single, multiway, or intermediate switching.

It is highly suitable for the expansion of existing electrical installations where drilling or channelling work is not permitted or to avoid complicated cabling.

The smart dimmer can not only dim its own load but can also control other dim receivers which operate according to the Easywave protocol. It can also be incorporated in a mood setting which can be activated via a wireless control.

The dimmer has a feedback LED of which the operation can be set.

In combination with a Niko connected switch gateway (410-0100x), this dimmer can also be controlled with the Niko connected switch app on your smartphone, smartwatch or via the web portal.

Available as from early 2018

- communication protocol: Easywave 868.3 MHz
- dimensions: 70 x 70 x 42 mm (HxWxD)
- flush-mounting depth: 29.5 mm
- protection degree: IP41.
- input voltage: 230 Vac \pm 10 %, 50 Hz (L,L')
- for use with or without light value memory
- for use with several control points, use N.O. push buttons, also when replacing single-pole, two-way or intermediate switches
- incandescent lamps and 230 V halogen lamps: 3 - 200 W
- dimmable LED lamps: 3 - 200 W (max. 10)
- ferromagnetic, toroidal and electronic transformer: 20 - 200 W
- overload protection with automatic reset function
- electronic short-circuit protection
- PLC interference suppression
- own power consumption: 0.38 W
- connection terminals: 2 x 2.5 mm²
- ambient temperature: 0 - 35 °C
- Marking: CE marked

BASE



410-00400	Pieces: 1	With screw terminals and claw fixing
410-00410	Pieces: 1	For screw fixing

FINISHING SET WITH LENS




100-32002	Pieces: 10	101-32002	Pieces: 10	102-32002	Pieces: 10
104-32002	Pieces: 10	121-32002	Pieces: 10	122-32002	Pieces: 10
123-32002	Pieces: 10	124-32002	Pieces: 10	154-32002	Pieces: 10
157-32002	Pieces: 10	161-32002	Pieces: 10	200-32002	Pieces: 10
220-32002	Pieces: 10	221-32002	Pieces: 10		

FINISHING SET



100-31002	Pieces: 10	101-31002	Pieces: 10	102-31002	Pieces: 10
104-31002	Pieces: 10	121-31002	Pieces: 10	122-31002	Pieces: 10
123-31002	Pieces: 10	124-31002	Pieces: 10	154-31002	Pieces: 10
157-31002	Pieces: 10	161-31002	Pieces: 10	200-31002	Pieces: 10
220-31002	Pieces: 10	221-31002	Pieces: 10		



Double wireless push button

This wireless switch with two buttons can be used by a smart switch or a wireless receiver. It can be used as one dual-button control (upper=on, lower=off), or as two one-button controls (toggle on/off or pulse). The switch can also be used in the Niko Home Control installation in combination with the Niko Home Control RF interface Easywave.

In combination with the Niko connected switch gateway, only dual-button control is used.

- power supply: battery (supplied), type CR2430 (option) with a metal base on a standard flush-mounting box
- transmission range: ± 30 m indoors, 100 m in open spaces
- mounting: with the supplied screws or adhesive strips or
- communication protocol: Easywave

BASE



410-00001 Pieces: 6 With plastic mounting frame and battery

ACCESSORIES



450-00067 Pieces: 20 Set of claws for wall-mounted printed circuit board

BASE FOR MOUNTING ON THE FLUSH-MOUNTING BOX



NEW

410-00022 Pieces: 6 For screw fixing (transmission range ± 25 m indoors)

SIMPLE KEY



	100-00001	Pieces: 10		101-00001	Pieces: 10		102-00001	Pieces: 10
	104-00001	Pieces: 10		121-00001	Pieces: 10		122-00001	Pieces: 10
	123-00001	Pieces: 10		124-00001	Pieces: 10		154-00001	Pieces: 10
	157-00001	Pieces: 10		161-00001	Pieces: 10		200-00001	Pieces: 10
	220-00001	Pieces: 10		221-00001	Pieces: 10			

SIMPLE KEY WITH I AND O



	100-00002	Pieces: 10		101-00002	Pieces: 10		102-00002	Pieces: 10
	104-00002	Pieces: 10		121-00002	Pieces: 10		122-00002	Pieces: 10
	123-00002	Pieces: 10		124-00002	Pieces: 10		154-00002	Pieces: 10
	157-00002	Pieces: 10		161-00002	Pieces: 10		200-00002	Pieces: 10
	220-00002	Pieces: 10		221-00002	Pieces: 10			

SIMPLE KEY WITH 'UP' AND 'DOWN'



	100-00004	Pieces: 10		101-00004	Pieces: 10		102-00004	Pieces: 10
	104-00004	Pieces: 10		121-00004	Pieces: 10		122-00004	Pieces: 10
	123-00004	Pieces: 10		124-00004	Pieces: 10		154-00004	Pieces: 10
	157-00004	Pieces: 10		161-00004	Pieces: 10		200-00004	Pieces: 10
	220-00004	Pieces: 10		221-00004	Pieces: 10			

SIMPLE KEY WITH TEXT FIELD



	100-00006	Pieces: 10		101-00006	Pieces: 10		102-00006	Pieces: 10
	104-00006	Pieces: 10		121-00006	Pieces: 10		122-00006	Pieces: 10
	123-00006	Pieces: 10		124-00006	Pieces: 10		154-00006	Pieces: 10
	157-00006	Pieces: 10		161-00006	Pieces: 10		200-00006	Pieces: 10
	220-00006	Pieces: 10		221-00006	Pieces: 10			

Wireless switch with four buttons

This wireless switch with four buttons can be used by a smart switch or a wireless receiver. It can be used as a two dual-button controls (upper: on, lower off) or as four one-button controls (toggle on/off or pulse). The switch can also be used in the Niko Home Control installation in combination with the Niko Home Control RF interface Easywave.



In combination with the Niko connected switch gateway, only dual-button control is used.

- power supply: battery (supplied), type CR2430 (option) with a metal base on a standard flush-mounting box
- transmission range: ± 30 m indoors, 100 m in open spaces
- mounting: with the supplied screws or adhesive strips or
- communication protocol: Easywave

BASE



410-00002 Pieces: 6 With plastic mounting frame and battery

ACCESSORIES



450-00067 Pieces: 20 Set of claws for wall-mounted printed circuit board

BASE FOR MOUNTING ON THE FLUSH-MOUNTING BOX

















NEW

410-00022 Pieces: 6 For screw fixing (transmission range ± 25 m indoors)















DOUBLE KEY



	100-00007	Pieces: 10		101-00007	Pieces: 10		102-00007	Pieces: 10
	104-00007	Pieces: 10		121-00007	Pieces: 10		122-00007	Pieces: 10
	123-00007	Pieces: 10		124-00007	Pieces: 10		154-00007	Pieces: 10
	157-00007	Pieces: 10		161-00007	Pieces: 10		200-00007	Pieces: 10
	220-00007	Pieces: 10		221-00007	Pieces: 10			















DOUBLE KEY WITH I AND O



	100-00008	Pieces: 10		101-00008	Pieces: 10		102-00008	Pieces: 10
	104-00008	Pieces: 10		121-00008	Pieces: 10		122-00008	Pieces: 10
	123-00008	Pieces: 10		124-00008	Pieces: 10		154-00008	Pieces: 10
	157-00008	Pieces: 10		161-00008	Pieces: 10		200-00008	Pieces: 10
	220-00008	Pieces: 10		221-00008	Pieces: 10			

DOUBLE KEY WITH 'UP' AND 'DOWN'



	100-00010	Pieces: 10		101-00010	Pieces: 10		102-00010	Pieces: 10
	104-00010	Pieces: 10		121-00010	Pieces: 10		122-00010	Pieces: 10
	123-00010	Pieces: 10		124-00010	Pieces: 10		154-00010	Pieces: 10
	157-00010	Pieces: 10		161-00010	Pieces: 10		200-00010	Pieces: 10
	220-00010	Pieces: 10		221-00010	Pieces: 10			


DOUBLE KEY WITH LABEL



	100-00012	Pieces: 10		101-00012	Pieces: 10		102-00012	Pieces: 10
	104-00012	Pieces: 10		121-00012	Pieces: 10		122-00012	Pieces: 10
	123-00012	Pieces: 10		124-00012	Pieces: 10		154-00012	Pieces: 10
	157-00012	Pieces: 10		161-00012	Pieces: 10		200-00012	Pieces: 10
	220-00012	Pieces: 10		221-00012	Pieces: 10			

DOUBLE KEY WITH VENTILATOR INDICATION 0 UP TO AND INCL. 3



	100-00013	Pieces: 10		101-00013	Pieces: 10		102-00013	Pieces: 10
	104-00013	Pieces: 10		121-00013	Pieces: 10		122-00013	Pieces: 10
	123-00013	Pieces: 10		124-00013	Pieces: 10		154-00013	Pieces: 10
	157-00013	Pieces: 10		161-00013	Pieces: 10		200-00013	Pieces: 10
	220-00013	Pieces: 10		221-00013	Pieces: 10			



Wireless mini hand-held transmitter with 1 channel and 1 control button

This hand-held transmitter has one control button and can be used in combination with every Niko receiver. One function can be assigned to the control button. Visual check of the control via a LED. For use in a residential environment. Battery supplied.

In combination with the Niko Home Control RF interface, the hand-held transmitter can also be used in Niko Home Control installations.

In combination with the Niko connected switch gateway, the transmitter can be used to send notifications.

- power supply: battery (supplied), type CR2032
- transmission range: \pm 30 m indoors, 100 m in open spaces
- dimensions: 56 x 36 x 16 mm (HxWxD)
- weight: \pm 21 g (including battery)
- communication protocol: Easywave

COMPLETE UNIT

05-311 Pieces: 10 Complete unit



Wireless mini hand-held transmitter with 1 channel and 4 control buttons

This hand-held transmitter has four independent control buttons and can be used in combination with all Niko receivers. A different function can be assigned to every control button. Visual feedback of the control via an LED. Battery supplied. The hand-held transmitter can also be used in the Niko Home Control installation in combination with the Niko Home Control RF interface Easywave.

In combination with the Niko Home Control RF interface, the hand-held transmitter can also be used in Niko Home Control installations.

In combination with the Niko connected switch gateway, only dual-button control is used (upper: on, lower off, left on, right off).

- power supply: battery (supplied), type CR2032
- transmission range: \pm 30 m indoors, 100 m in open spaces
- dimensions: 62 x 37 x 11 mm (HxWxD)
- weight: \pm 28 g (including battery)
- communication protocol: Easywave

COMPLETE UNIT

05-317 Pieces: 10 Complete unit



Wireless hand-held transmitter with 4 channels and 13 control buttons

With this hand-held transmitter, you control a maximum of 52 circuits, independent of one another, but dependent on the receiver settings. You use the hand-held transmitter for 1-key, 2-key and 4-key functions. The operation status and channel selection is indicated with LEDs.

In combination with the “Niko connected switch” gateway only dual-button control is used.

- power supply voltage: 2 x CR2032 batteries (supplied)
- transmission range: approximately 30 meters indoors, 100 meters in open spaces
- dimensions: W61xH151xD21 mm.
- communication protocol: Easywave

COMPLETE UNIT

05-312 Pieces: 1 Complete unit

Wireless hand-held transmitter with 5 channels and 3 control buttons

This hand-held transmitter controls a maximum of 15 circuits independently (depending on the settings of the receivers) and can be used for one-, two- or four-button functions. Visual feedback of the channel selection and control via LEDs.

The hand-held transmitter can also be used in the Niko Home Control installation in combination with the Niko Home Control RF interface Easywave.



In combination with the Niko connected switch gateway, the transmitter can be used to send alarms.

In combination with the Niko connected switch gateway, only dual-button control is used (upper: on, lower off).

- dimensions: 108 x 38 x 14 mm (HxWxD)
- power supply: battery (supplied), type CR2032
- communication protocol: Easywave

COMPLETE UNIT

05-318 Pieces: 1 Complete unit

Wireless mini transmitter interface

The wireless transmitter interface for push buttons or switches converts the push-button or switching contacts into a wireless telegram:

- When connecting up to four push buttons: the wireless telegram is being sent as long as the push button is pressed (max. 10 s).
- When connecting up to two switches: the wireless telegram will be sent as soon as the contact is closed. When the contact is opened, a new telegram is sent. Any programming can be assigned when closing or opening the contact.



The transmitter interface can also be used in the Niko Home Control installation in combination with the Niko Home Control RF interface Easywave.

In combination with the Niko Home Control RF interface, the hand-held transmitter can also be used in Niko Home Control installations.

In combination with the Niko connected switch gateway, only dual-button control is used.

- power supply: 3 V battery, type CR2032 (supplied)
- dimensions: 30 x 28 x 9 mm (HxWxD)
- communication protocol: Easywave

COMPLETE UNIT

05-315 Pieces: 10 Complete unit

Wireless two-channel transmitter with Easywave protocol

The wireless two-channel transmitter is suitable for flush mounting and may only be used to control wireless receivers. By using this two-channel transmitter, you can expand the switching function of existing switches or push buttons via a receiver. The two-channel transmitter checks whether a switch/push button is live and transmits the corresponding code (A, B, C or D) to the wireless receiver, which in turn switches the consumer.



In combination with the gateway, only dual-button control is used.

- dimensions: 25 x 48 x 48 mm (HxWxD)
- weight: 32 g
- frequency: 868.3 MHz
- power supply voltage: 230 V, 50 Hz
- maximum power consumption: 0.42 W
- transmission range: \pm 30 m indoors, 100 m in open spaces
- protection degree: IP20
- operating temperature: -20 – +60 °C

COMPLETE DEVICE

410-00362 Pieces: 1 Complete unit



Wireless window or door contact

The wireless window or door contact (transmitter) is used to control wireless receivers. The magnetic contact transmits the status of objects via wireless signals to a wireless receiver. If the window or door is opened or closed, an Easywave code is transmitted, and the connected, wireless receiver switches, depending on the set operating mode. A battery, mounting bracket with magnet, and a mounting set are included.

In combination with the Niko connected switch gateway, the window or door contact can be used to send notifications.

- dimensions of contact: 12 x 65 x 28 (HxWxD)
- dimensions of magnet: 18 x 18 x 13 (HxWxD)
- weight of contact: 20.6 g
- weight of magnet: 2.2 g
- frequency: 868.3 MHz
- power supply: 3 V battery, type CR2032 (supplied)
- power consumption: 1.6 μ A
- transmission range: \pm 30 m indoor, 100 m in open spaces
- protection degree: IP54
- operating temperature: -20 – +60 °C
- quality mark: CE marked in compliance with EN 60669-2-1
- communication protocol: Easywave

COMPLETE UNIT

05-363 Pieces: 1 Complete unit



Modular wireless one-channel receiver

The one-channel receiver for DIN rail mounting is provided with one potential-free two-way contact (10 A/230 V) and a connector for the external antenna (05-309). Wireless transmitters can be connected to this receiver. The receiver can only be connected to one phase. The two-way contact cannot be used for safety extra-low voltage (SELV) circuits. The modular dimmers 05-703, 05-704, 05-715 and 05-728 can be controlled. All dimmers have to be supplied at the same phase.

In combination with the Niko connected switch gateway, only dual-button control is used.

- five modes for the on/off function
- one- or two-button control
- switching time: 0 – 3 s
- switch-off delay: 0 s – 120 min
- dimensions: DIN 4U
- weight: 261 g
- communication protocol: Easywave

COMPLETE UNIT

05-351 Pieces: 6 Complete unit



Modular wireless two-channel receiver

The two-channel receiver for DIN rail mounting is provided with two potential-free two-way contacts (10 A/230 V) that are independently programmable, and a connector for the external antenna (05-309). Wireless transmitters can be connected to this receiver. If the receiver is used as a roll-down shutter or ventilation control, there are five specific modes for setting the roll-down shutter functions (open, stop and close) or the different ventilation speeds. The receiver can only be connected to one phase. The two-way contacts cannot be used for safety extra-low voltage (SELV) circuits. The modular dimmers 05-715 and 05-728 can be controlled. All dimmers have to be supplied at the same phase.

In combination with the Niko connected switch gateway, only dual-button control is used.

- five modes for the on/off function
- one-, two- or four-button control (depending on the mode)
- switching time: 0 – 3 s
- switch-off delay: 0 s – 120 min
- dimensions: DIN 4U
- weight: 343 g
- communication protocol: Easywave

COMPLETE UNIT

05-352 Pieces: 6 Complete unit



Modular wireless dimmer, 750 VA

The wireless dimmer for DIN rail mounting is suitable for a selection of dimmable LEDs, 230 V incandescent lamps, 230 V halogen lamps and all types of low-voltage halogen lamps. Automatic selection of the dimming principle. Control by a wired push-button or wireless transmitters. Up to 30 controls. Use with or without memory function. Additional memory for saving one atmosphere. Indication LEDs for the operation and feedback on errors. In compliance with the European directives for EMC and safety EN60669-2-1.

In combination with the Niko connected switch gateway, the push-button contacts cannot be used and only dual-button control is used.

- five control modes
- single- or dual-button control
- switching time: 0 – 3 s
- switch-off delay: 0 s – 3 min
- power supply voltage: 230 Vac \pm 10%, 50 Hz \pm 1 Hz
- overload protection with automatic reset function
- PLC filter for interference via the mains
- dimensions (2 DIN rail modules): 90 x 35 x 66 mm (HxWxD)
- weight: \pm 144 g
- ambient temperature: 35 °C
- ferromagnetic & toroidal core transformer: 60-750 VA
- electronic transformer: 60-750 VA
- incandescent lamps & halogen lamps: 60-750 W
- compatible dimmable LED lamps:
 - Sylvania ToLEDo GLS DIM
 - V3 1521LM 827 E27 SL 10 W (min 2, max 8)
 - V2 806LM 827 E27 SL 9.5 W (max 10)
 - 1055LM 827 B22 SL 12.5 W (max 10)
 - Philips MASTER LEDspotLV
 - D 7-35 W 840 MR16 24D (max 8)



COMPLETE UNIT



05-353 Pieces: 10 Complete unit

Modular wireless dim receiver

The dim receiver for DIN rail mounting is provided with two channels and a connector for the external antenna (05-309). Wireless transmitters can be connected to this receiver. Each channel consists of an NO contact (4 A/230 V) and a control output 1-10 V (45 mA). Electronic ballasts or dimmers (05-715, 65-410) can be directly controlled with a current signal 1-10 V in accordance with the EN60929 standard. In addition to the conventional dimming from 0 to 100%, it is also possible to activate a preset dimming level or an atmosphere.



In combination with the Niko connected switch gateway, only dual-button control is used.

- nine programming modes
- one-, two- or four-button control (depending on the mode)
- switching time: 0 – 3 s
- switch-off delay: 0 s – 120 min
- dimensions: DIN 4U
- weight: 282 g
- communication protocol: Easywave

COMPLETE UNIT

05-350 Pieces: 6 Complete unit

Modular and wireless electricity measuring module, 1 channel, 63 A

The measuring module is used to measure the electricity consumption or production up to 63 A. It can be used as a central meter in a single-phase installation. In case production is present in the installation, it is able to measure when energy will be sent back to the grid.

It is also possible to measure multiple circuits as long as they are connected to the same phase.

It can buffer 15 minute values for consumption during 25 hours and also measure the live consumption or the live production.

Attach the accompanying current clamp by clipping it around the conductor of the circuit or phase to be measured (measuring current) and use the connection terminals to establish a connection with the circuit or phase to be measured (measuring voltage). By measuring both electrical current and voltage, the measurements will be accurate.

The module is provided with onestatus LED.

The measuring module uses the Niko RF protocol (Radio Frequency 868 Mhz) to transmit its measured values wirelessly to the Niko connected switch gateway (410-0100x) and transmits its measured values.



NEW

- number of DIN units: 2 TE
- dimensions: 90 x 35.5 x 66 mm (HxWxD)
- current clamp connection cable length: 100 cm
- frequency: 868.15 MHz, 868.45 MHz, 868.86 MHz, 869.05 MHz
- measuring range: 5 – 14490 W, 22 mA – 63 A, single-phase
- accuracy: IEC62053-21 class 1 (R), class 2 (L)
- protection degree: IP20
- maximum radio frequency power: 5 dBm
- power supply voltage: 230 Vac \pm 10 %, 50 Hz
- own power consumption: 0.27 W
- ambient temperature: 0-45 °C
- min. Load: 3 W
- max. wire diameter per connection terminal: 2 x 2.5 mm²
- marking and standards: CE marked, EN 60669-2-1
- not suited to measuring direct current components
- measuring data only for information purposes, not valid for invoicing

COMPLETE DEVICE

440-01063 Pieces: 1

ACCESSORIES

05-309 Pieces: 5 External antenna with connector



Wireless two-channel receiver, IP66, for surface mounting

The two-channel receiver for surface mounting is provided with two switching contacts (10 A/230 V) (two-way contact and single-pole contact) and two push-button inputs. The receiver can be controlled without any wiring or via local push buttons. If the receiver is used as a roll-down shutter or ventilation control, there are five specific modes for setting the roll-down shutter functions (open, stop and close) or the different ventilation speeds. When used as a motor control, both contacts are used for one motor. The receiver can only be connected to one phase. The switching contacts cannot be used for safety extra-low voltage (SELV) circuits.

In combination with the Niko connected switch gateway, the push-button contacts cannot be used and only dual-button control is used.

- five modes for the on/off function (separately adjustable per output)
- switching time: 0 – 3 s
- switch-off delay: 0 s – 120 min
- dimensions: 56 x 94 x 180 mm (HxWxL)
- weight: 645 g
- protection degree: IP66 (protected against dust and powerful water jets)
- communication protocol: Easywave

COMPLETE UNIT

05-336 Pieces: 1 Complete unit



Wireless two-channel receiver, 12-24 VAC or VDC, for surface mounting

The two-channel receiver for surface mounting has four operating modes. Wireless transmitters can be connected to this receiver. An external pulse push button can also be connected per channel. The receiver can only be used for switching low-voltage loads. Possible applications: two-button control (on/off functions), push-button functions (on for as long the push button is pressed), pulse function (1 s) or two-button control (roll-down shutters/venetian blinds). The roll-down shutter/venetian blind function can only be supplied with direct current (dc).

In combination with the Niko connected switch gateway, the push-button contacts cannot be used and only dual-button control is used.

- dimensions: 35 x 63 x 70 mm (HxWxL) (without antenna)
- power supply voltage: 12 – 24 Vac or Vdc
- maximum contact load:
- ac: 24 V, 1 A (24 VA)
- dc: 30 V, 1 A (30 W)
- communication protocol: Easywave

COMPLETE UNIT

05-335 Pieces: 6 Complete unit



One channel flush mounting wireless receiver single pole

This mini receiver equipped with a single-pole switching contact (10 A/230 Vac) is used to switch the lighting. The receiver operates both with wall transmitters and hand-held transmitters in a one- or two-button mode. Its limited dimensions make it perfectly suitable for flush mounting.

In combination with the “Niko connected switch” gateway only dual-button control is used.

- three modes for the on/off function
- dimensions: 29 x 49 x 70 mm (HxWxL)
- weight: 53 g
- communication protocol: Easywave

COMPLETE UNIT

05-331 Pieces: 10 Complete unit

FINISHING SET



	100-77001	Pieces: 10		101-77001	Pieces: 10		102-77001	Pieces: 10
	104-77001	Pieces: 10		121-77001	Pieces: 10		122-77001	Pieces: 10
	123-77001	Pieces: 10		124-77001	Pieces: 10		154-77001	Pieces: 10
	157-77001	Pieces: 10		161-77001	Pieces: 10		200-77001	Pieces: 10
	220-77001	Pieces: 10		221-77001	Pieces: 10			

Wireless receiver for motor control, for flush mounting

This mini receiver with switching contact (4 A/230 V AC) is used to control roll-down shutters or venetian/vertical blinds. The receiver can be operated by both partition and hand-held transmitters in a dual-button mode for the roll-down shutter functions (open, stop and close) or in a dual-button mode for the rotation of the vertical blinds. The operating time is 150 s. Thanks to its limited dimensions, it is easily flush mounted.



In combination with the Niko connected switch gateway, only dual-button control is used.















- dimensions: 70 x 49 x 29 mm (HxWxD)
- weight: 76 g
- communication protocol: Easywave

COMPLETE UNIT

05-333 Pieces: 10 Complete unit

FINISHING SET



	100-77001	Pieces: 10		101-77001	Pieces: 10		102-77001	Pieces: 10
	104-77001	Pieces: 10		121-77001	Pieces: 10		122-77001	Pieces: 10
	123-77001	Pieces: 10		124-77001	Pieces: 10		154-77001	Pieces: 10
	157-77001	Pieces: 10		161-77001	Pieces: 10		200-77001	Pieces: 10
	220-77001	Pieces: 10		221-77001	Pieces: 10			

One channel flush mounting wireless receiver single pole potential free

This mini receiver is provided with a single-pole, potential-free switching contact (6 A) and has a specific pulse mode for controlling a bell, dimmer, motor ... Wireless transmitters can be connected to this receiver. Its limited dimensions make it perfectly suitable for flush mounting.



In combination with the "Niko connected switch" gateway only dual-button control is used.






- three modes for the on/off function
- dimensions: 29 x 49 x 70 mm (HxWxL)
- weight: 53 g
- communication protocol: Easywave

COMPLETE UNIT

05-332 Pieces: 10 Compete unit

FINISHING SET



	100-77001	Pieces: 10		101-77001	Pieces: 10		102-77001	Pieces: 10
	104-77001	Pieces: 10		121-77001	Pieces: 10		122-77001	Pieces: 10
	123-77001	Pieces: 10		124-77001	Pieces: 10		154-77001	Pieces: 10
	157-77001	Pieces: 10		161-77001	Pieces: 10		200-77001	Pieces: 10
	220-77001	Pieces: 10		221-77001	Pieces: 10			



Universal wireless one-channel dimmer, single-pole, for flush mounting

The universal wireless one-channel dimmer (single-pole) is suitable for flush mounting and may only be used to wirelessly switch and dim lights up to a maximum of 250 W. You can also directly connect a fixed NO push button to this dimmer. With a wireless push button or a hand-held transmitter (one- or two-button control) connected to the dimmer, the lighting is always gradually switched on and off and dimmed up and down. To switch or to dim the lighting locally, you can also connect a fixed NO push button to the dimmer. The integrated electronic short-circuit, overload and overheating protection guarantees maximum safety during use. The dimmer may not be used to switch or to dim electric motors.

In combination with the Niko connected switch gateway, the push-button contacts cannot be used and only dual-button control is used.

- dimensions: 25 x 48 x 48 mm (HxWxD)
- weight: 35 g
- frequency: 868.3 Mhz
- power supply voltage: 230 Vac, 50 Hz
- stand-by consumption: 0.7 W
- incandescent lamps: 7 – 250 W
- 230 V halogen lamps: 7 – 250 W
- dimmable economy lamps: 7 – 100 W
- dimmable LED lamps: 7 – 100 W
- ferromagnetic transformer: 20 – 250 VA
- toroidal core transformer: 20 – 250 VA
- electronic transformer: 7 – 250 W
- minimum load: 7 W
- maximum load: 250 W
- protection degree: IP20
- operating temperature: -20 – +60 °C
- quality mark: CE marked in compliance with EN 60669-2-1
- communication protocol: Easywave

COMPLETE UNIT

05-360 Pieces: 1 Compete unit



Wireless one-channel receiver, for flush mounting

The wireless receiver with 230 V two-way contact (one channel) is suitable for flush mounting and may only be used as a wireless control in combination with small consumers. With this receiver, small consumers can be switched in three working modes (two modes for the on-off function and pulse mode). You can operate the receiver using either push buttons or hand-held transmitters.

In combination with the Niko connected switch gateway only dual-button control is used and the relay contact is used as a single pole switch.

- dimensions: 25 x 48 x 48 mm (HxWxD)
- frequency: 868.3 MHz
- power supply voltage: 230 Vac, 50 Hz
- stand-by consumption: ± 0.8 W
- output: potential-free relay contact (two-way switch)
- protection degree: IP20
- operating temperature: -20 – +60 °C
- quality mark: CE marked in compliance with EN 60669-2-1
- communication protocol: Easywave

COMPLETE UNIT

05-361 Pieces: 1 Compete unit



Plug-through socket with wireless receiver and pin earthing

This plug-through socket equipped with a single-pole switching contact (10 A) has three different modes: classic switching function (on/off), teleruptor and delayed off (7 min, time not adjustable).

In combination with the Niko connected switch gateway, only two-button control is used.

- communication protocol: Easywave

COMPLETE UNIT

05-340 Pieces: 5 Complete unit

Plug-through socket with wireless receiver and side earthing

This plug-through socket equipped with a single-pole switching contact (10 A) has three different modes: classic switching function (on/off), teleruptor and delayed off (7 min, time not adjustable). Wireless transmitters can be connected to this socket.

In combination with the Niko connected switch gateway, only dual-button control is used.

- communication protocol: Easywave



COMPLETE UNIT WITH SIDE EARTHING

05-341 Pieces: 5 Complete unit

RF interface Easywave

This RF interface Easywave allows you to use the Niko wireless controls that operate according to the Easywave protocol (except for remote control 05-312) in the Niko Home Control installation. This module can receive radio signals (Easywave), which allows for the use of these controls:

- where this would not normally be possible, e.g. on glass or concrete surfaces.
- for the renovation of heritage-listed buildings.
- for expansions of existing installations where drilling or channelling work is not permitted.
- in office areas with movable partition walls.
- when complex cabling is to be avoided.

- one RF interface Easywave per installation
- use with the external antenna supplied
- position the antenna on a metal surface of at least 15 x 15 cm
- reception range: ± 30 m indoors, 100 m in open spaces
- dimensions: DIN 2U
- sliding contact to connect the module to the following module on the DIN rail
- ambient temperature: 0 - 45 °C
- CE marked



COMPLETE UNIT

550-00610 Pieces: 6 RF interface Easywave



External antenna

The external antenna is suitable for use with all modular wireless Niko receivers (868.3 MHz) and enables the reception of wireless signals in a metal electrical cabinet. The antenna is provided with a connection cable (3 m) and a connector.

- communication protocol: Easywave

ACCESSORIES

05-309 Pieces: 5 External antenna with connector



Diagnostic device

In complex or large installations, the diagnostic device (9 V block battery not supplied) helps you to determine in advance whether the wireless applications can be used or not. The device will determine the wireless signal strength in a given area and recognise all 868.3 MHz signals. Nine indication LEDs will display the reception quality of the transmission signal or the strength of the interference signals present. This way you can check if the range of the wireless transmitter is sufficient.

- communication protocol: Easywave

ACCESSORIES

05-370 Pieces: 6 Diagnostic device



Wireless repeater

The repeater is used in installations with insufficient range and has two operating modes: broadcast mode and defined mode. In broadcast mode, all received commands will be transmitted. In defined mode, a maximum of 16 control points can be learned. An indication LED will blink when a command is received or transmitted. The repeater does not work for motor control nor dimming.

- dimensions: 26 x 49 x 70 (HxWxL) (without antenna)
- weight: ± 40 g (with antenna)
- power supply voltage: 230 Vac or 12 – 24 Vdc
- frequency: 868.3 Mhz
- transmission range: ± 30 m indoor, 100 m in open spaces
- operating temperature: -20 – +60 °C
- communication protocol: Easywave

COMPLETE UNIT

05-535 Pieces: 10 Complete unit

