

Presence detector P46MR, DALI-2, secondary - BMS, 12-13 m, for flush mounting (SnapFit), Wieland gesis® 2 m cable with 5-pol. connector, white

353-651021-3


4 year warranty

This flat and discrete presence detector is a DALI-2 secondary and BMS detector that extends the detection range of a DALI-2 master detector or can be part of a DALI-2 BMS system. If the detector is used as a secondary detector and connected to a the DALI-2 bus controlled by a DALI-2 master detector, it will start communicating with this master detector without further commissioning. If it is connected to the DALI bus of a BMS system, the detector needs to be commissioned with the BMS software. The detector settings can be modified using the Niko detector tool app and 2-way Bluetooth® communication. The SnapFit mounting system guarantees fast and stable installation. The detector is prewired with a 2 m cable and a 5-pole female connector that is unique, which helps to avoid installation errors and save time. This P46 detector with one cable is suitable for all DALI-2 installations. It can be used to extend the detection range for DALI-2 P47 or P48 master detectors or in combination with a DALI-2 BMS system.

Finishing colour: white

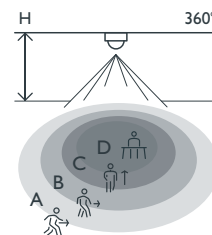
Compatible master detectors: 353-651321-3, 353-651421-3, 353-651421-4, 353-751321-3, 353-751421-3, 353-751421-4

This article is protected by at least one patent (application). For more info on patents, see www.niko.eu/innovation.



- Flat and discrete design
- Easy installation thanks to the direct connection to the DALI bus
- Communication with the master or BMS system via the DALI bus
- Power supply via the DALI bus
- SnapFit mounting bracket for easy and stable mounting in all types of suspended ceilings with or without removable tiles
- Quick cabling using screwless and easily accessible plug-in terminals
- Screwless strain relief and screwless installation of cable cover
- User-friendly app for settings (iOS/Android) or BMS software
- 2-way Bluetooth® communication ensures quick modification of settings and live feedback in the app
- Pre-configured functions:
 - adjustable PIR sensitivity (4 levels)
 - event log keeps track of recent changes
- Settings and configuration can be locked with a PIN-code

Detection range



H	A Walking	B Across	C Towards	D Presence
2.5 m	∅ 13 m	∅ 11 m	∅ 3 m	∅ 5 m
3.0 m	∅ 12 m	∅ 12 m	∅ 3 m	∅ 5 m

Measured according to EN/IEC63180



DALI-2



secondary -
BMS



360°



∅ 12 m from
a height of
3 m



2 – 3.5 m



flush-
mounting
(SnapFit)

niko

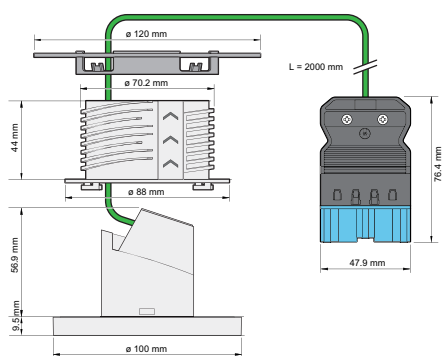
Technical data

Article number	353-651021-3
Compatible master detectors	353-651321-3, 353-651421-3, 353-651421-4, 353-751321-3, 353-751421-3, 353-751421-4
Configuration	secondary - BMS
Input voltage	via the DALI bus
Detector output	DALI-2
Maximum current consumption	28.1 mA
Nominal current consumption (12 V, 25°C), Bluetooth® enabled	8.1 mA
Nominal current consumption (12 V, 25°C), Bluetooth® disabled	5 mA
Maximum MCB rating	16 A (limited by national installation rules)
Maximum startup time DALI	< 1200 ms
Maximum PIR detection startup time	1 min 10 s
Light intensity range	0 lux – 10360 lux
Detection angle	360°
Detection range (PIR)	ø 12 m from a height of 3 m
Ambient temperature	-25 – +40 °C
Mounting method	flush-mounting (SnapFit)
Mounting height	2 – 3.5 m
Drill diameter	76 mm
Minimum flush-mounting depth	56.9 mm
Colour	white (approximately RAL 9010)
Dimensions visible (HxWxD)	100 x 100 x 9.5 mm
Dimensions (HxWxD)	120 x 120 x 66.4 mm
Maximum range Bluetooth® (free field, depending on the device)	50 m
Operating frequency	2.4 GHz
Maximum radio frequency power	-2 dBm
Protection degree	IP20
Impact resistance	IK02
Modification of settings	Niko detector tool app (iOS-Android) and 2-way Bluetooth® communication - BMS software
Halogen-free	yes
Marking	CE
Cable specifications	– cable colour: green – length: 2 m – wire cross-section: 1,5 mm ² – voltage: 250 V – rated current: 16 A – halogen-free: yes – ambient temperature: -5 – +70C° – type of connector: male, 5-pole, blue

Accessories

353-999869	Lens cover for P4XMR and M4XMR detectors, transparent (5 pieces)
------------	--

Dimensions



Wiring diagram

