



niko
Illuminating ideas.

Niko connected switch

Your switches on your smartphone







Create more options for your electrical installation

You have a traditional electrical installation and you would like to update? But you don't want to carry out major renovation work? Then the **Niko connected switch** is the perfect solution.

You could, for example, add extra switches in your home to control the same light. And your **smart switches can also be operated via your smartphone**. Operate your roll-down shutters from your armchair or workplace? Dim your lights from your armchair or workplace? It's all possible.

Thanks to Niko, you can easily replace old switches with '**smart switches**' or **wireless switches**. You can replace one or two, or all of them. It's up to you.

Find out more at www.niko.eu/connectedswitch

YOUR HOME WORKS BETTER WITH NIKO'S SMART SOLUTIONS

A smarter house means more control



More comfort

Dim the lights in your living room for a cosier atmosphere?

Thanks to Niko connected switch, you don't need to leave your chair. **Control your switches via the app on your smartphone.**

An extra switch next to your bed so you can turn the lights off?

Stick it **where you want.**




Living safely

Control the lighting in your home while you're at a restaurant or in the office, **so it looks like someone is at home.** It's great to come home to a well-lit house and it also deters unwanted visitors.



Energy-conscious living

Programme the smart switches so **that your lighting goes on and off at specific moments.** The Niko connected switch is fitted with a handy weekly calendar.



BELL 4:21 PM 100%

CONNECTED SWITCH



Licht woonkamer



Licht tuin



Rollluiken




Zonwering



Staanlamp zetel

Daily comfort



Put the light off before you go to sleep? Turn off the central lighting in your bedroom via your smartphone or a stick-on switch **by the bed**.



Going on holiday and wanting to make it look as if someone's home while you're away. No need to ask the neighbours.
Set the lights to make them go **on and off automatically** (or make your roll-down shutters go up and down).




Want to avoid wasting electricity by leaving the lights on in the garden all night long? It's possible by activating the weekly calendar, so that your garden lights are turned off automatically **at the same time each evening**.



On a hot summer's day, when still at the office, you realise that you have forgotten to lower the sun blinds. It's not a problem, **as you can just lower the sun blinds from a distance** to enjoy a cool house when you arrive home.

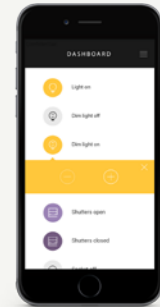


Home late and walking to the back door in the dark? It's a thing of the past: just use your smartphone **to switch on the garden lighting** when you're approaching.



Would you like to let your family know that dinner's ready? Use a button to send your set **message to smartphones** in your household.

The components of the Niko connected switch



The gateway

The gateway makes a **secure connection** with the internet and connects your smart switches to the app.

Smart switches

The smart switches **replace your old switches**. You can also expand to include extra wireless switches. Your smart switches can be controlled with your smartphone using the gateway.

The app

The app turns your smartphone or tablet into the **remote control for the lighting, roll-down shutters, sun blinds, ...** Download it free in the App Store (iOS) or on Google Play (Android).



Wireless switches

Stick the wireless switch exactly where you want it and make it as easy as possible to control lighting, sun blinds or roll-down shutters. A wireless switch can be connected to a smart switch or wireless receiver.

Wireless receivers

A wireless receiver is operated by a wireless switch or via your smartphone. It can be used to make your **lighting** go on or off, or your **roll-down shutters** go up or down.

Web portal

Set the switches via the web portal myconnectedswitch.niko.eu. There, you also set the **weekly calendar**, e.g. to lower the roll-down shutters at 18.00 every evening in the winter. And you can set **notification buttons**, e.g. 'I am home' or 'dinner's ready'.

Stylish design

The neutral colours of Niko Original, the subtle lines of Niko Intense or the ultra-sleek design of Niko Pure: our smart and wireless switches are **compatible with all contemporary interiors.**

Niko Original



cream



white




light grey



greige

Niko Intense




white



sterling



anthracite



bronze



dark brown

Niko Pure




stainless steel on anthracite



stainless steel on white




natural soft grey




natural red



bamboo



white steel



black steel



champagne steel



Bakelite® piano black



Bakelite® chocolate



fluent champagne



fluent anthracite



liquid jade



liquid snow white



weathered steel



skin sensation cinnamon



alu grey



alu black



alu steel grey



alu gold



bronze



concrete

Bakelite® is a registered trademark of Hexion GmbH.

Niko is the market leader in Belgium and produces solutions for switching material, access control, lighting control and home automation from its head office in Sint-Niklaas. (Belgium)

Niko is committed to smart design, high-quality products and an environmentally friendly production process and to this end invests strongly in research and development. Niko's design philosophy is to consistently create the most innovative, aesthetically pleasing and user-friendly products on the market today.

Niko is a company in full expansion. It employs over 630 people and has an annual turnover of more than 125 million euros. Niko currently has offices across Europe in Belgium, France, the Netherlands, Slovakia and Denmark.

Niko nv

Industriepark West 40

BE-9100 Sint-Niklaas

sales@niko.be

Tel +32 3 778 90 00

Fax +32 3 777 71 20

www.niko.eu

a member of  niko group

niko
Illuminating ideas.