





Switching material and socket outlets



Socket outlet without earthing and with safety shutters

- flush-mounting depth: 21 mm

16 A
250 Vac

BASE



170-31100 Pieces: 10 With screw terminals and claws



170-31200 Pieces: 10 With screw terminals, for screw fixing



170-31300 Pieces: 10 With plug-in terminals and claws



170-31400 Pieces: 10 With plug-in terminals, for screw fixing

FINISHING SET



100-66501 Pieces: 20



104-66501 Pieces: 20



123-66501 Pieces: 10



157-66501 Pieces: 10



220-66501 Pieces: 10



101-66501 Pieces: 20



121-66501 Pieces: 10



124-66501 Pieces: 10



161-66501 Pieces: 10



221-66501 Pieces: 10



102-66501 Pieces: 20



122-66501 Pieces: 10



154-66501 Pieces: 10



200-66501 Pieces: 10

COMPLETE UNIT WITH SCREW TERMINALS AND CLAWS



100-66500 Pieces: 10



101-66500 Pieces: 10

COMPLETE UNIT WITH PLUG-IN TERMINALS AND CLAWS



100-66505 Pieces: 10



101-66505 Pieces: 10

COMPLETE UNIT WITH PLUG-IN TERMINALS, FOR SCREW FIXING



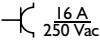
100-66515 Pieces: 10



101-66515 Pieces: 10

Socket outlet with side earthing and safety shutters

- centre distance: 71 mm
- flush-mounting depth: 28.5 mm



BASE

	170-34100	Pieces: 10	With screw terminals and claws
	170-34200	Pieces: 10	With screw terminals, for screw fixing
	170-34300	Pieces: 10	With plug-in terminals and claws
	170-34400	Pieces: 10	With plug-in terminals, for screw fixing

FINISHING SET


		100-66901	Pieces: 20		101-66901	Pieces: 20		102-66901	Pieces: 20
		104-66901	Pieces: 20		121-66901	Pieces: 10		122-66901	Pieces: 10
		123-66901	Pieces: 10		124-66901	Pieces: 10		154-66901	Pieces: 10
		157-66901	Pieces: 10		161-66901	Pieces: 10		200-66901	Pieces: 10
		220-66901	Pieces: 10		221-66901	Pieces: 10			

COMPLETE UNIT WITH PLUG-IN TERMINALS AND CLAWS

		100-66905	Pieces: 10		101-66905	Pieces: 10
--	--	------------------	------------	--	------------------	------------

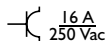
COMPLETE UNIT WITH PLUG-IN TERMINALS, FOR SCREW FIXING

		100-66915	Pieces: 10		101-66915	Pieces: 10
--	--	------------------	------------	--	------------------	------------



Socket outlet with side earthing, safety shutters and voltage indication

- centre distance: 71 mm
- flush-mounting depth: 34 mm



BASE



170-34100 Pieces: 10 With screw terminals and claws



170-34200 Pieces: 10 With screw terminals, for screw fixing



170-34300 Pieces: 10 With plug-in terminals and claws



170-34400 Pieces: 10 With plug-in terminals, for screw fixing

FINISHING SET WITH SMALL TRANSPARENT WINDOW



	100-66908	Pieces: 20
	104-66908	Pieces: 20
	123-66908	Pieces: 10
	157-66908	Pieces: 10
	220-66908	Pieces: 10

	101-66908	Pieces: 20
	121-66908	Pieces: 10
	124-66908	Pieces: 10
	161-66908	Pieces: 10
	221-66908	Pieces: 10

	102-66908	Pieces: 20
	122-66908	Pieces: 10
	154-66908	Pieces: 10
	200-66908	Pieces: 10

ACCESSORIES FOR VOLTAGE INDICATION



170-37096 Pieces: 10 LED lighting element, amber



170-37097 Pieces: 10 LED lighting element, green



170-37098 Pieces: 10 LED lighting element, red



170-37099 Pieces: 10 LED lighting element, blue

Socket outlet with side earthing, safety shutters and overvoltage protection

This socket outlet is used to protect sensitive electronic equipment (e.g. TV, hi-fi, pc, washing machines, dishwashers and medical equipment) against voltage peaks on the mains due to mains failure or indirect lightning strokes. It does not protect against voltage peaks entering the equipment via other ways (e.g. cable distribution, data lines and telephone lines). The socket outlet exclusively protects the connected device within the technical specifications as described below. The socket outlet carries the CEBEC quality mark in accordance with the IEC61643-1 and EN61643-11 standards (class III, type 3). The varistors that limit the voltage between the phase (L) and zero conductor (N) are thermally monitored. If the red LED lights up, the protection is no longer functioning (the protected device remains connected to the mains) and the overvoltage module needs to be replaced.



- nominal voltage: 250 Vac
- nominal current: 16 A
- overvoltage limitation (Up) (L-L/L-PE): 1.5 kV
- maximum peak voltage (Uoc): 4 kV
- flush-mounting depth: 38.5 mm
- suitable for flush-mounting boxes with a flush-mounting depth of 50 mm
- short-circuit current (Icc): 1.5 kA
- ambient temperature : -5 - 40 °C



BASE



170-34100 Pieces: 10 With screw terminals and claws



170-34200 Pieces: 10 With screw terminals, for screw fixing



170-34300 Pieces: 10 With plug-in terminals and claws



170-34400 Pieces: 10 With plug-in terminals, for screw fixing

FINISHING SET WITH SMALL TRANSPARENT WINDOW AND SYMBOL




	100-66906	Pieces: 20		101-66906	Pieces: 20		102-66906	Pieces: 20
	104-66906	Pieces: 20		121-66906	Pieces: 10		122-66906	Pieces: 10
	123-66906	Pieces: 10		124-66906	Pieces: 10		154-66906	Pieces: 10
	157-66906	Pieces: 10		161-66906	Pieces: 10		200-66906	Pieces: 10
	220-66906	Pieces: 10		221-66906	Pieces: 10			

OVERVOLTAGE MODULE



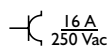
170-37095 Pieces: 10 With red LED



Socket outlet with pin earthing and safety shutters

Belgian earthing system for special installations.

- flush-mounting depth: 28.5 mm



BASE



170-33100 Pieces: 10 With screw terminals and claws



170-33200 Pieces: 10 With screw terminals, for screw fixing



170-33115 Pieces: 10 With plug-in terminals, for screw fixing



170-73100 Pieces: 10 With screw terminals and claws



170-73200 Pieces: 10 With screw terminals, for screw fixing



170-73105 Pieces: 10 With plug-in terminals and claws



170-73115 Pieces: 10 With plug-in terminals, for screw fixing

FINISHING SET



100-66601 Pieces: 20
104-66601 Pieces: 20
123-66601 Pieces: 10
157-66601 Pieces: 10
220-66601 Pieces: 10

101-66601 Pieces: 20
121-66601 Pieces: 10
124-66601 Pieces: 10
161-66601 Pieces: 10
221-66601 Pieces: 10

102-66601 Pieces: 20
122-66601 Pieces: 10
154-66601 Pieces: 10
200-66601 Pieces: 10

FINISHING SET FOR SPECIFIC APPLICATIONS



197-66606 Pieces: 20

198-66606 Pieces: 20

199-66606 Pieces: 20


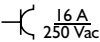
COMPLETE UNIT WITH SCREW TERMINALS AND CLAWS



100-66600 Pieces: 10

Socket outlet with pin earthing, safety shutters and hinged lid

- flush-mounting depth: 28.5 mm



BASE

	170-33100	Pieces: 10	With screw terminals and claws
	170-33200	Pieces: 10	With screw terminals, for screw fixing
	170-33115	Pieces: 10	With plug-in terminals, for screw fixing
	170-73100	Pieces: 10	With screw terminals and claws
	170-73200	Pieces: 10	With screw terminals, for screw fixing
	170-73105	Pieces: 10	With plug-in terminals and claws
	170-73115	Pieces: 10	With plug-in terminals, for screw fixing

FINISHING SET

		100-66603	Pieces: 20		101-66603	Pieces: 20		102-66603	Pieces: 20
		104-66603	Pieces: 20		121-66603	Pieces: 10		122-66603	Pieces: 10
		123-66603	Pieces: 10		124-66603	Pieces: 10		154-66603	Pieces: 10
		157-66603	Pieces: 10		161-66603	Pieces: 10		200-66603	Pieces: 10
		220-66603	Pieces: 10		221-66603	Pieces: 10			



Socket outlet with pin earthing and safety shutters, limited flush-mounting depth

- flush-mounting depth: 21 mm



BASE



170-32100 Pieces: 10 With screw terminals and claws



170-32200 Pieces: 10 With screw terminals, for screw fixing

















170-32105 Pieces: 10 With plug-in terminals and claws



170-32115 Pieces: 10 With plug-in terminals, for screw fixing

FINISHING SET



	100-66101	Pieces: 20		101-66101	Pieces: 20		102-66101	Pieces: 20
	104-66101	Pieces: 20		121-66101	Pieces: 10		122-66101	Pieces: 10
	123-66101	Pieces: 10		124-66101	Pieces: 10		154-66101	Pieces: 10
	157-66101	Pieces: 10		161-66101	Pieces: 10		200-66101	Pieces: 10
	220-66101	Pieces: 10		221-66101	Pieces: 10			


COMPLETE UNIT WITH SCREW TERMINALS AND CLAWS



	100-66100	Pieces: 10		101-66100	Pieces: 10
---	------------------	------------	---	------------------	------------


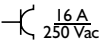
COMPLETE UNIT WITH PLUG-IN TERMINALS AND CLAWS



	100-66105	Pieces: 10		101-66105	Pieces: 10
---	------------------	------------	---	------------------	------------

Socket outlet with pin earthing, safety shutters and voltage indication

- flush-mounting depth: 34 mm



BASE WITH AMBER LED



170-33107 Pieces: 10 With screw terminals and claws

FINISHING SET WITH SMALL TRANSPARENT WINDOW



	100-66607	Pieces: 20		101-66607	Pieces: 20		102-66607	Pieces: 20
	104-66607	Pieces: 20		121-66607	Pieces: 10		122-66607	Pieces: 10
	123-66607	Pieces: 10		124-66607	Pieces: 10		154-66607	Pieces: 10
	157-66607	Pieces: 10		161-66607	Pieces: 10		200-66607	Pieces: 10
	220-66607	Pieces: 10		221-66607	Pieces: 10			

FINISHING SET WITH SMALL TRANSPARENT WINDOW FOR SPECIFIC APPLICATIONS



	197-66607	Pieces: 20		198-66607	Pieces: 20		199-66607	Pieces: 20
--	------------------	------------	--	------------------	------------	--	------------------	------------

COMPLETE UNIT WITH SCREW TERMINALS AND CLAWS AND AMBER LED



	100-66617	Pieces: 10		101-66617	Pieces: 10
--	------------------	------------	--	------------------	------------

ACCESSORIES FOR VOLTAGE INDICATION



170-37096 Pieces: 10 LED lighting element, amber




170-37097 Pieces: 10 LED lighting element, green



170-37098 Pieces: 10 LED lighting element, red



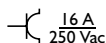
170-37099 Pieces: 10 LED lighting element, blue



Socket outlet with pin earthing, safety shutters and overvoltage protection

This socket outlet is used to protect sensitive electronic equipment (e.g. TV, hi-fi, pc, washing machines, dishwashers and medical equipment) against voltage peaks on the mains due to mains failure or indirect lightning strokes. It does not protect against voltage peaks entering the equipment via other ways (e.g. cable distribution, data lines and telephone lines). The socket outlet exclusively protects the connected device within the technical specifications as described below. The socket outlet carries the CEBEC quality mark in accordance with the IEC61643-1 and EN61643-11 standards (class III, type 3). The varistors that limit the voltage between the phase (L) and zero conductor (N) are thermally monitored. If the red LED lights up, the protection is no longer functioning (the protected device remains connected to the mains) and the overvoltage module needs to be replaced.

- nominal voltage: 250 Vac
- nominal current: 16 A
- overvoltage limitation (Up) (L-L/L-PE): 1.5 kV
- maximum peak voltage (Uoc): 4 kV
- flush-mounting depth: 38.5 mm
- suitable for flush-mounting boxes with a flush-mounting depth of 50 mm
- short-circuit current (Icc): 1.5 kA
- ambient temperature : -5 - 40 °C



BASE



170-33100 Pieces: 10 With screw terminals and claws



170-33200 Pieces: 10 With screw terminals, for screw fixing



170-33115 Pieces: 10 With plug-in terminals, for screw fixing



170-73100 Pieces: 10 With screw terminals and claws



170-73200 Pieces: 10 With screw terminals, for screw fixing



170-73105 Pieces: 10 With plug-in terminals and claws



170-73115 Pieces: 10 With plug-in terminals, for screw fixing

FINISHING SET WITH SMALL TRANSPARENT WINDOW, INCLUDING OVERVOLTAGE MODULE WITH RED LED



100-66606 Pieces: 10
104-66606 Pieces: 10
123-66606 Pieces: 10
157-66606 Pieces: 10
220-66606 Pieces: 10



101-66606 Pieces: 10
121-66606 Pieces: 10
124-66606 Pieces: 10
161-66606 Pieces: 10
221-66606 Pieces: 10



102-66606 Pieces: 10
122-66606 Pieces: 10
154-66606 Pieces: 10
200-66606 Pieces: 10

OVERVOLTAGE MODULE



170-37095 Pieces: 10 With red LED

Double socket outlet with pin earthing and safety shutters, pre-wired, horizontal, limited flush-mounting depth

For mounting into a double flush-mounting box without dividing wall.

- flush-mounting depth: 21 mm

**BASE**

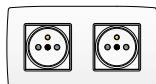
170-37701 Pieces: 5 With screw terminals, for screw fixing



170-37715 Pieces: 5 With plug-in terminals, for screw fixing

FINISHING SET

	100-66101	Pieces: 20		101-66101	Pieces: 20		102-66101	Pieces: 20
	104-66101	Pieces: 20		121-66101	Pieces: 10		122-66101	Pieces: 10
	123-66101	Pieces: 10		124-66101	Pieces: 10		154-66101	Pieces: 10
	157-66101	Pieces: 10		161-66101	Pieces: 10		200-66101	Pieces: 10
	220-66101	Pieces: 10		221-66101	Pieces: 10			

COMPLETE UNIT WITH SCREW TERMINALS AND FLUSH SURROUND PLATE, FOR SCREW FIXING

	100-66102	Pieces: 5		101-66102	Pieces: 5
--	------------------	-----------	--	------------------	-----------

Double socket outlet with pin earthing and safety shutters, pre-wired, horizontal

For mounting into a double flush-mounting box without dividing wall.

- flush-mounting depth: 28.5 mm

**BASE**

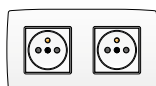
170-38701 Pieces: 5 With screw terminals, for screw fixing



170-38715 Pieces: 5 With plug-in terminals, for screw fixing

FINISHING SET

	100-66601	Pieces: 20		101-66601	Pieces: 20		102-66601	Pieces: 20
	104-66601	Pieces: 20		121-66601	Pieces: 10		122-66601	Pieces: 10
	123-66601	Pieces: 10		124-66601	Pieces: 10		154-66601	Pieces: 10
	157-66601	Pieces: 10		161-66601	Pieces: 10		200-66601	Pieces: 10
	220-66601	Pieces: 10		221-66601	Pieces: 10			

COMPLETE UNIT WITH SCREW TERMINALS AND FLUSH SURROUND PLATE, FOR SCREW FIXING

	100-66602	Pieces: 5		101-66602	Pieces: 5
--	------------------	-----------	--	------------------	-----------



Double socket outlet with side earthing and safety shutters, pre-wired, horizontal

- flush-mounting depth: 28.5 mm



BASE


170-38800

Pieces: 5

With plug-in terminals, for screw fixing

FINISHING SET


100-66901

Pieces: 20

104-66901

Pieces: 20

123-66901

Pieces: 10

157-66901

Pieces: 10

220-66901

Pieces: 10


101-66901

Pieces: 20

121-66901

Pieces: 10

124-66901

Pieces: 10

161-66901

Pieces: 10

221-66901

Pieces: 10


102-66901

Pieces: 20

122-66901

Pieces: 10

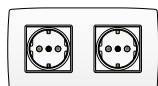
154-66901

Pieces: 10

200-66901

Pieces: 10

COMPLETE UNIT WITH PLUG-IN TERMINALS, FOR SCREW FIXING


100-67940

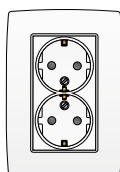
Pieces: 5


101-67940

Pieces: 5


111-67940

Pieces: 5

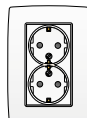


Double socket outlet with side earthing and safety shutters, ultra flat, vertical

Including flush surround plate with integrated central plate. This socket outlet can be flush-mounted in a simple flush-mounting box



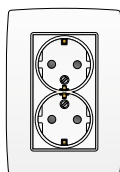
COMPLETE UNIT WITH PLUG-IN TERMINALS, FOR SCREW FIXING


100-67835

Pieces: 10

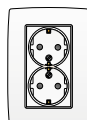

101-67835

Pieces: 10



Double socket outlet with side earthing and safety shutters, vertical

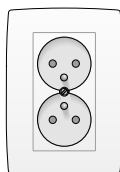
COMPLETE UNIT WITH PLUG-IN TERMINALS, FOR SCREW FIXING


100-67845

Pieces: 10


101-67845

Pieces: 10



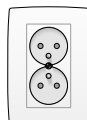
Double socket outlet with pin earthing and safety shutters, vertical

Including flush surround plate with integrated central plate. For mounting into a single flush-mounting box.

- flush-mounting depth: 31.5 mm



COMPLETE UNIT WITH SCREW TERMINALS, FOR SCREW FIXING


100-67700

Pieces: 5


101-67700

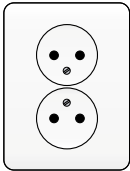
Pieces: 5

Double socket outlet without earthing, vertical

For mounting into a single flush-mounting box.

Attention: Without safety shutters.

16 A
250 Vac



COMPLETE UNIT WITH SCREW TERMINALS, FOR SCREW FIXING



100-67410 Pieces: 10 101-67410 Pieces: 10

Coloured socket outlet with side earthing and safety shutters

For emergency power supply (e.g. in hospitals):

- green for e.g. general power supply,
- orange for e.g. power supply of no break networks,
- red for e.g. power supply of data networks.



The base and the finishing set have the same colour.

- centre distance: 71 mm • flush-mounting depth: 28.5 mm

16 A
250 Vac

COMPLETE UNIT WITH PLUG-IN TERMINALS, FOR SCREW FIXING



197-66915 Pieces: 10 198-66915 Pieces: 10 199-66915 Pieces: 10

Coloured socket outlet with pin earthing and safety shutters

For emergency power supply (e.g. in hospitals):

- green for e.g. general power supply,
- orange for e.g. power supply of no break networks,
- red for e.g. power supply of data networks.



The base and the finishing set have the same colour.

- flush-mounting depth: 28.5 mm

16 A
250 Vac

COMPLETE UNIT WITH SCREW TERMINALS AND CLAWS



195-66600 Pieces: 10 196-66600 Pieces: 10 197-66600 Pieces: 10
198-66600 Pieces: 10 199-66600 Pieces: 10



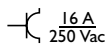
Coloured socket outlet with pin earthing and safety shutters, limited flush-mounting depth

For emergency power supply (e.g. in hospitals):

- green for e.g. general power supply,
- orange for e.g. power supply of no break networks,
- red for e.g. power supply of data networks.

The base and the finishing set have the same colour.

- flush-mounting depth: 21 mm



COMPLETE UNIT WITH SCREW TERMINALS AND CLAWS



197-66100

Pieces: 10



198-66100

Pieces: 10



199-66100

Pieces: 10



Coloured socket outlet with pin earthing, safety shutters and voltage indication

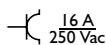
For emergency power supply (e.g. in hospitals):

- green for e.g. general power supply,
- orange for e.g. power supply of no break networks,
- red for e.g. power supply of data networks.

The base and the finishing set have the same colour.

The base has a green LED.

- flush-mounting depth: 28.5 mm



COMPLETE UNIT WITH SCREW TERMINALS AND CLAWS



195-66617

Pieces: 10



198-66617

Pieces: 10



196-66617

Pieces: 10



199-66617

Pieces: 10



197-66617

Pieces: 10

ACCESSORIES FOR VOLTAGE INDICATION



170-37096

Pieces: 10

LED lighting element, amber



170-37097

Pieces: 10

LED lighting element, green



170-37098

Pieces: 10

LED lighting element, red



170-37099

Pieces: 10

LED lighting element, blue

Coloured socket outlet with pin earthing and safety shutters, for mounting into floor boxes

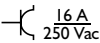
For emergency power supply (e.g. in hospitals):

- green for e.g. general power supply,
- orange for e.g. power supply of no break networks,
- red for e.g. power supply of data networks.





The base and the finishing set have the same colour.


- flush-mounting depth: 28.5 mm




COMPLETE UNIT WITH SCREW TERMINALS, FOR SCREW FIXING



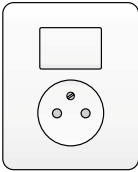
 **100-26610** Pieces: 10
 **199-26610** Pieces: 10

 **197-26610** Pieces: 10

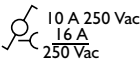
 **198-26610** Pieces: 10

Combination of two-way switch and socket outlet without earthing

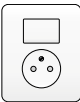
For mounting into a single flush-mounting box.





Attention: Without safety shutter.



COMPLETE UNIT WITH SCREW TERMINALS, FOR SCREW FIXING

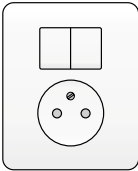


 **100-62416** Pieces: 10

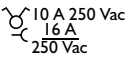
 **101-62416** Pieces: 10

Combination of two-circuit switch and socket outlet without earthing

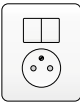
For mounting into a single flush-mounting box.





Attention: Without safety shutter.



COMPLETE UNIT WITH SCREW TERMINALS, FOR SCREW FIXING

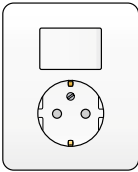


 **100-62415** Pieces: 10

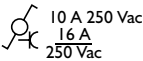
 **101-62415** Pieces: 10

Combination of two-way switch and socket outlet with side earthing

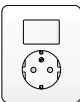
For mounting into a single flush-mounting box.




Attention: Without safety shutter.

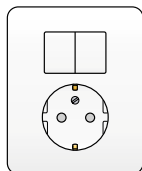


COMPLETE UNIT WITH SCREW TERMINALS, FOR SCREW FIXING



 **100-62816** Pieces: 5

 **101-62816** Pieces: 5



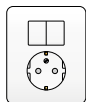
Combination of two-circuit switch and socket outlet with side earthing

For mounting into a single flush-mounting box.

Attention: Without safety shutter.


10 A 250 Vac
16 A
250 Vac

COMPLETE UNIT WITH SCREW TERMINALS, FOR SCREW FIXING



100-62815 Pieces: 5

101-62815 Pieces: 5



NEW

Smart USB charger 3,5 A

This smart USB charger charges one or two mobile devices, such as mobile telephones, tablets, cameras, MP3 players and navigational devices. The devices must be suitable for charging via a USB port.

The “smart” functionality ensures that the mobile device is charged in the fastest way possible (dynamic device recognition).

- mounting: flush-mounting box with flush-mounting depth of minimum 50 mm
- power supply voltage: 100 – 230 V AC \pm 10%, 50 – 60 Hz
- maximum power consumption: 200 mA (230 V AC)
- stand-by consumption: < 100 mW (230 V AC)
- output voltage: 5 V DC \pm 5%
- USB connection: 2.0 (type A)
- maximum output current: 3500 mA at Ta 35 °C
- connection terminals: 2 (maximum capacity per screw terminal: 2 x 2.5 mm²)
- overvoltage category III
- charging behaviour in compliance with IEC62694
- CE marked
- USB C ready, if correct cable is used
- dynamic device recognition

BASE



420-00510 Pieces: 6

With screw terminals and claw fixing



420-00511 Pieces: 6

With screw terminals, for screw fixing

FINISHING SET



100-68001 Pieces: 10

104-68001 Pieces: 10

123-68001 Pieces: 10

157-68001 Pieces: 10

220-68001 Pieces: 10

101-68001 Pieces: 10

121-68001 Pieces: 10

124-68001 Pieces: 10

161-68001 Pieces: 10

221-68001 Pieces: 10

102-68001 Pieces: 10

122-68001 Pieces: 10

154-68001 Pieces: 10

200-68001 Pieces: 10

Double potential-equalisation socket outlet

- centre distance: 20 mm
- 1 x 6 mm² and 4 x 2.5 mm²



BASE



170-09510 Pieces: 10 With screw terminals, for screw fixing

FINISHING SET



 **100-69512** Pieces: 10  **101-69512** Pieces: 10

COMPLETE UNIT FOR SCREW FIXING



 **100-69510** Pieces: 10  **101-69510** Pieces: 10

ACCESSORIES



170-39513 Pieces: 10 Hooked binding post for extra flexible cable



Single-pole switch

10 A
250 Vac

BASE



170-01100 Pieces: 10 With screw terminals and claws



170-01101 Pieces: 10 With screw terminals, for screw fixing



170-01115 Pieces: 10 With plug-in terminals, for screw fixing



170-71100 Pieces: 10 With screw terminals and claws (centre distance: 71 mm)



170-71101 Pieces: 10 With screw terminals, for screw fixing (centre distance: 71 mm)



170-71105 Pieces: 10 With plug-in terminals and claws (centre distance: 71 mm)



170-71115 Pieces: 10 With plug-in terminals, for screw fixing (centre distance: 71 mm)

FINISHING SET



100-61105 Pieces: 20
104-61105 Pieces: 20
123-61105 Pieces: 10
157-61105 Pieces: 10
220-61105 Pieces: 10



101-61105 Pieces: 20
121-61105 Pieces: 10
124-61105 Pieces: 10
161-61105 Pieces: 10
221-61105 Pieces: 10



102-61105 Pieces: 20
122-61105 Pieces: 10
154-61105 Pieces: 10
200-61105 Pieces: 10

FINISHING SET WITH TRANSPARENT TEXT FIELD



100-60905 Pieces: 20
104-60905 Pieces: 20
123-60905 Pieces: 10
157-60905 Pieces: 10
220-60905 Pieces: 10



101-60905 Pieces: 20
121-60905 Pieces: 10
124-60905 Pieces: 10
161-60905 Pieces: 10
221-60905 Pieces: 10



102-60905 Pieces: 20
122-60905 Pieces: 10
154-60905 Pieces: 10
200-60905 Pieces: 10

FINISHING SET WITH SMALL TRANSPARENT WINDOW (SEE ACCESSORIES FOR LED LIGHTING ELEMENTS)



100-60005 Pieces: 20
104-60005 Pieces: 20
123-60005 Pieces: 10
157-60005 Pieces: 10
220-60005 Pieces: 10



101-60005 Pieces: 20
121-60005 Pieces: 10
124-60005 Pieces: 10
161-60005 Pieces: 10
221-60005 Pieces: 10



102-60005 Pieces: 20
122-60005 Pieces: 10
154-60005 Pieces: 10
200-60005 Pieces: 10

COMPLETE UNIT WITH SCREW TERMINALS AND CLAWS



100-61100 Pieces: 10



101-61100 Pieces: 10

Two-pole switch

 10 A
250 Vac


BASE

**170-01200** Pieces: 10 With screw terminals and claws**170-01201** Pieces: 10 With screw terminals, for screw fixing**170-01215** Pieces: 10 With plug-in terminals, for screw fixing**170-71200** Pieces: 10 With screw terminals and claws (centre distance: 71 mm)**170-71201** Pieces: 10 With screw terminals, for screw fixing (centre distance: 71 mm)**170-71205** Pieces: 10 With plug-in terminals and claws (centre distance: 71 mm)**170-71215** Pieces: 10 With plug-in terminals, for screw fixing (centre distance: 71 mm)

FINISHING SET



	100-61105	Pieces: 20		101-61105	Pieces: 20		102-61105	Pieces: 20
	104-61105	Pieces: 20		121-61105	Pieces: 10		122-61105	Pieces: 10
	123-61105	Pieces: 10		124-61105	Pieces: 10		154-61105	Pieces: 10
	157-61105	Pieces: 10		161-61105	Pieces: 10		200-61105	Pieces: 10
	220-61105	Pieces: 10		221-61105	Pieces: 10			

FINISHING SET WITH TRANSPARENT TEXT FIELD



	100-60905	Pieces: 20		101-60905	Pieces: 20		102-60905	Pieces: 20
	104-60905	Pieces: 20		121-60905	Pieces: 10		122-60905	Pieces: 10
	123-60905	Pieces: 10		124-60905	Pieces: 10		154-60905	Pieces: 10
	157-60905	Pieces: 10		161-60905	Pieces: 10		200-60905	Pieces: 10
	220-60905	Pieces: 10		221-60905	Pieces: 10			

FINISHING SET WITH SMALL TRANSPARENT WINDOW (SEE ACCESSORIES FOR LED LIGHTING ELEMENTS)



	100-60005	Pieces: 20		101-60005	Pieces: 20		102-60005	Pieces: 20
	104-60005	Pieces: 20		121-60005	Pieces: 10		122-60005	Pieces: 10
	123-60005	Pieces: 10		124-60005	Pieces: 10		154-60005	Pieces: 10
	157-60005	Pieces: 10		161-60005	Pieces: 10		200-60005	Pieces: 10
	220-60005	Pieces: 10		221-60005	Pieces: 10			

COMPLETE UNIT WITH SCREW TERMINALS AND CLAWS



	100-61200	Pieces: 10		101-61200	Pieces: 10
--	------------------	------------	--	------------------	------------



Two-pole switch, 16 A

16 A
250 Vac

BASE



170-01300 Pieces: 10 With screw terminals and claws



170-01301 Pieces: 10 With screw terminals, for screw fixing



170-01315 Pieces: 10 With plug-in terminals, for screw fixing



170-71300 Pieces: 10 With screw terminals and claws (centre distance: 71 mm)



170-71301 Pieces: 10 With screw terminals, for screw fixing (centre distance: 71 mm)



170-71305 Pieces: 10 With plug-in terminals and claws (centre distance: 71 mm)



170-71315 Pieces: 10 With plug-in terminals, for screw fixing (centre distance: 71 mm)

FINISHING SET



100-61105 Pieces: 20
104-61105 Pieces: 20
123-61105 Pieces: 10
157-61105 Pieces: 10
220-61105 Pieces: 10



101-61105 Pieces: 20
121-61105 Pieces: 10
124-61105 Pieces: 10
161-61105 Pieces: 10
221-61105 Pieces: 10



102-61105 Pieces: 20
122-61105 Pieces: 10
154-61105 Pieces: 10
200-61105 Pieces: 10

FINISHING SET WITH TRANSPARENT TEXT FIELD



100-60905 Pieces: 20
104-60905 Pieces: 20
123-60905 Pieces: 10
157-60905 Pieces: 10
220-60905 Pieces: 10



101-60905 Pieces: 20
121-60905 Pieces: 10
124-60905 Pieces: 10
161-60905 Pieces: 10
221-60905 Pieces: 10



102-60905 Pieces: 20
122-60905 Pieces: 10
154-60905 Pieces: 10
200-60905 Pieces: 10

FINISHING SET WITH SMALL TRANSPARENT WINDOW (SEE ACCESSORIES FOR LED LIGHTING ELEMENTS)



100-60005 Pieces: 20
104-60005 Pieces: 20
123-60005 Pieces: 10
157-60005 Pieces: 10
220-60005 Pieces: 10



101-60005 Pieces: 20
121-60005 Pieces: 10
124-60005 Pieces: 10
161-60005 Pieces: 10
221-60005 Pieces: 10




102-60005 Pieces: 20
122-60005 Pieces: 10
154-60005 Pieces: 10
200-60005 Pieces: 10

COMPLETE UNIT WITH SCREW TERMINALS AND CLAWS



100-61300 Pieces: 10

Two-way switch

 10 A
250 Vac


BASE


170-01600 Pieces: 10 With screw terminals and claws

170-01601 Pieces: 10 With screw terminals, for screw fixing

170-01615 Pieces: 10 With plug-in terminals, for screw fixing

170-71600 Pieces: 10 With screw terminals and claws (centre distance: 71 mm)

170-71601 Pieces: 10 With screw terminals, for screw fixing (centre distance: 71 mm)

170-71605 Pieces: 10 With plug-in terminals and claws (centre distance: 71 mm)

170-71615 Pieces: 10 With plug-in terminals, for screw fixing (centre distance: 71 mm)




FINISHING SET



	100-61105	Pieces: 20		101-61105	Pieces: 20		102-61105	Pieces: 20
	104-61105	Pieces: 20		121-61105	Pieces: 10		122-61105	Pieces: 10
	123-61105	Pieces: 10		124-61105	Pieces: 10		154-61105	Pieces: 10
	157-61105	Pieces: 10		161-61105	Pieces: 10		200-61105	Pieces: 10
	220-61105	Pieces: 10		221-61105	Pieces: 10			













FINISHING SET WITH TRANSPARENT TEXT FIELD



	100-60905	Pieces: 20		101-60905	Pieces: 20		102-60905	Pieces: 20
	104-60905	Pieces: 20		121-60905	Pieces: 10		122-60905	Pieces: 10
	123-60905	Pieces: 10		124-60905	Pieces: 10		154-60905	Pieces: 10
	157-60905	Pieces: 10		161-60905	Pieces: 10		200-60905	Pieces: 10
	220-60905	Pieces: 10		221-60905	Pieces: 10			

FINISHING SET WITH SMALL TRANSPARENT WINDOW (SEE ACCESSORIES FOR LED LIGHTING ELEMENTS)



	100-60005	Pieces: 20		101-60005	Pieces: 20		102-60005	Pieces: 20
	104-60005	Pieces: 20		121-60005	Pieces: 10		122-60005	Pieces: 10
	123-60005	Pieces: 10		124-60005	Pieces: 10		154-60005	Pieces: 10
	157-60005	Pieces: 10		161-60005	Pieces: 10		200-60005	Pieces: 10
	220-60005	Pieces: 10		221-60005	Pieces: 10			

FINISHING SET FOR MECHANICALLY CONTROLLED VENTILATION CONTROL



	100-61106	Pieces: 20		101-61106	Pieces: 20		102-61106	Pieces: 20
	104-61106	Pieces: 20		121-61106	Pieces: 10		122-61106	Pieces: 10
	123-61106	Pieces: 10		124-61106	Pieces: 10		154-61106	Pieces: 10
	157-61106	Pieces: 10		161-61106	Pieces: 10		200-61106	Pieces: 10
	220-61106	Pieces: 10		221-61106	Pieces: 10			


COMPLETE UNIT WITH SCREW TERMINALS AND CLAWS



	100-61600	Pieces: 10		101-61600	Pieces: 10
---	------------------	------------	---	------------------	------------

COMPLETE UNIT WITH PLUG-IN TERMINALS, FOR SCREW FIXING



	100-81615	Pieces: 10		101-81615	Pieces: 10
---	------------------	------------	---	------------------	------------

Flush surround plates to be ordered separately. Product drawings purely illustrative.



Two-way switch, 16 A

16 A
250 Vac

BASE



170-01616 Pieces: 10 With screw terminals and claws



170-01661 Pieces: 10 With screw terminals, for screw fixing



170-01671 Pieces: 10 With plug-in terminals, for screw fixing



170-71616 Pieces: 10 With screw terminals and claws (centre distance: 71 mm)



170-71617 Pieces: 10 With plug-in terminals and claws (centre distance: 71 mm)



170-71661 Pieces: 10 With screw terminals, for screw fixing (centre distance: 71 mm)



170-71671 Pieces: 10 With plug-in terminals, for screw fixing (centre distance: 71 mm)

FINISHING SET



100-61105 Pieces: 20
104-61105 Pieces: 20
123-61105 Pieces: 10
157-61105 Pieces: 10
220-61105 Pieces: 10



101-61105 Pieces: 20
121-61105 Pieces: 10
124-61105 Pieces: 10
161-61105 Pieces: 10
221-61105 Pieces: 10



102-61105 Pieces: 20
122-61105 Pieces: 10
154-61105 Pieces: 10
200-61105 Pieces: 10

FINISHING SET WITH TRANSPARENT TEXT FIELD



100-60905 Pieces: 20
104-60905 Pieces: 20
123-60905 Pieces: 10
157-60905 Pieces: 10
220-60905 Pieces: 10



101-60905 Pieces: 20
121-60905 Pieces: 10
124-60905 Pieces: 10
161-60905 Pieces: 10
221-60905 Pieces: 10



102-60905 Pieces: 20
122-60905 Pieces: 10
154-60905 Pieces: 10
200-60905 Pieces: 10

FINISHING SET WITH SMALL TRANSPARENT WINDOW (SEE ACCESSORIES FOR LED LIGHTING ELEMENTS)



100-60005 Pieces: 20
104-60005 Pieces: 20
123-60005 Pieces: 10
157-60005 Pieces: 10
220-60005 Pieces: 10



101-60005 Pieces: 20
121-60005 Pieces: 10
124-60005 Pieces: 10
161-60005 Pieces: 10
221-60005 Pieces: 10



102-60005 Pieces: 20
122-60005 Pieces: 10
154-60005 Pieces: 10
200-60005 Pieces: 10

FINISHING SET FOR MECHANICALLY CONTROLLED VENTILATION CONTROL



100-61106 Pieces: 20
104-61106 Pieces: 20
123-61106 Pieces: 10
157-61106 Pieces: 10
220-61106 Pieces: 10



101-61106 Pieces: 20
121-61106 Pieces: 10
124-61106 Pieces: 10
161-61106 Pieces: 10
221-61106 Pieces: 10



102-61106 Pieces: 20
122-61106 Pieces: 10
154-61106 Pieces: 10
200-61106 Pieces: 10

COMPLETE UNIT WITH SCREW TERMINALS AND CLAWS



100-61616 Pieces: 10



101-61616 Pieces: 10

Intermediate switch

 10 A
250 Vac






BASE

	170-01700	Pieces: 10	With screw terminals and claws
	170-01701	Pieces: 10	With screw terminals, for screw fixing
	170-01715	Pieces: 10	With plug-in terminals, for screw fixing
	170-71700	Pieces: 10	With screw terminals and claws (centre distance: 71 mm)
	170-71701	Pieces: 10	With screw terminals, for screw fixing (centre distance: 71 mm)
	170-71705	Pieces: 10	With plug-in terminals and claws (centre distance: 71 mm)
	170-71715	Pieces: 10	With plug-in terminals, for screw fixing (centre distance: 71 mm)
















FINISHING SET

		100-61105	Pieces: 20		101-61105	Pieces: 20		102-61105	Pieces: 20
		104-61105	Pieces: 20		121-61105	Pieces: 10		122-61105	Pieces: 10
		123-61105	Pieces: 10		124-61105	Pieces: 10		154-61105	Pieces: 10
		157-61105	Pieces: 10		161-61105	Pieces: 10		200-61105	Pieces: 10
		220-61105	Pieces: 10		221-61105	Pieces: 10			


FINISHING SET WITH TRANSPARENT TEXT FIELD

		100-60905	Pieces: 20		101-60905	Pieces: 20		102-60905	Pieces: 20
		104-60905	Pieces: 20		121-60905	Pieces: 10		122-60905	Pieces: 10
		123-60905	Pieces: 10		124-60905	Pieces: 10		154-60905	Pieces: 10
		157-60905	Pieces: 10		161-60905	Pieces: 10		200-60905	Pieces: 10
		220-60905	Pieces: 10		221-60905	Pieces: 10			

FINISHING SET WITH SMALL TRANSPARENT WINDOW (SEE ACCESSORIES FOR LED LIGHTING ELEMENTS)

		100-60005	Pieces: 20		101-60005	Pieces: 20		102-60005	Pieces: 20
		104-60005	Pieces: 20		121-60005	Pieces: 10		122-60005	Pieces: 10
		123-60005	Pieces: 10		124-60005	Pieces: 10		154-60005	Pieces: 10
		157-60005	Pieces: 10		161-60005	Pieces: 10		200-60005	Pieces: 10
		220-60005	Pieces: 10		221-60005	Pieces: 10			

COMPLETE UNIT WITH SCREW TERMINALS AND CLAWS

		100-61700	Pieces: 10		101-61700	Pieces: 10
--	---	------------------	------------	---	------------------	------------

COMPLETE UNIT WITH PLUG-IN TERMINALS, FOR SCREW FIXING

		100-81715	Pieces: 10		101-81715	Pieces: 10
--	---	------------------	------------	---	------------------	------------



Two-pole two-way switch

10 A
250 Vac

BASE



170-02200 Pieces: 10 With screw terminals and claws



170-02201 Pieces: 10 With screw terminals, for screw fixing



170-02215 Pieces: 10 With plug-in terminals, for screw fixing



170-72200 Pieces: 10 With screw terminals and claws (centre distance: 71 mm)



170-72201 Pieces: 10 With screw terminals, for screw fixing (centre distance: 71 mm)



170-72205 Pieces: 10 With plug-in terminals and claws (centre distance: 71 mm)



170-72215 Pieces: 10 With plug-in terminals, for screw fixing (centre distance: 71 mm)

FINISHING SET



100-61105 Pieces: 20
104-61105 Pieces: 20
123-61105 Pieces: 10
157-61105 Pieces: 10
220-61105 Pieces: 10



101-61105 Pieces: 20
121-61105 Pieces: 10
124-61105 Pieces: 10
161-61105 Pieces: 10
221-61105 Pieces: 10



102-61105 Pieces: 20
122-61105 Pieces: 10
154-61105 Pieces: 10
200-61105 Pieces: 10

FINISHING SET WITH TRANSPARENT TEXT FIELD



100-60905 Pieces: 20
104-60905 Pieces: 20
123-60905 Pieces: 10
157-60905 Pieces: 10
220-60905 Pieces: 10



101-60905 Pieces: 20
121-60905 Pieces: 10
124-60905 Pieces: 10
161-60905 Pieces: 10
221-60905 Pieces: 10



102-60905 Pieces: 20
122-60905 Pieces: 10
154-60905 Pieces: 10
200-60905 Pieces: 10

FINISHING SET WITH SMALL TRANSPARENT WINDOW (SEE ACCESSORIES FOR LED LIGHTING ELEMENTS)



100-60005 Pieces: 20
104-60005 Pieces: 20
123-60005 Pieces: 10
157-60005 Pieces: 10
220-60005 Pieces: 10



101-60005 Pieces: 20
121-60005 Pieces: 10
124-60005 Pieces: 10
161-60005 Pieces: 10
221-60005 Pieces: 10



102-60005 Pieces: 20
122-60005 Pieces: 10
154-60005 Pieces: 10
200-60005 Pieces: 10

FINISHING SET FOR MECHANICALLY CONTROLLED VENTILATION CONTROL



100-61106 Pieces: 20
104-61106 Pieces: 20
123-61106 Pieces: 10
157-61106 Pieces: 10
220-61106 Pieces: 10



101-61106 Pieces: 20
121-61106 Pieces: 10
124-61106 Pieces: 10
161-61106 Pieces: 10
221-61106 Pieces: 10



102-61106 Pieces: 20
122-61106 Pieces: 10
154-61106 Pieces: 10
200-61106 Pieces: 10

COMPLETE UNIT WITH SCREW TERMINALS AND CLAWS



100-62200 Pieces: 10



101-62200 Pieces: 10

Hotel card switch, NO or NC

The LED lighting element needs to be ordered separately (see accessories). This switch is suitable for cards having a thickness of 0.75 to 1.2 mm and a width of 45 to 54 mm.



BASE



170-03000 Pieces: 10 With screw terminals and claws



170-03001 Pieces: 10 With screw terminals, for screw fixing



170-03015 Pieces: 10 With plug-in terminals, for screw fixing



170-73000 Pieces: 10 With screw terminals and claws (centre distance: 71 mm)



170-73005 Pieces: 10 With plug-in terminals and claws (centre distance: 71 mm)
















170-73001 Pieces: 10 With screw terminals, for screw fixing (centre distance: 71 mm)



170-73015 Pieces: 10 With plug-in terminals, for screw fixing (centre distance: 71 mm)















FINISHING SET



	100-61901	Pieces: 10		101-61901	Pieces: 10		102-61901	Pieces: 10
	104-61901	Pieces: 10		121-61901	Pieces: 10		122-61901	Pieces: 10
	123-61901	Pieces: 10		124-61901	Pieces: 10		154-61901	Pieces: 10
	157-61901	Pieces: 10		161-61901	Pieces: 10		200-61901	Pieces: 10
	220-61901	Pieces: 10		221-61901	Pieces: 10			

COMPLETE UNIT WITH SCREW TERMINALS AND CLAWS



	100-61900	Pieces: 10		101-61900	Pieces: 10		102-61900	Pieces: 10
	104-61900	Pieces: 10		121-61900	Pieces: 10		122-61900	Pieces: 10
	123-61900	Pieces: 10		124-61900	Pieces: 10		154-61900	Pieces: 10
	157-61900	Pieces: 10		161-61900	Pieces: 10		200-61900	Pieces: 10
	220-61900	Pieces: 10		221-61900	Pieces: 10			



Two-circuit switch

10 A
250 Vac

BASE



170-01500 Pieces: 10 With screw terminals and claws



170-01501 Pieces: 10 With screw terminals, for screw fixing



170-01515 Pieces: 10 With plug-in terminals, for screw fixing



170-71500 Pieces: 10 With screw terminals and claws (centre distance: 71 mm)



170-71501 Pieces: 10 With screw terminals, for screw fixing (centre distance: 71 mm)



170-71505 Pieces: 10 With plug-in terminals and claws (centre distance: 71 mm)



170-71515 Pieces: 10 With plug-in terminals, for screw fixing (centre distance: 71 mm)

FINISHING SET



100-61505 Pieces: 20
104-61505 Pieces: 20
123-61505 Pieces: 10
157-61505 Pieces: 10
220-61505 Pieces: 10



101-61505 Pieces: 20
121-61505 Pieces: 10
124-61505 Pieces: 10
161-61505 Pieces: 10
221-61505 Pieces: 10



102-61505 Pieces: 20
122-61505 Pieces: 10
154-61505 Pieces: 10
200-61505 Pieces: 10

FINISHING SET WITH TWO SMALL TRANSPARENT WINDOWS (SEE ACCESSORIES FOR LED LIGHTING ELEMENTS)



100-61507 Pieces: 20
104-61507 Pieces: 20
123-61507 Pieces: 10
157-61507 Pieces: 10
220-61507 Pieces: 10



101-61507 Pieces: 20
121-61507 Pieces: 10
124-61507 Pieces: 10
161-61507 Pieces: 10
221-61507 Pieces: 10



102-61507 Pieces: 20
122-61507 Pieces: 10
154-61507 Pieces: 10
200-61507 Pieces: 10

COMPLETE UNIT WITH SCREW TERMINALS AND CLAWS



100-61500 Pieces: 10



101-61500 Pieces: 10

COMPLETE UNIT WITH PLUG-IN TERMINALS, FOR SCREW FIXING



100-81515 Pieces: 10



101-81515 Pieces: 10

Two-way switch + NO push-button



10 A
250 Vac

BASE

	170-05600	Pieces: 10	With screw terminals and claws
	170-05601	Pieces: 10	With screw terminals, for screw fixing
	170-05615	Pieces: 10	With plug-in terminals, for screw fixing
	170-75600	Pieces: 10	With screw terminals and claws (centre distance: 71 mm)
	170-75601	Pieces: 10	With screw terminals, for screw fixing (centre distance: 71 mm)
	170-75605	Pieces: 10	With plug-in terminals and claws (centre distance: 71 mm)
	170-75615	Pieces: 10	With plug-in terminals, for screw fixing (centre distance: 71 mm)

FINISHING SET

		100-61505	Pieces: 20		101-61505	Pieces: 20		102-61505	Pieces: 20
		104-61505	Pieces: 20		121-61505	Pieces: 10		122-61505	Pieces: 10
		123-61505	Pieces: 10		124-61505	Pieces: 10		154-61505	Pieces: 10
		157-61505	Pieces: 10		161-61505	Pieces: 10		200-61505	Pieces: 10
		220-61505	Pieces: 10		221-61505	Pieces: 10			

FINISHING SET WITH TWO SMALL TRANSPARENT WINDOWS (SEE ACCESSORIES FOR LED LIGHTING ELEMENTS)

		100-61507	Pieces: 20		101-61507	Pieces: 20		102-61507	Pieces: 20
		104-61507	Pieces: 20		121-61507	Pieces: 10		122-61507	Pieces: 10
		123-61507	Pieces: 10		124-61507	Pieces: 10		154-61507	Pieces: 10
		157-61507	Pieces: 10		161-61507	Pieces: 10		200-61507	Pieces: 10
		220-61507	Pieces: 10		221-61507	Pieces: 10			

COMPLETE UNIT WITH SCREW TERMINALS AND CLAWS

		100-65016	Pieces: 10
--	--	-----------	------------



Double two-way switch

10 A
250 Vac

BASE



170-02600 Pieces: 10 With screw terminals and claws



170-02601 Pieces: 10 With screw terminals, for screw fixing



170-02615 Pieces: 10 With plug-in terminals, for screw fixing



170-72600 Pieces: 10 With screw terminals and claws (centre distance: 71 mm)



170-72601 Pieces: 10 With screw terminals, for screw fixing (centre distance: 71 mm)



170-72605 Pieces: 10 With plug-in terminals and claws (centre distance: 71 mm)



170-72615 Pieces: 10 With plug-in terminals, for screw fixing (centre distance: 71 mm)

FINISHING SET



100-61505 Pieces: 20
104-61505 Pieces: 20
123-61505 Pieces: 10
157-61505 Pieces: 10
220-61505 Pieces: 10



101-61505 Pieces: 20
121-61505 Pieces: 10
124-61505 Pieces: 10
161-61505 Pieces: 10
221-61505 Pieces: 10



102-61505 Pieces: 20
122-61505 Pieces: 10
154-61505 Pieces: 10
200-61505 Pieces: 10

FINISHING SET WITH TWO SMALL TRANSPARENT WINDOWS (SEE ACCESSORIES FOR LED LIGHTING ELEMENTS)



100-61507 Pieces: 20
104-61507 Pieces: 20
123-61507 Pieces: 10
157-61507 Pieces: 10
220-61507 Pieces: 10



101-61507 Pieces: 20
121-61507 Pieces: 10
124-61507 Pieces: 10
161-61507 Pieces: 10
221-61507 Pieces: 10



102-61507 Pieces: 20
122-61507 Pieces: 10
154-61507 Pieces: 10
200-61507 Pieces: 10

COMPLETE UNIT WITH SCREW TERMINALS AND CLAWS



100-62600 Pieces: 10



101-62600 Pieces: 10

Single-pole control switch with three connection terminals



10 A
250 Vac

BASE



170-07100 Pieces: 10 With screw terminals and claws



170-07101 Pieces: 10 With screw terminals, for screw fixing



170-07115 Pieces: 10 With plug-in terminals, for screw fixing



170-77100 Pieces: 10 With screw terminals and claws (centre distance: 71 mm)



170-77101 Pieces: 10 With screw terminals, for screw fixing (centre distance: 71 mm)



170-77105 Pieces: 10 With plug-in terminals and claws (centre distance: 71 mm)



170-77115 Pieces: 10 With plug-in terminals, for screw fixing (centre distance: 71 mm)

FINISHING SET WITH SMALL TRANSPARENT WINDOW (SEE ACCESSORIES FOR LED LIGHTING ELEMENTS)



	100-60005	Pieces: 20		101-60005	Pieces: 20		102-60005	Pieces: 20
	104-60005	Pieces: 20		121-60005	Pieces: 10		122-60005	Pieces: 10
	123-60005	Pieces: 10		124-60005	Pieces: 10		154-60005	Pieces: 10
	157-60005	Pieces: 10		161-60005	Pieces: 10		200-60005	Pieces: 10
	220-60005	Pieces: 10		221-60005	Pieces: 10			

COMPLETE UNIT WITH SCREW TERMINALS AND CLAWS



	100-67100	Pieces: 10		101-67100	Pieces: 10
--	------------------	------------	--	------------------	------------



Two-pole control switch

10 A
250 Vac

BASE



170-01200 Pieces: 10 With screw terminals and claws



170-01201 Pieces: 10 With screw terminals, for screw fixing



170-01215 Pieces: 10 With plug-in terminals, for screw fixing



170-71200 Pieces: 10 With screw terminals and claws (centre distance: 71 mm)



170-71201 Pieces: 10 With screw terminals, for screw fixing (centre distance: 71 mm)



170-71205 Pieces: 10 With plug-in terminals and claws (centre distance: 71 mm)



170-71215 Pieces: 10 With plug-in terminals, for screw fixing (centre distance: 71 mm)

FINISHING SET WITH SMALL TRANSPARENT WINDOW (SEE ACCESSORIES FOR LED LIGHTING ELEMENTS)



100-60005 Pieces: 20
104-60005 Pieces: 20
123-60005 Pieces: 10
157-60005 Pieces: 10
220-60005 Pieces: 10



101-60005 Pieces: 20
121-60005 Pieces: 10
124-60005 Pieces: 10
161-60005 Pieces: 10
221-60005 Pieces: 10



102-60005 Pieces: 20
122-60005 Pieces: 10
154-60005 Pieces: 10
200-60005 Pieces: 10

COMPLETE UNIT WITH SCREW TERMINALS AND CLAWS



100-67200 Pieces: 10



101-67200 Pieces: 10

Two-pole control switch, 16 A



10 A
250 Vac

BASE



170-01300 Pieces: 10 With screw terminals and claws



170-01301 Pieces: 10 With screw terminals, for screw fixing



170-01315 Pieces: 10 With plug-in terminals, for screw fixing



170-71300 Pieces: 10 With screw terminals and claws (centre distance: 71 mm)



170-71301 Pieces: 10 With screw terminals, for screw fixing (centre distance: 71 mm)

















170-71305 Pieces: 10 With plug-in terminals and claws (centre distance: 71 mm)



170-71315 Pieces: 10 With plug-in terminals, for screw fixing (centre distance: 71 mm)

FINISHING SET WITH SMALL TRANSPARENT WINDOW (SEE ACCESSORIES FOR LED LIGHTING ELEMENTS)



	100-60005	Pieces: 20		101-60005	Pieces: 20		102-60005	Pieces: 20
	104-60005	Pieces: 20		121-60005	Pieces: 10		122-60005	Pieces: 10
	123-60005	Pieces: 10		124-60005	Pieces: 10		154-60005	Pieces: 10
	157-60005	Pieces: 10		161-60005	Pieces: 10		200-60005	Pieces: 10
	220-60005	Pieces: 10		221-60005	Pieces: 10			

COMPLETE UNIT WITH SCREW TERMINALS AND CLAWS



	100-67300	Pieces: 10		101-67300	Pieces: 10
---	------------------	------------	---	------------------	------------



Two-way control switch with four connection terminals

10 A
250 Vac













BASE



170-07600	Pieces: 10	With screw terminals and claws
170-07601	Pieces: 10	With screw terminals, for screw fixing
170-07615	Pieces: 10	With plug-in terminals, for screw fixing
170-77600	Pieces: 10	With screw terminals and claws (centre distance: 71 mm)
170-77601	Pieces: 10	With screw terminals, for screw fixing (centre distance: 71 mm)
170-77605	Pieces: 10	With plug-in terminals and claws (centre distance: 71 mm)
170-77615	Pieces: 10	With plug-in terminals, for screw fixing (centre distance: 71 mm)

FINISHING SET WITH SMALL TRANSPARENT WINDOW (SEE ACCESSORIES FOR LED LIGHTING ELEMENTS)



	100-60005	Pieces: 20		101-60005	Pieces: 20		102-60005	Pieces: 20
	104-60005	Pieces: 20		121-60005	Pieces: 10		122-60005	Pieces: 10
	123-60005	Pieces: 10		124-60005	Pieces: 10		154-60005	Pieces: 10
	157-60005	Pieces: 10		161-60005	Pieces: 10		200-60005	Pieces: 10
	220-60005	Pieces: 10		221-60005	Pieces: 10			

COMPLETE UNIT WITH SCREW TERMINALS AND CLAWS



	100-67600	Pieces: 10		101-67600	Pieces: 10
---	------------------	------------	---	------------------	------------

Two-pole pull switch

10 A
250 Vac



BASE



170-01200 Pieces: 10 With screw terminals and claws



170-01201 Pieces: 10 With screw terminals, for screw fixing



170-01215 Pieces: 10 With plug-in terminals, for screw fixing



170-71200 Pieces: 10 With screw terminals and claws (centre distance: 71 mm)



170-71201 Pieces: 10 With screw terminals, for screw fixing (centre distance: 71 mm)

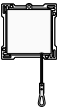


170-71205 Pieces: 10 With plug-in terminals and claws (centre distance: 71 mm)



170-71215 Pieces: 10 With plug-in terminals, for screw fixing (centre distance: 71 mm)

FINISHING SET



100-63606 Pieces: 10
104-63606 Pieces: 10
123-63606 Pieces: 10
157-63606 Pieces: 10
220-63606 Pieces: 10



101-63606 Pieces: 10
121-63606 Pieces: 10
124-63606 Pieces: 10
161-63606 Pieces: 10
221-63606 Pieces: 10



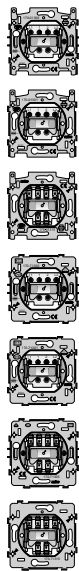
102-63606 Pieces: 10
122-63606 Pieces: 10
154-63606 Pieces: 10
200-63606 Pieces: 10



Two-pole pull switch, 16 A

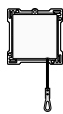
16 A
250 Vac

BASE



170-01300	Pieces: 10	With screw terminals and claws
170-01301	Pieces: 10	With screw terminals, for screw fixing
170-01315	Pieces: 10	With plug-in terminals, for screw fixing
170-71300	Pieces: 10	With screw terminals and claws (centre distance: 71 mm)
170-71301	Pieces: 10	With screw terminals, for screw fixing (centre distance: 71 mm)
170-71305	Pieces: 10	With plug-in terminals and claws (centre distance: 71 mm)
170-71315	Pieces: 10	With plug-in terminals, for screw fixing (centre distance: 71 mm)

FINISHING SET



	100-63606	Pieces: 10		101-63606	Pieces: 10		102-63606	Pieces: 10
	104-63606	Pieces: 10		121-63606	Pieces: 10		122-63606	Pieces: 10
	123-63606	Pieces: 10		124-63606	Pieces: 10		154-63606	Pieces: 10
	157-63606	Pieces: 10		161-63606	Pieces: 10		200-63606	Pieces: 10
	220-63606	Pieces: 10		221-63606	Pieces: 10			

Two-way pull switch

10 A
250 Vac



BASE



170-01600 Pieces: 10 With screw terminals and claws



170-01601 Pieces: 10 With screw terminals, for screw fixing



170-01615 Pieces: 10 With plug-in terminals, for screw fixing



170-71600 Pieces: 10 With screw terminals and claws (centre distance: 71 mm)



170-71601 Pieces: 10 With screw terminals, for screw fixing (centre distance: 71 mm)

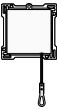


170-71605 Pieces: 10 With plug-in terminals and claws (centre distance: 71 mm)



170-71615 Pieces: 10 With plug-in terminals, for screw fixing (centre distance: 71 mm)

FINISHING SET



100-63606 Pieces: 10
104-63606 Pieces: 10
123-63606 Pieces: 10
157-63606 Pieces: 10
220-63606 Pieces: 10

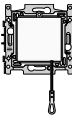


101-63606 Pieces: 10
121-63606 Pieces: 10
124-63606 Pieces: 10
161-63606 Pieces: 10
221-63606 Pieces: 10



102-63606 Pieces: 10
122-63606 Pieces: 10
154-63606 Pieces: 10
200-63606 Pieces: 10

COMPLETE UNIT WITH SCREW TERMINALS AND CLAWS



101-63600 Pieces: 10



Two-way pull switch, 16 A



BASE



170-01616 Pieces: 10 With screw terminals and claws



170-01661 Pieces: 10 With screw terminals, for screw fixing



170-01671 Pieces: 10 With plug-in terminals, for screw fixing



170-71616 Pieces: 10 With screw terminals and claws (centre distance: 71 mm)



170-71617 Pieces: 10 With plug-in terminals and claws (centre distance: 71 mm)

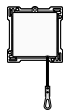


170-71661 Pieces: 10 With screw terminals, for screw fixing (centre distance: 71 mm)



170-71671 Pieces: 10 With plug-in terminals, for screw fixing (centre distance: 71 mm)

FINISHING SET



100-63606 Pieces: 10
104-63606 Pieces: 10
123-63606 Pieces: 10
157-63606 Pieces: 10
220-63606 Pieces: 10



101-63606 Pieces: 10
121-63606 Pieces: 10
124-63606 Pieces: 10
161-63606 Pieces: 10
221-63606 Pieces: 10



102-63606 Pieces: 10
122-63606 Pieces: 10
154-63606 Pieces: 10
200-63606 Pieces: 10

Intermediate pull switch

10 A
250 Vac



BASE



170-01700 Pieces: 10 With screw terminals and claws



170-01701 Pieces: 10 With screw terminals, for screw fixing



170-01715 Pieces: 10 With plug-in terminals, for screw fixing



170-71700 Pieces: 10 With screw terminals and claws (centre distance: 71 mm)



170-71701 Pieces: 10 With screw terminals, for screw fixing (centre distance: 71 mm)

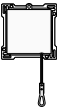


170-71705 Pieces: 10 With plug-in terminals and claws (centre distance: 71 mm)




170-71715 Pieces: 10 With plug-in terminals, for screw fixing (centre distance: 71 mm)

FINISHING SET



100-63606 Pieces: 10
104-63606 Pieces: 10
123-63606 Pieces: 10
157-63606 Pieces: 10
220-63606 Pieces: 10



101-63606 Pieces: 10
121-63606 Pieces: 10
124-63606 Pieces: 10
161-63606 Pieces: 10
221-63606 Pieces: 10



102-63606 Pieces: 10
122-63606 Pieces: 10
154-63606 Pieces: 10
200-63606 Pieces: 10



Pull push button, NO or NC

10 A
250 Vac

BASE



170-03000 Pieces: 10 With screw terminals and claws



170-03001 Pieces: 10 With screw terminals, for screw fixing



170-03015 Pieces: 10 With plug-in terminals, for screw fixing



170-73000 Pieces: 10 With screw terminals and claws (centre distance: 71 mm)



170-73005 Pieces: 10 With plug-in terminals and claws (centre distance: 71 mm)



170-73001 Pieces: 10 With screw terminals, for screw fixing (centre distance: 71 mm)



170-73015 Pieces: 10 With plug-in terminals, for screw fixing (centre distance: 71 mm)

FINISHING SET




100-63906 Pieces: 10
104-63906 Pieces: 10
123-63906 Pieces: 10
157-63906 Pieces: 10
220-63906 Pieces: 10



101-63906 Pieces: 10
121-63906 Pieces: 10
124-63906 Pieces: 10
161-63906 Pieces: 10
221-63906 Pieces: 10



102-63906 Pieces: 10
122-63906 Pieces: 10
154-63906 Pieces: 10
200-63906 Pieces: 10



Two-pole time switch adjustable up to 15 minutes, 16 A

Use CE marked flush-mounting boxes for screw fixing with a flush-mounting depth of 50 mm.

- flush-mounting depth: 40 mm

16 A
250 Vac

BASE



170-04800 Pieces: 6 With screw terminals, for screw fixing

FINISHING SET



100-64806 Pieces: 10
104-64806 Pieces: 10
123-64806 Pieces: 10
157-64806 Pieces: 10
220-64806 Pieces: 10



101-64806 Pieces: 10
121-64806 Pieces: 10
124-64806 Pieces: 10
161-64806 Pieces: 10
221-64806 Pieces: 10



102-64806 Pieces: 10
122-64806 Pieces: 10
154-64806 Pieces: 10
200-64806 Pieces: 10

COMPLETE UNIT WITH SCREW TERMINALS, FOR SCREW FIXING

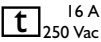


100-64800 Pieces: 6

Two-pole time switch adjustable up to 120 minutes, 16 A

Use CE marked flush-mounting boxes for screw fixing with a flush-mounting depth of 50 mm.

- flush-mounting depth: 40 mm



BASE



170-04900


Pieces: 6

With screw terminals, for screw fixing

FINISHING SET



	100-64906	Pieces: 10		101-64906	Pieces: 10		102-64906	Pieces: 10
	104-64906	Pieces: 10		121-64906	Pieces: 10		122-64906	Pieces: 10
	123-64906	Pieces: 10		124-64906	Pieces: 10		154-64906	Pieces: 10
	157-64906	Pieces: 10		161-64906	Pieces: 10		200-64906	Pieces: 10
	220-64906	Pieces: 10		221-64906	Pieces: 10			



Digital time switch

This time switch is used for switching incandescent lamps and 230 V halogen lamps only.

- 1 or 2 channels
- day and week programs
- permanent memory
- number of switching commands: max. 24
- min. switching time: 1 minute
- operational reserve (available after 12 hours of operation): clock will continue to work for 30 more minutes
- mounting height: 0.8 - 1.5 m
- ambient temperature: 0 - 40 °C
- storage temperature: -25 - 75 °C

BASE WITH SWITCHING CONTACT 10 A, 230 V)



420-00100 Pieces: 6 With screw terminals and claws



420-00101 Pieces: 6 With screw terminals, for screw fixing

BASE WITH POTENTIAL-FREE CONTACT 4 A, 230 V), WITH CAPABILITY TO BE CONNECTED TO AN EXTERNAL PUSH BUTTON



420-00200 Pieces: 6 With screw terminals and claws



420-00201 Pieces: 6 With screw terminals, for screw fixing

BASE WITH TWO SWITCHING CONTACTS 4 A, 230 V), WITH CAPABILITY TO BE CONNECTED TO AN EXTERNAL PUSH BUTTON



420-00300 Pieces: 6 With screw terminals and claws



420-00301 Pieces: 6 With screw terminals, for screw fixing

TWO-WIRE BASE (40 - 400 W, 230 V), WITH CAPABILITY TO BE CONNECTED TO AN EXTERNAL PUSH BUTTON



420-00400 Pieces: 6 With screw terminals and claws



420-00401 Pieces: 6 With screw terminals, for screw fixing

SENSOR



100-78200 Pieces: 6
104-78200 Pieces: 6
123-78200 Pieces: 6
157-78200 Pieces: 6
220-78200 Pieces: 6



101-78200 Pieces: 6
121-78200 Pieces: 6
124-78200 Pieces: 6
161-78200 Pieces: 6
221-78200 Pieces: 6



102-78200 Pieces: 6
122-78200 Pieces: 6
154-78200 Pieces: 6
200-78200 Pieces: 6

Roll-down shutter switch, electrically separated

This switch is used for controlling the motors of roll-down shutters, garage ports, venetian blinds, awnings, etc. To change the rotary direction, place the left key on 'STOP', then press the correct arrow on the right key and finally press 'START' again.



10 A
250 Vac

BASE


	170-05900	Pieces: 10	With screw terminals and claws
	170-05901	Pieces: 10	With screw terminals, for screw fixing
	170-05905	Pieces: 10	With plug-in terminals and claws
	170-05915	Pieces: 10	With plug-in terminals, for screw fixing
	170-75900	Pieces: 10	With screw terminals and claws (centre distance: 71 mm)
	170-75901	Pieces: 10	With screw terminals, for screw fixing (centre distance: 71 mm)
	170-75905	Pieces: 10	With plug-in terminals and claws (centre distance: 71 mm)
	170-75915	Pieces: 10	With plug-in terminals, for screw fixing (centre distance: 71 mm)

FINISHING SET

	100-65905	Pieces: 10		101-65905	Pieces: 10		102-65905	Pieces: 10
	104-65905	Pieces: 10		121-65905	Pieces: 10		122-65905	Pieces: 10
	123-65905	Pieces: 10		124-65905	Pieces: 10		154-65905	Pieces: 10
	157-65905	Pieces: 10		161-65905	Pieces: 10		200-65905	Pieces: 10
	220-65905	Pieces: 10		221-65905	Pieces: 10			

COMPLETE UNIT WITH SCREW TERMINALS AND CLAWS

	100-65900	Pieces: 10		101-65900	Pieces: 10
--	-----------	------------	--	-----------	------------



Digital roll-down shutter switch

- manual control possible
- run time easily adjustable
- day and week programs
- permanent memory
- number of switching commands: max. 24
- min. switching time: 1 minute
- operational reserve (available after 12 hours of operation): clock will continue to work for 30 more minutes
- flush-mounting height: 0.8 - 1.5 m
- ambient temperature: 0 - 40 °C
- storage temperature: -25 - 75 °C

BASE WITH TWO SWITCHING CONTACTS 4 A, 230 V), WITH CAPABILITY TO BE CONNECTED TO AN EXTERNAL PUSH BUTTON



420-00300 Pieces: 6 With screw terminals and claws




420-00301 Pieces: 6 With screw terminals, for screw fixing

SENSOR



	100-78300	Pieces: 6		101-78300	Pieces: 6		102-78300	Pieces: 6
	104-78300	Pieces: 6		121-78300	Pieces: 6		122-78300	Pieces: 6
	123-78300	Pieces: 6		124-78300	Pieces: 6		154-78300	Pieces: 6
	157-78300	Pieces: 6		161-78300	Pieces: 6		200-78300	Pieces: 6
	220-78300	Pieces: 6		221-78300	Pieces: 6			



Roll-down shutter push button, electrically separated

This push button is used for controlling the motors of roll-down shutters, garage ports, venetian blinds, awnings, etc.

10 A
250 Vac

BASE



170-15900 Pieces: 10 With screw terminals and claws



170-15901 Pieces: 10 With screw terminals, for screw fixing



170-15915 Pieces: 10 With plug-in terminals, for screw fixing



170-85900 Pieces: 10 With screw terminals and claws (centre distance: 71 mm)



170-85901 Pieces: 10 With screw terminals, for screw fixing (centre distance: 71 mm)



170-85905 Pieces: 10 With plug-in terminals and claws (centre distance: 71 mm)



170-85915 Pieces: 10 With plug-in terminals, for screw fixing (centre distance: 71 mm)

FINISHING SET



	100-65914	Pieces: 10		101-65914	Pieces: 10		102-65914	Pieces: 10
	104-65914	Pieces: 10		121-65914	Pieces: 10		122-65914	Pieces: 10
	123-65914	Pieces: 10		124-65914	Pieces: 10		154-65914	Pieces: 10
	157-65914	Pieces: 10		161-65914	Pieces: 10		200-65914	Pieces: 10
	220-65914	Pieces: 10		221-65914	Pieces: 10			

Roll-down shutter push button, for electronic controls

This push button is used for controlling the motors of roll-down shutters, garage ports, venetian blinds, awnings, etc.

10 A
250 Vac



BASE



170-25900 Pieces: 10 With screw terminals and claws



170-25901 Pieces: 10 With screw terminals, for screw fixing



170-25915 Pieces: 10 With plug-in terminals, for screw fixing



170-95900 Pieces: 10 With screw terminals and claws (centre distance: 71 mm)



170-95901 Pieces: 10 With screw terminals, for screw fixing (centre distance: 71 mm)



170-95905 Pieces: 10 With plug-in terminals and claws (centre distance: 71 mm)



170-95915 Pieces: 10 With plug-in terminals, for screw fixing (centre distance: 71 mm)

FINISHING SET



100-65918 Pieces: 10
104-65918 Pieces: 10
123-65918 Pieces: 10
157-65918 Pieces: 10
220-65918 Pieces: 10



101-65918 Pieces: 10
121-65918 Pieces: 10
124-65918 Pieces: 10
161-65918 Pieces: 10
221-65918 Pieces: 10




102-65918 Pieces: 10
122-65918 Pieces: 10
154-65918 Pieces: 10
200-65918 Pieces: 10

Pulse unit with rotary control, 25 A

The pulse unit with rotary control is used for controlling the motors of roll-down shutters, garage ports, venetian blinds, etc.

25 A
250 Vac



BASE



170-35900 Pieces: 10 With screw terminals and claws



170-35901 Pieces: 10 With screw terminals, for screw fixing (centre distance: 71 mm)

FINISHING SET (UP/DOWN)




100-65926 Pieces: 10
104-65926 Pieces: 10
123-65926 Pieces: 10
157-65926 Pieces: 10
220-65926 Pieces: 10



101-65926 Pieces: 10
121-65926 Pieces: 10
124-65926 Pieces: 10
161-65926 Pieces: 10
221-65926 Pieces: 10



102-65926 Pieces: 10
122-65926 Pieces: 10
154-65926 Pieces: 10
200-65926 Pieces: 10



Rotary switch for motors, three speeds (0-1-2 and 1-2-3), 20 A

20 A
250 Vac

BASE



170-45900 Pieces: 10 With screw terminals and claws



170-45901 Pieces: 10 With screw terminals, for screw fixing (centre distance: 71 mm)

FINISHING SET (1-2-3)




100-65936	Pieces: 10	101-65936	Pieces: 10	102-65936	Pieces: 10
104-65936	Pieces: 10	121-65936	Pieces: 10	122-65936	Pieces: 10
123-65936	Pieces: 10	124-65936	Pieces: 10	154-65936	Pieces: 10
157-65936	Pieces: 10	161-65936	Pieces: 10	200-65936	Pieces: 10
220-65936	Pieces: 10	221-65936	Pieces: 10		

FINISHING SET (0-1-2)



100-65937	Pieces: 10	101-65937	Pieces: 10	102-65937	Pieces: 10
104-65937	Pieces: 10	121-65937	Pieces: 10	122-65937	Pieces: 10
123-65937	Pieces: 10	124-65937	Pieces: 10	154-65937	Pieces: 10
157-65937	Pieces: 10	161-65937	Pieces: 10	200-65937	Pieces: 10
220-65937	Pieces: 10	221-65937	Pieces: 10		



Rotary switch for motors, three speeds (1-0-2), 25 A

Also suitable for use with roll-down shutters if the finishing set 1XX-65926 will be used.

25 A
250 Vac

BASE



170-55900 Pieces: 10 With screw terminals and claws



170-55901 Pieces: 10 With screw terminals, for screw fixing (centre distance: 71 mm)

FINISHING SET (UP/DOWN)



100-65926	Pieces: 10	101-65926	Pieces: 10	102-65926	Pieces: 10
104-65926	Pieces: 10	121-65926	Pieces: 10	122-65926	Pieces: 10
123-65926	Pieces: 10	124-65926	Pieces: 10	154-65926	Pieces: 10
157-65926	Pieces: 10	161-65926	Pieces: 10	200-65926	Pieces: 10
220-65926	Pieces: 10	221-65926	Pieces: 10		

FINISHING SET (1-0-2)



100-65938	Pieces: 10	101-65938	Pieces: 10	102-65938	Pieces: 10
104-65938	Pieces: 10	121-65938	Pieces: 10	122-65938	Pieces: 10
123-65938	Pieces: 10	124-65938	Pieces: 10	154-65938	Pieces: 10
157-65938	Pieces: 10	161-65938	Pieces: 10	200-65938	Pieces: 10
220-65938	Pieces: 10	221-65938	Pieces: 10		

Push button with three connection terminals, NO

10 A
250 Vac



BASE



170-00000 Pieces: 10 With screw terminals and claws



170-00001 Pieces: 10 With screw terminals, for screw fixing



170-00015 Pieces: 10 With plug-in terminals, for screw fixing



170-70000 Pieces: 10 With screw terminals and claws (centre distance: 71 mm)



170-70001 Pieces: 10 With screw terminals, for screw fixing (centre distance: 71 mm)



170-70005 Pieces: 10 With plug-in terminals and claws (centre distance: 71 mm)



170-70015 Pieces: 10 With plug-in terminals, for screw fixing (centre distance: 71 mm)

FINISHING SET



	100-61105	Pieces: 20		101-61105	Pieces: 20		102-61105	Pieces: 20
	104-61105	Pieces: 20		121-61105	Pieces: 10		122-61105	Pieces: 10
	123-61105	Pieces: 10		124-61105	Pieces: 10		154-61105	Pieces: 10
	157-61105	Pieces: 10		161-61105	Pieces: 10		200-61105	Pieces: 10
	220-61105	Pieces: 10		221-61105	Pieces: 10			

FINISHING SET WITH TRANSPARENT TEXT FIELD



	100-60905	Pieces: 20		101-60905	Pieces: 20		102-60905	Pieces: 20
	104-60905	Pieces: 20		121-60905	Pieces: 10		122-60905	Pieces: 10
	123-60905	Pieces: 10		124-60905	Pieces: 10		154-60905	Pieces: 10
	157-60905	Pieces: 10		161-60905	Pieces: 10		200-60905	Pieces: 10
	220-60905	Pieces: 10		221-60905	Pieces: 10			

FINISHING SET WITH SMALL TRANSPARENT WINDOW (SEE ACCESSORIES FOR LED LIGHTING ELEMENTS)



	100-60005	Pieces: 20		101-60005	Pieces: 20		102-60005	Pieces: 20
	104-60005	Pieces: 20		121-60005	Pieces: 10		122-60005	Pieces: 10
	123-60005	Pieces: 10		124-60005	Pieces: 10		154-60005	Pieces: 10
	157-60005	Pieces: 10		161-60005	Pieces: 10		200-60005	Pieces: 10
	220-60005	Pieces: 10		221-60005	Pieces: 10			

COMPLETE UNIT WITH SCREW TERMINALS AND CLAWS



	100-60010	Pieces: 10		101-60010	Pieces: 10
--	------------------	------------	--	------------------	------------

COMPLETE UNIT WITH SCREW TERMINALS AND CLAWS, INCLUDING TEXT FIELD



	100-60900	Pieces: 10		101-60900	Pieces: 10
--	------------------	------------	--	------------------	------------

COMPLETE UNIT WITH SCREW TERMINALS AND CLAWS, INCLUDING SMALL TRANSPARENT WINDOW



	100-60000	Pieces: 10		101-60000	Pieces: 10
--	------------------	------------	--	------------------	------------



Push button with four connection terminals, NO or NC

10 A
250 Vac

BASE



170-03000 Pieces: 10 With screw terminals and claws



170-03001 Pieces: 10 With screw terminals, for screw fixing



170-03015 Pieces: 10 With plug-in terminals, for screw fixing



170-73000 Pieces: 10 With screw terminals and claws (centre distance: 71 mm)



170-73005 Pieces: 10 With plug-in terminals and claws (centre distance: 71 mm)



170-73001 Pieces: 10 With screw terminals, for screw fixing (centre distance: 71 mm)



170-73015 Pieces: 10 With plug-in terminals, for screw fixing (centre distance: 71 mm)

FINISHING SET



100-61105 Pieces: 20
104-61105 Pieces: 20
123-61105 Pieces: 10
157-61105 Pieces: 10
220-61105 Pieces: 10



101-61105 Pieces: 20
121-61105 Pieces: 10
124-61105 Pieces: 10
161-61105 Pieces: 10
221-61105 Pieces: 10



102-61105 Pieces: 20
122-61105 Pieces: 10
154-61105 Pieces: 10
200-61105 Pieces: 10

FINISHING SET WITH TRANSPARENT TEXT FIELD



100-60905 Pieces: 20
104-60905 Pieces: 20
123-60905 Pieces: 10
157-60905 Pieces: 10
220-60905 Pieces: 10



101-60905 Pieces: 20
121-60905 Pieces: 10
124-60905 Pieces: 10
161-60905 Pieces: 10
221-60905 Pieces: 10



102-60905 Pieces: 20
122-60905 Pieces: 10
154-60905 Pieces: 10
200-60905 Pieces: 10

FINISHING SET WITH SMALL TRANSPARENT WINDOW (SEE ACCESSORIES FOR LED LIGHTING ELEMENTS)



100-60005 Pieces: 20
104-60005 Pieces: 20
123-60005 Pieces: 10
157-60005 Pieces: 10
220-60005 Pieces: 10



101-60005 Pieces: 20
121-60005 Pieces: 10
124-60005 Pieces: 10
161-60005 Pieces: 10
221-60005 Pieces: 10



102-60005 Pieces: 20
122-60005 Pieces: 10
154-60005 Pieces: 10
200-60005 Pieces: 10

COMPLETE UNIT WITH SCREW TERMINALS AND CLAWS



100-03000 Pieces: 10

Four-fold potential-free 24 V push button, NO



BASE



170-40050 Pieces: 6 With screw terminals and claws



170-40051 Pieces: 6 With screw terminals, for screw fixing



170-47050 Pieces: 6 With screw terminals and claws (centre distance: 71 mm)



170-47051 Pieces: 6 With screw terminals, for screw fixing (centre distance: 71 mm)

FINISHING SET



100-40050 Pieces: 6
104-40050 Pieces: 6
123-40050 Pieces: 6
157-40050 Pieces: 6
220-40050 Pieces: 6



101-40050 Pieces: 6
121-40050 Pieces: 6
124-40050 Pieces: 6
161-40050 Pieces: 6
221-40050 Pieces: 6



102-40050 Pieces: 6
122-40050 Pieces: 6
154-40050 Pieces: 6
200-40050 Pieces: 6

FINISHING SET WITH TRANSPARENT TEXT FIELD



100-40250 Pieces: 6
104-40250 Pieces: 6
123-40250 Pieces: 6
157-40250 Pieces: 6
220-40250 Pieces: 6



101-40250 Pieces: 6
121-40250 Pieces: 6
124-40250 Pieces: 6
161-40250 Pieces: 6
221-40250 Pieces: 6



102-40250 Pieces: 6
122-40250 Pieces: 6
154-40250 Pieces: 6
200-40250 Pieces: 6



Four-fold potential-free 24 V push button with leds, NO

BASE WITH AMBER LEDS



170-40150 Pieces: 6 With screw terminals and claws



170-40151 Pieces: 6 With screw terminals, for screw fixing



170-47150 Pieces: 6 With screw terminals and claws (centre distance 71 mm)



170-47151 Pieces: 6 With screw terminals for screw fixing (centre distance 71 mm)

BASE WITH BLUE LEDS



170-40160 Pieces: 6 With screw terminals and claws



170-40161 Pieces: 6 With screw terminals, for screw fixing



170-47160 Pieces: 6 With screw terminals and claws (centre distance 71 mm)



170-47161 Pieces: 6 With screw terminals for screw fixing (centre distance 71 mm)

FINISHING SET



100-40150 Pieces: 6
104-40150 Pieces: 6
123-40150 Pieces: 6
157-40150 Pieces: 6
220-40150 Pieces: 6



101-40150 Pieces: 6
121-40150 Pieces: 6
124-40150 Pieces: 6
161-40150 Pieces: 6
221-40150 Pieces: 6



102-40150 Pieces: 6
122-40150 Pieces: 6
154-40150 Pieces: 6
200-40150 Pieces: 6

FINISHING SET WITH TRANSPARENT TEXT FIELD



100-40350 Pieces: 6
104-40350 Pieces: 6
123-40350 Pieces: 6
157-40350 Pieces: 6
220-40350 Pieces: 6



101-40350 Pieces: 6
121-40350 Pieces: 6
124-40350 Pieces: 6
161-40350 Pieces: 6
221-40350 Pieces: 6



102-40350 Pieces: 6
122-40350 Pieces: 6
154-40350 Pieces: 6
200-40350 Pieces: 6

Six-fold potential-free 24 V push button, NO



BASE



170-60050

Pieces: 6

With screw terminals and claws



170-60051

Pieces: 6

With screw terminals, for screw fixing



170-67050

Pieces: 6

With screw terminals and claws (centre distance 71 mm)



170-67051

Pieces: 6

With screw terminals for screw fixing (centre distance 71 mm)

FINISHING SET



	100-60050	Pieces: 6		101-60050	Pieces: 6		102-60050	Pieces: 6
	104-60050	Pieces: 6		121-60050	Pieces: 6		122-60050	Pieces: 6
	123-60050	Pieces: 6		124-60050	Pieces: 6		154-60050	Pieces: 6
	157-60050	Pieces: 6		161-60050	Pieces: 6		200-60050	Pieces: 6
	220-60050	Pieces: 6		221-60050	Pieces: 6			



Six-fold potential-free 24 V push button with leds, NO



BASE WITH AMBER LEDS



170-60150	Pieces: 6	With screw terminals and claws
170-60151	Pieces: 6	With screw terminals, for screw fixing
170-67150	Pieces: 6	With screw terminals and claws (centre distance 71 mm)
170-67151	Pieces: 6	With screw terminals for screw fixing (centre distance 71 mm)



BASE WITH BLUE LEDS

















170-60160	Pieces: 6	With screw terminals and claws
170-60161	Pieces: 6	With screw terminals, for screw fixing
170-67160	Pieces: 6	With screw terminals and claws (centre distance 71 mm)
170-67161	Pieces: 6	With screw terminals for screw fixing (centre distance 71 mm)



FINISHING SET



	100-60150	Pieces: 6		101-60150	Pieces: 6		102-60150	Pieces: 6
	104-60150	Pieces: 6		121-60150	Pieces: 6		122-60150	Pieces: 6
	123-60150	Pieces: 6		124-60150	Pieces: 6		154-60150	Pieces: 6
	157-60150	Pieces: 6		161-60150	Pieces: 6		200-60150	Pieces: 6
	220-60150	Pieces: 6		221-60150	Pieces: 6			

Double push button, NO or NC



10 A
250 Vac

BASE



170-05000 Pieces: 10 With screw terminals and claws



170-05001 Pieces: 10 With screw terminals, for screw fixing



170-05015 Pieces: 10 With plug-in terminals, for screw fixing



170-75000 Pieces: 10 With screw terminals and claws (centre distance: 71 mm)



170-75001 Pieces: 10 With screw terminals, for screw fixing (centre distance: 71 mm)



170-75005 Pieces: 10 With plug-in terminals and claws (centre distance: 71 mm)



170-75015 Pieces: 10 With plug-in terminals, for screw fixing (centre distance: 71 mm)

FINISHING SET



	100-61505	Pieces: 20		101-61505	Pieces: 20		102-61505	Pieces: 20
	104-61505	Pieces: 20		121-61505	Pieces: 10		122-61505	Pieces: 10
	123-61505	Pieces: 10		124-61505	Pieces: 10		154-61505	Pieces: 10
	157-61505	Pieces: 10		161-61505	Pieces: 10		200-61505	Pieces: 10
	220-61505	Pieces: 10		221-61505	Pieces: 10			

FINISHING SET WITH TWO SMALL TRANSPARENT WINDOWS (SEE ACCESSORIES FOR LED LIGHTING ELEMENTS)



	100-61507	Pieces: 20		101-61507	Pieces: 20		102-61507	Pieces: 20
	104-61507	Pieces: 20		121-61507	Pieces: 10		122-61507	Pieces: 10
	123-61507	Pieces: 10		124-61507	Pieces: 10		154-61507	Pieces: 10
	157-61507	Pieces: 10		161-61507	Pieces: 10		200-61507	Pieces: 10
	220-61507	Pieces: 10		221-61507	Pieces: 10			

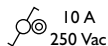
COMPLETE UNIT WITH SCREW TERMINALS AND CLAWS



	100-65000	Pieces: 10		101-65000	Pieces: 10
--	------------------	------------	--	------------------	------------



Two-way switch + NO push button



BASE



170-05600 Pieces: 10 With screw terminals and claws



170-05601 Pieces: 10 With screw terminals, for screw fixing



170-05615 Pieces: 10 With plug-in terminals, for screw fixing



170-75600 Pieces: 10 With screw terminals and claws (centre distance: 71 mm)



170-75601 Pieces: 10 With screw terminals, for screw fixing (centre distance: 71 mm)



170-75605 Pieces: 10 With plug-in terminals and claws (centre distance: 71 mm)



170-75615 Pieces: 10 With plug-in terminals, for screw fixing (centre distance: 71 mm)

FINISHING SET



100-61505 Pieces: 20
104-61505 Pieces: 20
123-61505 Pieces: 10
157-61505 Pieces: 10
220-61505 Pieces: 10



101-61505 Pieces: 20
121-61505 Pieces: 10
124-61505 Pieces: 10
161-61505 Pieces: 10
221-61505 Pieces: 10



102-61505 Pieces: 20
122-61505 Pieces: 10
154-61505 Pieces: 10
200-61505 Pieces: 10

FINISHING SET WITH TWO SMALL TRANSPARENT WINDOWS (SEE ACCESSORIES FOR LED LIGHTING ELEMENTS)



100-61507 Pieces: 20
104-61507 Pieces: 20
123-61507 Pieces: 10
157-61507 Pieces: 10
220-61507 Pieces: 10



101-61507 Pieces: 20
121-61507 Pieces: 10
124-61507 Pieces: 10
161-61507 Pieces: 10
221-61507 Pieces: 10



102-61507 Pieces: 20
122-61507 Pieces: 10
154-61507 Pieces: 10
200-61507 Pieces: 10

COMPLETE UNIT WITH SCREW TERMINALS AND CLAWS




100-65016 Pieces: 10

Push button (6 A) with E10 lamp with amber led

This push button is provided with an E10 lamp with amber 230 Vac LED. See accessories for other LED colours. The push button is:

- suitable for neon lamps (230 V) or LED lamps (6 V, 12 V, 24 V and 230 V) with an E10 lamp base.
- not suitable for incandescent lamps with an E10 lamp base.



⊗ 6 A
250 Vac

BASE

170-04000 Pieces: 10 With screw terminals and claws



170-04001 Pieces: 10 With screw terminals, for screw fixing



170-74000 Pieces: 10 With screw terminals and claws (centre distance: 71 mm)



170-74001 Pieces: 10 With screw terminals, for screw fixing (centre distance: 71 mm)

FINISHING SET WITH TRANSPARENT RING

	100-64006	Pieces: 20		101-64006	Pieces: 20		102-64006	Pieces: 20
	104-64006	Pieces: 20		121-64006	Pieces: 10		122-64006	Pieces: 10
	123-64006	Pieces: 10		124-64006	Pieces: 10		154-64006	Pieces: 10
	157-64006	Pieces: 10		161-64006	Pieces: 10		200-64006	Pieces: 10
	220-64006	Pieces: 10		221-64006	Pieces: 10			

FINISHING SET WITH TRANSPARENT RING AND BELL SYMBOL

	100-64007	Pieces: 20		101-64007	Pieces: 20		102-64007	Pieces: 20
	104-64007	Pieces: 20		121-64007	Pieces: 10		122-64007	Pieces: 10
	123-64007	Pieces: 10		124-64007	Pieces: 10		154-64007	Pieces: 10
	157-64007	Pieces: 10		161-64007	Pieces: 10		200-64007	Pieces: 10
	220-64007	Pieces: 10		221-64007	Pieces: 10			

FINISHING SET WITH TRANSPARENT RING AND LAMP SYMBOL

	100-64008	Pieces: 20		101-64008	Pieces: 20		102-64008	Pieces: 20
	104-64008	Pieces: 20		121-64008	Pieces: 10		122-64008	Pieces: 10
	123-64008	Pieces: 10		124-64008	Pieces: 10		154-64008	Pieces: 10
	157-64008	Pieces: 10		161-64008	Pieces: 10		200-64008	Pieces: 10
	220-64008	Pieces: 10		221-64008	Pieces: 10			

FINISHING SET WITH TRANSPARENT RING AND KEY SYMBOL

	100-64009	Pieces: 20		101-64009	Pieces: 20		102-64009	Pieces: 20
	104-64009	Pieces: 20		121-64009	Pieces: 10		122-64009	Pieces: 10
	123-64009	Pieces: 10		124-64009	Pieces: 10		154-64009	Pieces: 10
	157-64009	Pieces: 10		161-64009	Pieces: 10		200-64009	Pieces: 10
	220-64009	Pieces: 10		221-64009	Pieces: 10			

COMPLETE UNIT WITH SCREW TERMINALS AND CLAWS, TRANSPARENT RING AND E10 LAMP WITH AMBER LED

	100-64000	Pieces: 10		101-64000	Pieces: 10
--	------------------	------------	--	------------------	------------



Electronic thermostat

Two-point control for central heating, electric heating or air conditioning.

- power supply voltage: 230 Vac, 50 Hz
- two operating modes: heating and air conditioning
- three-position switch: on (day setting), eco (night setting) and off (standby)
- adjustment range: 5 - 30 °C (adjustable)
- programming precision: ± 1 °C
- hysteresis: 1 °C
- mounting height: 1.5 m
- two-way contact: 8 A (potential-free)

COMPLETE UNIT FOR SCREW FIXING



	100-88001	Pieces: 6		101-88001	Pieces: 6		102-88001	Pieces: 6
	104-88001	Pieces: 6		121-88001	Pieces: 6		122-88001	Pieces: 6
	123-88001	Pieces: 6		124-88001	Pieces: 6		154-88001	Pieces: 6
	157-88001	Pieces: 6		161-88001	Pieces: 6		200-88001	Pieces: 6
	220-88001	Pieces: 6		221-88001	Pieces: 6			

COMPLETE UNIT WITH SCREW TERMINALS AND CLAWS



	100-88000	Pieces: 6		101-88000	Pieces: 6		102-88000	Pieces: 6
	104-88000	Pieces: 6		121-88000	Pieces: 6		122-88000	Pieces: 6
	123-88000	Pieces: 6		124-88000	Pieces: 6		154-88000	Pieces: 6
	157-88000	Pieces: 6		161-88000	Pieces: 6		200-88000	Pieces: 6
	220-88000	Pieces: 6		221-88000	Pieces: 6			



Digital clock thermostat 1 A with intelligent regulation for controlling motors

The digital thermostat with timeswitch can be used to control electronic valves or the electric heating in order to regulate the temperature of the room. The thermostat can also be connected to a central heating system if it is suitable for being controlled by an on/off contact. The actuator can switch a maximum of 1 A when it is used for temperature control.

- day and week programs
- programming precision: ± 0.5 °C
- operational reserve (available after 12 hours of operation): clock will continue to work for 30 more minutes
- permanent memory
- number of switching commands: max. 24
- three temperature levels: day, night and antifreeze
- permanent time or temperature display is programmable
- PI control
- control via pulse-width modulation (PWM)

COMPLETE UNIT WITH SCREW TERMINALS AND CLAWS



	100-88102	Pieces: 6		101-88102	Pieces: 6		102-88102	Pieces: 6
	104-88102	Pieces: 6		121-88102	Pieces: 6		122-88102	Pieces: 6
	123-88102	Pieces: 6		124-88102	Pieces: 6		154-88102	Pieces: 6
	157-88102	Pieces: 6		161-88102	Pieces: 6		200-88102	Pieces: 6
	220-88102	Pieces: 6		221-88102	Pieces: 6			

COMPLETE UNIT FOR SCREW FIXING




	100-88103	Pieces: 6		101-88103	Pieces: 6		102-88103	Pieces: 6
	104-88103	Pieces: 6		121-88103	Pieces: 6		122-88103	Pieces: 6
	123-88103	Pieces: 6		124-88103	Pieces: 6		154-88103	Pieces: 6
	157-88103	Pieces: 6		161-88103	Pieces: 6		200-88103	Pieces: 6
	220-88103	Pieces: 6		221-88103	Pieces: 6			

Speed regulator for motors (ventilation)

- only to be used with electronic precharge 09-016-10
- built-in two-way switch
- power supply voltage: 230 Vac \pm 10%, 40 - 60 Hz
- maximum load: 200 VA
- minimum load: 20 W
- minimum rotational speed adjustable

- thermal overload protection without reset function
- short-circuit protection via fuse (F 3.15 AH)
- built-in spare fuse
- connection terminals: 2 x 1.5 mm² or 1 x 2.5 mm²
- ambient temperature: 20 °C















**BASE**


310-01800 Pieces: 6 With screw terminals and claws



310-01801 Pieces: 6 With screw terminals, for screw fixing

FINISHING SET

	100-31000	Pieces: 10		101-31000	Pieces: 10		102-31000	Pieces: 10
	104-31000	Pieces: 10		121-31000	Pieces: 10		122-31000	Pieces: 10
	123-31000	Pieces: 10		124-31000	Pieces: 10		154-31000	Pieces: 10
	157-31000	Pieces: 10		161-31000	Pieces: 10		200-31000	Pieces: 10
	220-31000	Pieces: 10		221-31000	Pieces: 10			

Blind plate**BASE**

170-68600 Pieces: 10 For claw fixing



170-68700 Pieces: 10 For screw fixing









170-68800 Pieces: 10 For claw fixing (centre distance: 71 mm)



170-68900 Pieces: 10 For screw fixing (centre distance: 71 mm)

BLIND PLATES 45X45 MM

	100-76901	Pieces: 10		101-76901	Pieces: 10		102-76901	Pieces: 10
	104-76901	Pieces: 10		121-76901	Pieces: 10		122-76901	Pieces: 10
	123-76901	Pieces: 10		124-76901	Pieces: 10		154-76901	Pieces: 10
	157-76901	Pieces: 10		161-76901	Pieces: 10		200-76901	Pieces: 10
	220-76901	Pieces: 10		221-76901	Pieces: 10			

COMPLETE UNIT FOR CLAW FIXING

	100-76900	Pieces: 10		101-76900	Pieces: 10
---	------------------	------------	---	------------------	------------



Blind plate with strain relief

The finishing set has an opening of 6.6 mm which can be extended to 14.4 mm by removing the additional break-out surfaces.

BASE



170-00600 Pieces: 10 For claw fixing



170-00700 Pieces: 10 For screw fixing



170-00800 Pieces: 10 For claw fixing (centre distance: 71 mm)



170-00900 Pieces: 10 For screw fixing (centre distance: 71 mm)

FINISHING SET WITH CABLE OUTLET



100-76001 Pieces: 10



104-76001 Pieces: 10



123-76001 Pieces: 10



157-76001 Pieces: 10



220-76001 Pieces: 10



101-76001 Pieces: 10



121-76001 Pieces: 10



124-76001 Pieces: 10



161-76001 Pieces: 10



221-76001 Pieces: 10



102-76001 Pieces: 10



122-76001 Pieces: 10



154-76001 Pieces: 10



200-76001 Pieces: 10

COMPLETE UNIT WITH CABLE INLET, FOR CLAW FIXING

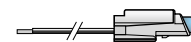


100-76000 Pieces: 10



101-76000 Pieces: 10

Led lighting elements



The LED lighting element with automatic connection has a signalling function when combined with a single-pole switch, a two-way or intermediate switch, an NO push button or an NO or NC push button.

In combination with a two-pole switch, this LED lighting element has a control function (only 170-37123 and 170-37323).

LED LIGHTING ELEMENTS SPECIFICALLY FOR SWITCHES WITH SCREW TERMINALS



170-37123 Pieces: 10 With automatic connection, blue, 230 Vac



170-37323 Pieces: 10 With automatic connection, amber, 230 Vac

LED LIGHTING ELEMENTS SPECIFICALLY FOR SWITCHES WITH PLUG-IN TERMINALS (NOT FOR NIKO HYDRO)

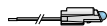


170-77123 Pieces: 10 With automatic connection, blue, 230 Vac



170-77323 Pieces: 10 With automatic connection, amber, 230 Vac

LED LIGHTING ELEMENTS



170-37212 Pieces: 10 With wires, blue, 12 Vac/Vdc



170-37223 Pieces: 10 With wires, blue, 230 Vac



170-37224 Pieces: 10 With wires, blue, 24 Vac/Vdc



170-37423 Pieces: 10 With wires, amber, 230 Vac



170-37424 Pieces: 10 With wires, amber, 24 Vac/Vdc



170-37623 Pieces: 10 With wires, red, 230 Vac



170-37823 Pieces: 10 With wires, green, 230 Vac

E10 lamps for 6 A push buttons



ACCESSORIES



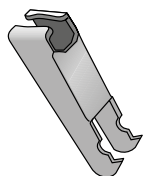
170-37001 Pieces: 10 With amber 230 Vac LED



170-37002 Pieces: 10 With blue 230 Vac LED



170-37003 Pieces: 10 With red 230 Vac LED

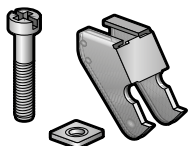


Long claw

ACCESSORIES



170-71003 Pieces: 20 For switches and socket outlets



Claws

Set of claws, screws and nuts to switch from screw fixing to claw fixing. The set is suitable for 50 bases.

ACCESSORIES



170-71005 Pieces: 100 For switches



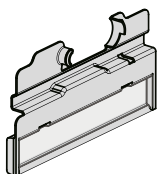
170-71006 Pieces: 100 For socket outlets with screw terminals



170-71007 Pieces: 100 For socket outlets with plug-in terminals



170-71008 Pieces: 100 For 45 x 45 mm functions (RJ45, TV ...)



Label holder

The label holder is used for labelling, for example, switching material. It can be repositioned at another location and can be combined with all functions and the three series of flush surround plates (Niko Original, Niko Intense and Niko Pure). The label holder can be positioned left, right, at the bottom or at the top, and remains in position when removing the flush surround plate, e.g. for paintwork or cleaning.

- maximum label dimensions: 6 x 42 mm
- maximum text size: Arial 16 pt

ACCESSORIES



170-00096 Pieces: 50 Label holder

Protective cap for paintwork



The protective cap is always placed over a mechanism equipped with a finishing set. It is suitable for the Niko Original, Niko Pure and Niko Intense series.

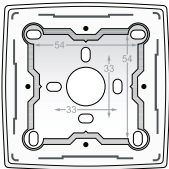
ACCESSORIES






170-00099 Pieces: 100 Protective cap for paintwork

Surface-mounting boxes

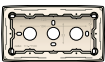
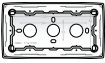

These surface-mounting boxes are suitable for all flush-mounting devices from the Niko Original series (except for the time switches). They are mounted directly on the wall (screws supplied).



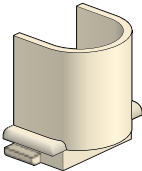
SINGLE SURFACE-MOUNTING BOX

	100-77100	Pieces: 10
	101-77100	Pieces: 10
	102-77100	Pieces: 10



DOUBLE SURFACE-MOUNTING BOX

	100-77500	Pieces: 5
	101-77500	Pieces: 5
	102-77500	Pieces: 5



Conduit fittings



M16 CONDUIT FITTING

	11-865	Pieces: 50	cream
	31-865	Pieces: 50	white

M20 CONDUIT FITTING

	11-866	Pieces: 50	cream
	31-866	Pieces: 50	white

Electronic precharge

The electronic precharge replaces the classic ohmic load and can be easily flush mounted due to the extremely compact housing made of heat-resistant, thermoplastic material. It is safe in all flush-mounting circumstances due to a heating of merely 35 °C higher than the ambient temperature. The electronic precharge is up to 56% cooler than the normal solutions based on resistances (54% energy-saving compared to the classic ohmic load). It has to be connected in parallel to the primary circuit of the load.

- dimensions: 65 x 48 x 28 mm (HxWxD)
- ambient temperature: max. 40 °C
- weight: 0,270 kg



ACCESSORIES

09-016-10	Pieces: 6	Electronic precharge
------------------	-----------	----------------------



Audio with cinch connection

BASE


170-68600

Pieces: 10

For claw fixing


170-68700

Pieces: 10

For screw fixing


170-68800

Pieces: 10

For claw fixing (centre distance: 71 mm)


170-68900

Pieces: 10

For screw fixing (centre distance: 71 mm)

FINISHING SET FOR DOUBLE CINCH CONNECTION


100-69716

Pieces: 10

104-69716

Pieces: 10

123-69716

Pieces: 10

157-69716

Pieces: 10

221-69716

Pieces: 10


101-69716

Pieces: 10

121-69716

Pieces: 10

124-69716

Pieces: 10

161-69716

Pieces: 10


102-69716

Pieces: 10

122-69716

Pieces: 10

154-69716

Pieces: 10

200-69716

Pieces: 10

FINISHING SET FOR THREE-FOLD CINCH CONNECTION


100-69717

Pieces: 10

104-69717

Pieces: 10

123-69717

Pieces: 10

157-69717

Pieces: 10

220-69717

Pieces: 10


101-69717

Pieces: 10

121-69717

Pieces: 10

124-69717

Pieces: 10

161-69717

Pieces: 10

221-69717

Pieces: 10


102-69717

Pieces: 10

122-69717

Pieces: 10

154-69717

Pieces: 10

200-69717

Pieces: 10

Audio with xlr or jack connection (neutrik)

Fixing screws supplied with the finishing set.



BASE



170-68600 Pieces: 10 For claw fixing



170-68700 Pieces: 10 For screw fixing



170-68800 Pieces: 10 For claw fixing (centre distance: 71 mm)



170-68900 Pieces: 10 For screw fixing (centre distance: 71 mm)

FINISHING SET



100-69856 Pieces: 10
104-69856 Pieces: 10
123-69856 Pieces: 10
157-69856 Pieces: 10
220-69856 Pieces: 10



101-69856 Pieces: 10
121-69856 Pieces: 10
124-69856 Pieces: 10
161-69856 Pieces: 10
221-69856 Pieces: 10



102-69856 Pieces: 10
122-69856 Pieces: 10
154-69856 Pieces: 10
200-69856 Pieces: 10

ACCESSORIES




170-39852 Pieces: 10 Female XLR connector



170-39853 Pieces: 10 Male XLR connector



170-39854 Pieces: 10 Jack connector



Single loudspeaker connection

- maximum cable thickness: 4 mm²

BASE


170-09800

Pieces: 10

With screw terminals and claws


170-09801

Pieces: 10

With screw terminals, for screw fixing


170-79800

Pieces: 10

With screw terminals and claws (centre distance: 71 mm)


170-79801

Pieces: 10

With screw terminals, for screw fixing (centre distance: 71 mm)

FINISHING SET


100-69801

Pieces: 10


104-69801

Pieces: 10


123-69801

Pieces: 10


157-69801

Pieces: 10


220-69801

Pieces: 10


101-69801

Pieces: 10


121-69801

Pieces: 10


124-69801

Pieces: 10


161-69801

Pieces: 10


221-69801

Pieces: 10


102-69801

Pieces: 10


122-69801

Pieces: 10


154-69801

Pieces: 10


200-69801

Pieces: 10


COMPLETE UNIT FOR CLAW FIXING


100-69800

Pieces: 10


101-69800

Pieces: 10



Double loudspeaker connection

- maximum cable thickness: 4 mm²

BASE


170-09700

Pieces: 10

With screw terminals and claws


170-09701

Pieces: 10

With screw terminals, for screw fixing


170-79700

Pieces: 10

With screw terminals and claws (centre distance: 71 mm)


170-79701

Pieces: 10

With screw terminals, for screw fixing (centre distance: 71 mm)

FINISHING SET


100-69701

Pieces: 10


104-69701

Pieces: 10


123-69701

Pieces: 10


157-69701

Pieces: 10


220-69701

Pieces: 10


101-69701

Pieces: 10


121-69701

Pieces: 10


124-69701

Pieces: 10


161-69701

Pieces: 10


221-69701

Pieces: 10


102-69701

Pieces: 10


122-69701

Pieces: 10


154-69701

Pieces: 10


200-69701

Pieces: 10

COMPLETE UNIT FOR CLAW FIXING


100-69700

Pieces: 10


101-69700

Pieces: 10

Hdmi connection

For concealing HDMI cables in the wall or in TV and office furniture. Two socket outlets with HDMI-HDMI connection are used to join the cable in an item of furniture or in a false wall without conduit. If a conduit is present (for example, in a masonry wall), one side of the HDMI connector is connected to a socket outlet with HDMI-HDMI connection and the other side is cut off, pulled through the conduit and attached to the screw connector of the socket outlet with HDMI-screw connection.



- mounting: flush-mounting box with a minimum flush-mounting depth of 60 mm
- cable: with angular HDMI connector
- HDMI connection: type A, female
- screw connection: removable screw connector, 2 x 10 connection terminals
- cable housing and heat shrink tubing included

BASE



170-68600 Pieces: 10 For claw fixing



170-68700 Pieces: 10 For screw fixing



170-68800 Pieces: 10 For claw fixing (centre distance: 71 mm)



170-68900 Pieces: 10 For screw fixing (centre distance: 71 mm)

FINISHING SET WITH HDMI/SCREW CONNECTION



100-69416 Pieces: 10
104-69416 Pieces: 10
123-69416 Pieces: 10
157-69416 Pieces: 10
220-69416 Pieces: 10

101-69416 Pieces: 10
121-69416 Pieces: 10
124-69416 Pieces: 10
161-69416 Pieces: 10
221-69416 Pieces: 10

102-69416 Pieces: 10
122-69416 Pieces: 10
154-69416 Pieces: 10
200-69416 Pieces: 10

FINISHING SET WITH HDMI/HDMI CONNECTION



100-69417 Pieces: 10
104-69417 Pieces: 10
123-69417 Pieces: 10
157-69417 Pieces: 10
220-69417 Pieces: 10

101-69417 Pieces: 10
121-69417 Pieces: 10
124-69417 Pieces: 10
161-69417 Pieces: 10
221-69417 Pieces: 10

102-69417 Pieces: 10
122-69417 Pieces: 10
154-69417 Pieces: 10
200-69417 Pieces: 10



Simple male coax connection

DIN 45325, IEC 60169-2
connection attenuation < 1dB

BASE



170-09120 Pieces: 10 With screw terminals and claw fixing



170-09121 Pieces: 10 With screw terminals and screw fixing



170-79120 Pieces: 10 With screw terminals and claw fixing, centre distance 71 mm

FINISHING SET



100-69101 Pieces: 10
104-69101 Pieces: 10
123-69101 Pieces: 10
157-69101 Pieces: 10
220-69101 Pieces: 10



101-69101 Pieces: 10
121-69101 Pieces: 10
124-69101 Pieces: 10
161-69101 Pieces: 10
221-69101 Pieces: 10



102-69101 Pieces: 10
122-69101 Pieces: 10
154-69101 Pieces: 10
200-69101 Pieces: 10

COMPLETE UNIT FOR CLAW FIXING



100-69120 Pieces: 10

DIN RAIL CONNECTOR (INCL. DIN RAIL ADAPTER AND CONNECTOR TV)



650-16900 Pieces: 10 DIN-rail coax F-connector TV (for RG59 cable)

2 x simple coax connection EDU TV + FM

DIN 45325, IEC 60169-2

connection attenuation TV < 1dB; FM < 3dB

DIN 45325, IEC 60169-2

connection attenuation TV < 1dB; FM < 3dB



BASE



170-09500 Pieces: 10 With screw terminals and claw fixing



170-09501 Pieces: 10 With screw terminals and screw fixing







170-79500 Pieces: 10 With screw terminals and claw fixing, centre distance 71 mm



170-79501 Pieces: 10 With screw terminals and screw fixing, centre distance 71 mm

FINISHING SET



	100-69702	Pieces: 10		101-69702	Pieces: 10		102-69702	Pieces: 10
	104-69702	Pieces: 10		121-69702	Pieces: 10		122-69702	Pieces: 10
	123-69702	Pieces: 10		124-69702	Pieces: 10		154-69702	Pieces: 10
	157-69702	Pieces: 10		161-69702	Pieces: 10		200-69702	Pieces: 10
	220-69702	Pieces: 10		221-69702	Pieces: 10			

COMPLETE UNIT FOR CLAW FIXING




	100-69500	Pieces: 10		101-69500	Pieces: 10
---	------------------	------------	---	------------------	------------

DIN RAIL CONNECTOR (INCL. DIN RAIL ADAPTER AND CONNECTOR TV)



650-16900 Pieces: 10 DIN-rail coax F-connector TV (for RG59 cable)



Coax connection for TV and FM and a satellite connection

DIN 45325, IEC 60169-2

connection attenuation TV < 1dB (5-80MHz); 1,5dB \pm 1dB (125-860MHz)

connection attenuation FM < 3dB (88-108MHz)

connection attenuation satellite: 2,5dB \pm 1dB

BASE



170-09550 Pieces: 10 With screw terminals and claw fixing



170-09551 Pieces: 10 With screw terminals and screw fixing



170-79550 Pieces: 10 With screw terminals and claw fixing, centre distance 71 mm



170-79551 Pieces: 10 With screw terminals and screw fixing, centre distance 71 mm

FINISHING SET



100-69551 Pieces: 10



104-69551 Pieces: 10



123-69551 Pieces: 10



157-69551 Pieces: 10



220-69551 Pieces: 10



101-69551 Pieces: 10



121-69551 Pieces: 10



124-69551 Pieces: 10



161-69551 Pieces: 10



221-69551 Pieces: 10



102-69551 Pieces: 10



122-69551 Pieces: 10



154-69551 Pieces: 10



200-69551 Pieces: 10

COMPLETE UNIT FOR CLAW FIXING



100-69550 Pieces: 10

DIN RAIL CONNECTOR (INCL. DIN RAIL ADAPTER AND CONNECTOR TV + SAT)



650-16910 Pieces: 10 DIN rail coax F-connector TV+Sat (RG6)

2 x multiple coax connection GEDU TV + FM

Only for use in looped networks!

DIN 45325, IEC 60169-2

connection attenuation TV, FM: 15dB ± 1dB

passage attenuation < 1dB

Always use in combination with a television amplifier of at least 20dB



Connect the terminal resistance 170-29601 to the last socket.

BASE

170-09600 Pieces: 10 With screw terminals and claw fixing



170-09601 Pieces: 10 With screw terminals and screw fixing









170-79600 Pieces: 10 With screw terminals and claw fixing, centre distance 71 mm



170-79601 Pieces: 10 With screw terminals and screw fixing, centre distance 71 mm

FINISHING SET

	100-69702	Pieces: 10		101-69702	Pieces: 10		102-69702	Pieces: 10
	104-69702	Pieces: 10		121-69702	Pieces: 10		122-69702	Pieces: 10
	123-69702	Pieces: 10		124-69702	Pieces: 10		154-69702	Pieces: 10
	157-69702	Pieces: 10		161-69702	Pieces: 10		200-69702	Pieces: 10
	220-69702	Pieces: 10		221-69702	Pieces: 10			

COMPLETE UNIT FOR CLAW FIXING


	100-69600	Pieces: 10		101-69600	Pieces: 10
---	------------------	------------	---	------------------	------------

DIN RAIL CONNECTOR (INCL. DIN RAIL ADAPTER AND CONNECTOR TV)

650-16900 Pieces: 10 DIN-rail coax F-connector TV (for RG59 cable)

ACCESSORIES

170-29601 Pieces: 10 Terminal resistor for GEDU connections



Telephone socket 2 x RJ11 parallel

BASE



170-09030 Pieces: 10 With screw terminals and claw fixing



170-09031 Pieces: 10 With screw terminals and screw fixing



170-79030 Pieces: 10 With screw terminals and claw fixing, centre distance 71 mm



170-79031 Pieces: 10 With screw terminals and screw fixing, centre distance 71 mm

FINISHING SET



100-69031 Pieces: 10



104-69031 Pieces: 10



123-69031 Pieces: 10



157-69031 Pieces: 10



220-69031 Pieces: 10



101-69031 Pieces: 10



121-69031 Pieces: 10



124-69031 Pieces: 10



161-69031 Pieces: 10



221-69031 Pieces: 10



102-69031 Pieces: 10



122-69031 Pieces: 10



154-69031 Pieces: 10



200-69031 Pieces: 10

COMPLETE UNIT FOR CLAW FIXING



100-69030 Pieces: 10



101-69030 Pieces: 10

DIN RAIL CONNECTOR (INCL. DIN RAIL ADAPTER AND CONNECTOR RJ11 UTP)



650-11113 Pieces: 10 DIN rail RJ11 UTP

Adsl/VDSL splitter RJ11

Suitable for ADSL, ADSL2, ADSL2+ and VDSL2 (standard ITU G.933.2).

**BASE**

170-09090 Pieces: 10 With screw terminals and claw fixing
















170-09091 Pieces: 10 With screw terminals and screw fixing



170-79090 Pieces: 10 With screw terminals and claw fixing, centre distance 71 mm

FINISHING SET

	100-69091	Pieces: 10		101-69091	Pieces: 10		102-69091	Pieces: 10
	104-69091	Pieces: 10		121-69091	Pieces: 10		122-69091	Pieces: 10
	123-69091	Pieces: 10		124-69091	Pieces: 10		154-69091	Pieces: 10
	157-69091	Pieces: 10		161-69091	Pieces: 10		200-69091	Pieces: 10
	220-69091	Pieces: 10		221-69091	Pieces: 10			

COMPLETE UNIT FOR CLAW FIXING

	100-69090	Pieces: 10		101-69090	Pieces: 10
---	------------------	------------	---	------------------	------------

COMPLETE UNIT FOR SCREW FIXING, CENTRE DISTANCE 71 MM

	100-79090	Pieces: 10		101-79090	Pieces: 10
---	------------------	------------	---	------------------	------------

DIN RAIL CONNECTOR (INCL. DIN RAIL ADAPTER AND CONNECTOR RJ11 UTP)

650-11113 Pieces: 10 DIN rail RJ11 UTP



1 x RJ11 UTP, flat set

Incl. adapter 9.1 and 1 connector

BASE



170-65113 Pieces: 10 For claw fixing



170-65213 Pieces: 10 For screw fixing



170-75113 Pieces: 10 For claw fixing, centre distance 71 mm



170-75213 Pieces: 10 For screw fixing, centre distance 71 mm

FINISHING SET WITH NON-TRANSPARENT LABELLING WINDOW



100-65100 Pieces: 10
104-65100 Pieces: 10
123-65100 Pieces: 10
157-65100 Pieces: 10
220-65100 Pieces: 10



101-65100 Pieces: 10
121-65100 Pieces: 10
124-65100 Pieces: 10
161-65100 Pieces: 10
221-65100 Pieces: 10



102-65100 Pieces: 10
122-65100 Pieces: 10
154-65100 Pieces: 10
200-65100 Pieces: 10

COMPLETE UNIT FOR CLAW FIXING, WITH NON-TRANSPARENT LABELLING WINDOW



100-65113 Pieces: 10
101-65113 Pieces: 10

DIN RAIL CONNECTOR (INCL. DIN RAIL ADAPTER AND CONNECTOR RJ11 UTP)



650-11113 Pieces: 10 DIN rail RJ11 UTP

2 x RJ11 UTP, flat set

Incl. 2 x adapter 9.1 and 2 connectors



BASE



170-65114 Pieces: 10 For claw fixing



170-65214 Pieces: 10 For screw fixing

















170-75114 Pieces: 10 For claw fixing, centre distance 71 mm



170-75214 Pieces: 10 For screw fixing, centre distance 71 mm

FINISHING SET WITH NON-TRANSPARENT LABELLING WINDOW



	100-65200	Pieces: 10		101-65200	Pieces: 10		102-65200	Pieces: 10
	104-65200	Pieces: 10		121-65200	Pieces: 10		122-65200	Pieces: 10
	123-65200	Pieces: 10		124-65200	Pieces: 10		154-65200	Pieces: 10
	157-65200	Pieces: 10		161-65200	Pieces: 10		200-65200	Pieces: 10
	220-65200	Pieces: 10		221-65200	Pieces: 10			

BASE




	100-65114	Pieces: 10		101-65114	Pieces: 10
--	------------------	------------	--	------------------	------------

DIN RAIL CONNECTOR (INCL. DIN RAIL ADAPTER AND CONNECTOR RJ11 UTP)



650-11113 Pieces: 10 DIN rail RJ11 UTP



Mechanism with coaxial connection and RJ45 connection Cat5E

Combination coax with RJ45 connection, UTP Cat5E, TV connection attenuation < 1 dB.

The standard connector which is provided with the product (Cat5E UTP RJ45 connector) can be replaced with the Niko Cat5E STP RJ 45 connector (650-45055), the Niko Cat6 UTP RJ45 connector (650-45061).

BASE



NEW

170-65158

Pieces: 6

For claw fixing



NEW

170-65178

Pieces: 6

For screw fixing



NEW

170-65138

Pieces: 6

For screw fixing, centre distance 71 mm

FINISHING SET


100-65702

Pieces: 10


104-65702

Pieces: 10


123-65702

Pieces: 10


157-65702

Pieces: 10


220-65702

Pieces: 10


101-65702

Pieces: 10


121-65702

Pieces: 10


124-65702

Pieces: 10


161-65702

Pieces: 10


221-65702

Pieces: 10


102-65702

Pieces: 10


122-65702

Pieces: 10


154-65702

Pieces: 10


200-65702

Pieces: 10

COMPLETE UNIT FOR SCREW FIXING, CENTRE DISTANCE 71 MM


100-65138

Pieces: 6


101-65138

Pieces: 6

DIN RAIL CONNECTOR (INCL. DIN RAIL ADAPTER AND CONNECTOR RJ45 UTP CAT.5E)


650-14551

Pieces: 10

DIN rail RJ45 UTP Cat.5E

DIN RAIL CONNECTOR (INCL. DIN RAIL ADAPTER AND CONNECTOR TV + SAT)


650-16910

Pieces: 10

DIN rail coax F-connector TV+Sat (RG6)

Mechanism with coax connection and RJ45 connection Cat6

Combination coax with RJ45 connection UTP Cat6, connection attenuation TV < 1dB.

The Cat6 UTP RJ45 connector supplied as standard can be replaced by a Niko Cat5E STP (650-45055) RJ45 connector or a Niko Cat6 STP (650-45066) RJ45 connector.

**BASE****NEW****170-65258**

Pieces: 6

For claw fixing

**NEW****170-65278**

Pieces: 6

For screw fixing

**NEW****170-65238**

Pieces: 6

For screw fixing, centre distance 71 mm

FINISHING SET**100-65702**

Pieces: 10

**104-65702**

Pieces: 10

**123-65702**

Pieces: 10

**157-65702**

Pieces: 10

**220-65702**

Pieces: 10

**101-65702**

Pieces: 10

**121-65702**

Pieces: 10

**124-65702**

Pieces: 10

**161-65702**

Pieces: 10

**221-65702**

Pieces: 10

**102-65702**

Pieces: 10

**122-65702**

Pieces: 10

**154-65702**

Pieces: 10

**200-65702**

Pieces: 10

COMPLETE UNIT FOR SCREW FIXING, CENTER DISTANCE 71 MM**100-65238**

Pieces: 6

**101-65238**

Pieces: 6

COMPLETE UNIT FOR CLAW FIXING**100-65258**

Pieces: 6

**101-65258**

Pieces: 6

DIN RAIL CONNECTOR (INCL. DIN RAIL ADAPTER AND CONNECTOR RJ45 UTP CAT6)**650-14561**


Pieces: 10

DIN rail RJ45 UTP Cat.6

DIN RAIL CONNECTOR (INCL. DIN RAIL ADAPTER AND CONNECTOR TV + SAT)**650-16910**

Pieces: 10

DIN rail coax F-connector TV+Sat (RG6)



1 x RJ45 UTP Cat5E, flat set

Incl. adapter 9.1 and 1 connector

BASE



170-65151 Pieces: 10 For claw fixing



170-65251 Pieces: 10 For screw fixing



170-75151 Pieces: 10 For claw fixing, centre distance 71 mm



170-75251 Pieces: 10 For screw fixing, centre distance 71 mm

FINISHING SET WITH NON-TRANSPARENT LABELLING WINDOW



100-65100 Pieces: 10
104-65100 Pieces: 10
123-65100 Pieces: 10
157-65100 Pieces: 10
220-65100 Pieces: 10



101-65100 Pieces: 10
121-65100 Pieces: 10
124-65100 Pieces: 10
161-65100 Pieces: 10
221-65100 Pieces: 10



102-65100 Pieces: 10
122-65100 Pieces: 10
154-65100 Pieces: 10
200-65100 Pieces: 10

COMPLETE SET FOR CLAW FIXING, WITH NON-TRANSPARENT LABELLING WINDOW



100-65151 Pieces: 10



101-65151 Pieces: 10

COMPLETE UNIT FOR SCREW FIXING, WITH NON-TRANSPARENT LABELLING WINDOW



100-65251 Pieces: 10



101-65251 Pieces: 10

COMPLETE UNIT FOR SCREW FIXING



100-75251 Pieces: 10



101-75251 Pieces: 10

DIN RAIL CONNECTOR (INCL. DIN RAIL ADAPTER AND CONNECTOR RJ45 UTP CAT.5E)



650-14551 Pieces: 10 DIN rail RJ45 UTP Cat.5E

2 x RJ45 UTP Cat5E, flat set

Incl. 2 x adapter 9.1 and 2 connectors



BASE



170-65152 Pieces: 10 For claw fixing



170-65252 Pieces: 10 For screw fixing



170-75152 Pieces: 10 For claw fixing, centre distance 71 mm



170-75252 Pieces: 10 For screw fixing, centre distance 71 mm

FINISHING SET WITH NON-TRANSPARENT LABELLING WINDOW



100-65200 Pieces: 10
104-65200 Pieces: 10
123-65200 Pieces: 10
157-65200 Pieces: 10
220-65200 Pieces: 10



101-65200 Pieces: 10
121-65200 Pieces: 10
124-65200 Pieces: 10
161-65200 Pieces: 10
221-65200 Pieces: 10



102-65200 Pieces: 10
122-65200 Pieces: 10
154-65200 Pieces: 10
200-65200 Pieces: 10

COMPLETE UNIT FOR CLAW FIXING, WITH NON-TRANSPARENT TEXT FIELD



100-65152 Pieces: 10 **101-65152** Pieces: 10

COMPLETE SET FOR SCREW FIXING, WITH NON-TRANSPARENT TEXT FIELD



100-65252 Pieces: 10 **101-65252** Pieces: 10

COMPLETE UNIT WITH SCREW TERMINALS




100-75252 Pieces: 10 **101-75252** Pieces: 10

DIN RAIL CONNECTOR (INCL. DIN RAIL ADAPTER AND CONNECTOR RJ45 UTP CAT.5E)



650-14551 Pieces: 10 DIN rail RJ45 UTP Cat.5E



1 x RJ45 STP Cat5E, flat set

Incl. adapter 9.1 and 1 connector

BASE



170-65155 Pieces: 10 For claw fixing



170-65255 Pieces: 10 For screw fixing



170-75155 Pieces: 10 For claw fixing, centre distance 71 mm



170-75255 Pieces: 10 For screw fixing, centre distance 71 mm

FINISHING SET WITH NON-TRANSPARENT LABELLING WINDOW



100-65100 Pieces: 10
104-65100 Pieces: 10
123-65100 Pieces: 10
157-65100 Pieces: 10
220-65100 Pieces: 10



101-65100 Pieces: 10
121-65100 Pieces: 10
124-65100 Pieces: 10
161-65100 Pieces: 10
221-65100 Pieces: 10



102-65100 Pieces: 10
122-65100 Pieces: 10
154-65100 Pieces: 10
200-65100 Pieces: 10

COMPLETE UNIT FOR CLAW FIXING, WITH NON-TRANSPARENT LABELLING WINDOW



100-65155 Pieces: 10



101-65155 Pieces: 10

COMPLETE UNIT FOR SCREW FIXING, WITH NON-TRANSPARENT LABELLING WINDOW



100-65255 Pieces: 10



101-65255 Pieces: 10

COMPLETE UNIT FOR SCREW FIXING



100-75255 Pieces: 10



101-75255 Pieces: 10

DIN RAIL CONNECTOR (INCL. DIN RAIL ADAPTER AND CONNECTOR RJ45 STP CAT.5E)



650-14555 Pieces: 10 DIN rail RJ45 STP Cat.5E

2 x RJ45 STP Cat5E, flat set

Incl. 2x adapter 9.1 and 2 connectors



BASE



170-65156 Pieces: 10 For claw fixing



170-65256 Pieces: 10 For screw fixing



170-75156 Pieces: 10 For claw fixing, centre distance 71 mm



170-75256 Pieces: 10 For screw fixing, centre distance 71 mm


FINISHING SET WITH NON-TRANSPARENT LABELLING WINDOW



100-65200 Pieces: 10
104-65200 Pieces: 10
123-65200 Pieces: 10
157-65200 Pieces: 10
220-65200 Pieces: 10



101-65200 Pieces: 10
121-65200 Pieces: 10
124-65200 Pieces: 10
161-65200 Pieces: 10
221-65200 Pieces: 10



102-65200 Pieces: 10
122-65200 Pieces: 10
154-65200 Pieces: 10
200-65200 Pieces: 10

COMPLETE UNIT FOR CLAW FIXING, WITH NON-TRANSPARENT LABELLING WINDOW



100-65156 Pieces: 10



101-65156 Pieces: 10

COMPLETE UNIT FOR SCREW FIXING, WITH NON-TRANSPARENT LABELLING WINDOW



100-65256 Pieces: 10



101-65256 Pieces: 10

COMPLETE UNIT FOR SCREW FIXING



100-75256 Pieces: 10



101-75256 Pieces: 10

DIN RAIL CONNECTOR (INCL. DIN RAIL ADAPTER AND CONNECTOR RJ45 STP CAT.5E)



650-14555 Pieces: 10 DIN rail RJ45 STP Cat.5E



1 x RJ45 UTP Cat6, flat set

Incl. adapter 9.1 and 1 connector

BASE



170-65161 Pieces: 10 For claw fixing



170-65261 Pieces: 10 For screw fixing



170-75161 Pieces: 10 For claw fixing, centre distance 71 mm



170-75261 Pieces: 10 For screw fixing, centre distance 71 mm

FINISHING SET WITH NON-TRANSPARENT LABELLING WINDOW



100-65100 Pieces: 10
104-65100 Pieces: 10
123-65100 Pieces: 10
157-65100 Pieces: 10
220-65100 Pieces: 10



101-65100 Pieces: 10
121-65100 Pieces: 10
124-65100 Pieces: 10
161-65100 Pieces: 10
221-65100 Pieces: 10



102-65100 Pieces: 10
122-65100 Pieces: 10
154-65100 Pieces: 10
200-65100 Pieces: 10

DIN RAIL CONNECTOR (INCL. DIN RAIL ADAPTER AND CONNECTOR RJ45 UTP CAT6)



650-14561 Pieces: 10 DIN rail RJ45 UTP Cat.6

2 x RJ45 UTP Cat6, flat set

Incl. 2x adapter 9.1 and 2 connectors



BASE



170-65162 Pieces: 10 For claw fixing



170-65262 Pieces: 10 For screw fixing



170-75162 Pieces: 10 For claw fixing, centre distance 71 mm



170-75262 Pieces: 10 For screw fixing, centre distance 71 mm

FINISHING SET WITH NON-TRANSPARENT LABELLING WINDOW



100-65200 Pieces: 10



104-65200 Pieces: 10



123-65200 Pieces: 10



157-65200 Pieces: 10



220-65200 Pieces: 10



101-65200 Pieces: 10



121-65200 Pieces: 10



124-65200 Pieces: 10



161-65200 Pieces: 10



221-65200 Pieces: 10



102-65200 Pieces: 10



122-65200 Pieces: 10



154-65200 Pieces: 10




200-65200 Pieces: 10

DIN RAIL CONNECTOR (INCL. DIN RAIL ADAPTER AND CONNECTOR RJ45 UTP CAT6)



650-14561 Pieces: 10 DIN rail RJ45 UTP Cat.6



2 x RJ45 UTP Cat6, oblique set

Incl. adapter 9.4 and 2 connectors

BASE



170-65362 Pieces: 10 For screw fixing



170-75362 Pieces: 10 For screw fixing, centre distance 71 mm

FINISHING SET WITH TRANSPARENT LABELLING WINDOW




	100-65400	Pieces: 10		101-65400	Pieces: 10		102-65400	Pieces: 10
	104-65400	Pieces: 10		121-65400	Pieces: 10		122-65400	Pieces: 10
	123-65400	Pieces: 10		124-65400	Pieces: 10		154-65400	Pieces: 10
	157-65400	Pieces: 10		161-65400	Pieces: 10		200-65400	Pieces: 10
	220-65400	Pieces: 10		221-65400	Pieces: 10			

DIN RAIL CONNECTOR (INCL. DIN RAIL ADAPTER AND CONNECTOR RJ45 UTP CAT6)



650-14561 Pieces: 10 DIN rail RJ45 UTP Cat.6



1 x RJ45 STP Cat6, flat set

Incl. adapter 9.1 and 1 connector

BASE



170-65166 Pieces: 10 For claw fixing



170-65266 Pieces: 10 For screw fixing



170-75166 Pieces: 10 For claw fixing, centre distance 71 mm



170-75266 Pieces: 10 For screw fixing, centre distance 71 mm

FINISHING SET WITH NON-TRANSPARENT LABELLING WINDOW



	100-65100	Pieces: 10		101-65100	Pieces: 10		102-65100	Pieces: 10
	104-65100	Pieces: 10		121-65100	Pieces: 10		122-65100	Pieces: 10
	123-65100	Pieces: 10		124-65100	Pieces: 10		154-65100	Pieces: 10
	157-65100	Pieces: 10		161-65100	Pieces: 10		200-65100	Pieces: 10
	220-65100	Pieces: 10		221-65100	Pieces: 10			

DIN RAIL CONNECTOR (INCL. DIN RAIL ADAPTER AND CONNECTOR RJ45 STP CAT.6)

















650-14566 Pieces: 10 DIN rail RJ45 STP Cat.6

2 x RJ45 STP Cat6, flat set

Incl. 2x adapter 9.1 and 2 connectors

**BASE****170-65167** Pieces: 10 For claw fixing**170-65267** Pieces: 10 For screw fixing**170-75167** Pieces: 10 For claw fixing, centre distance 71 mm**170-75267** Pieces: 10 For screw fixing, centre distance 71 mm**FINISHING SET WITH NON-TRANSPARENT LABELLING WINDOW**

	100-65200	Pieces: 10		101-65200	Pieces: 10		102-65200	Pieces: 10
	104-65200	Pieces: 10		121-65200	Pieces: 10		122-65200	Pieces: 10
	123-65200	Pieces: 10		124-65200	Pieces: 10		154-65200	Pieces: 10
	157-65200	Pieces: 10		161-65200	Pieces: 10		200-65200	Pieces: 10
	220-65200	Pieces: 10		221-65200	Pieces: 10			

COMPLETE UNIT FOR CLAW FIXING, WITH NON-TRANSPARENT LABELLING WINDOW


	100-65167	Pieces: 10		101-65167	Pieces: 10
---	------------------	------------	---	------------------	------------















COMPLETE UNIT FOR SCREW FIXING, WITH NON-TRANSPARENT LABELLING WINDOW

	100-65267	Pieces: 10		101-65267	Pieces: 10
---	------------------	------------	---	------------------	------------


DIN RAIL CONNECTOR (INCL. DIN RAIL ADAPTER AND CONNECTOR RJ45 STP CAT.6)**650-14566** Pieces: 10 DIN rail RJ45 STP Cat.6**2 x RJ45 STP Cat6, oblique set**

Incl. adapter 9.4 and 2 connectors

**BASE****170-65367** Pieces: 10 For screw fixing**170-75367** Pieces: 10 For screw fixing, centre distance 71 mm**FINISHING SET WITH TRANSPARENT LABELLING WINDOW**

	100-65400	Pieces: 10		101-65400	Pieces: 10		102-65400	Pieces: 10
	104-65400	Pieces: 10		121-65400	Pieces: 10		122-65400	Pieces: 10
	123-65400	Pieces: 10		124-65400	Pieces: 10		154-65400	Pieces: 10
	157-65400	Pieces: 10		161-65400	Pieces: 10		200-65400	Pieces: 10
	220-65400	Pieces: 10		221-65400	Pieces: 10			

DIN RAIL CONNECTOR (INCL. DIN RAIL ADAPTER AND CONNECTOR RJ45 STP CAT.6)**650-14566** Pieces: 10 DIN rail RJ45 STP Cat.6



Connectors

ACCESSORIES



650-45051 Pieces: 10 RJ45 connector, UTP, cat. 5E



650-45055 Pieces: 10 RJ45 connector, STP, cat. 5E



650-45061 Pieces: 10 RJ45 connector, UTP, cat. 6



650-45066 Pieces: 10 RJ45 connector, STP, cat. 6



650-45013 Pieces: 10 RJ11 connector, UTP



Din rail connectors

includes DIN-rail adapter and the connector

DIN RAIL CONNECTOR (INCL. DIN RAIL ADAPTER AND CONNECTOR RJ11 UTP)



650-11113 Pieces: 10 DIN rail RJ11 UTP

DIN RAIL CONNECTOR (INCL. DIN RAIL ADAPTER AND CONNECTOR RJ45 UTP CAT.5E)



650-14551 Pieces: 10 DIN rail RJ45 UTP Cat.5E

DIN RAIL CONNECTOR (INCL. DIN RAIL ADAPTER AND CONNECTOR RJ45 STP CAT.5E)



650-14555 Pieces: 10 DIN rail RJ45 STP Cat.5E

DIN RAIL CONNECTOR (INCL. DIN RAIL ADAPTER AND CONNECTOR RJ45 UTP CAT6)



650-14561 Pieces: 10 DIN rail RJ45 UTP Cat.6

DIN RAIL CONNECTOR (INCL. DIN RAIL ADAPTER AND CONNECTOR RJ45 STP CAT.6)



650-14566 Pieces: 10 DIN rail RJ45 STP Cat.6

DIN RAIL CONNECTOR (INCL. DIN RAIL ADAPTER AND CONNECTOR TV)



650-16900 Pieces: 10 DIN-rail coax F-connector TV (for RG59 cable)

DIN RAIL CONNECTOR (INCL. DIN RAIL ADAPTER AND CONNECTOR TV + SAT)



650-16910 Pieces: 10 DIN rail coax F-connector TV+Sat (RG6)

Accessories



BASE



170-68600 Pieces: 10 For claw fixing



170-68700 Pieces: 10 For screw fixing



170-68800 Pieces: 10 For claw fixing (centre distance: 71 mm)



170-68900 Pieces: 10 For screw fixing (centre distance: 71 mm)

TRANSPARENT LABELLING WINDOW



190-65000 Pieces: 50

BLIND PLATES 45X45 MM



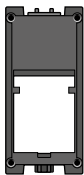
100-76901 Pieces: 10
104-76901 Pieces: 10
123-76901 Pieces: 10
157-76901 Pieces: 10
220-76901 Pieces: 10



101-76901 Pieces: 10
121-76901 Pieces: 10
124-76901 Pieces: 10
161-76901 Pieces: 10
221-76901 Pieces: 10



102-76901 Pieces: 10
122-76901 Pieces: 10
154-76901 Pieces: 10
200-76901 Pieces: 10



Adapters

ADAPTERS FOR FLAT FINISHING SETS FOR NIKO 650-450XX, SINGLE



170-65901

Pieces: 10

Single adapter 9.1

ADAPTERS FOR FLAT FINISHING SETS FOR OTHER BRANDS, SINGLE



170-65101

Pieces: 10

Single adapter 1 (for AMP, Siemon, Nexans, Brandrex, etc.)



170-65201

Pieces: 10

Single adapter 2 (for systimax, etc.)



170-65501

Pieces: 10

Single adapter 5 (for Krone, Kerpen, Radiall, Panduit, etc.)



170-65601

Pieces: 10

Single adapter 6 (for panduit, etc.)



170-65701

Pieces: 10

Single adapter 7 (for CAE, Abitana, Prysmian, Molex, etc.)

ADAPTERS FOR FLAT FINISHING SETS FOR NIKO 02-399-XX, SINGLE



170-65401

Pieces: 10

Single adapter 4.1

ADAPTERS FOR FLAT FINISHING SETS FOR NIKO 02-399-XX, DOUBLE



170-65402

Pieces: 10

Double adapter 4.2

ADAPTERS FOR FLAT FINISHING SETS FOR OTHER BRANDS, DOUBLE



170-65302

Pieces: 10

Double adapter 3.2 (for ITT, etc.)

ADAPTERS FOR OBLIQUE FINISHING SETS FOR NIKO 650-450XX, DOUBLE



170-65904

Pieces: 10

Double adapter angled 9.4


ADAPTERS FOR OBLIQUE FINISHING SETS FOR NIKO 02-399-XX, DOUBLE



170-65404

Pieces: 10

Double adapter angled 4.4



Universal rotary dimmer 5 - 325 W, 3 wire

Dimmer for incandescent lamps, 230 V halogen lamps, all low-voltage halogen lamps, dimmable economy lamps and dimmable LED lamps.

- to be used with or without light value memory
- for use with more than one control point, in combination with (a maximum of five) rotary button extensions (310-02000)
- incandescent lamps: 5 - 325 W
- 230 V halogen lamps: 5 - 325 W
- dimmable economy lamps: 5 - 200 W (max. 10)
- dimmable LED lamps: 5 - 200 W (max. 10)
- ferromagnetic transformer: 20 - 325 W
- toroidal core transformer: 20 - 325 W
- electronic transformer: 20 - 325 W
- minimum load: 5 W
- maximum load: 325 W
- overload protection with automatic reset function
- electronic short-circuit protection
- powerline communication interference suppression
- connection terminals: 2 x 2.5 mm²
- ambient temperature: 35 °C

BASE



310-01900 Pieces: 6 With screw terminals and claws




310-01901 Pieces: 6 With screw terminals, for screw fixing

FINISHING SET



	100-31003	Pieces: 10		101-31003	Pieces: 10		102-31003	Pieces: 10
	104-31003	Pieces: 10		121-31003	Pieces: 10		122-31003	Pieces: 10
	123-31003	Pieces: 10		124-31003	Pieces: 10		154-31003	Pieces: 10
	157-31003	Pieces: 10		161-31003	Pieces: 10		200-31003	Pieces: 10
	220-31003	Pieces: 10		221-31003	Pieces: 10			



Rotary button extension, 3 wire

Rotary button extension for the universal rotary dimmer with PLC interference suppression 5 - 325 W.

- up to five extensions per universal rotary dimmer 5 - 325 W (310-01900)
- power supply voltage: 230 Vac \pm 10%, 50 Hz
- connection terminals: 2 x 2.5 mm²

BASE



310-02000 Pieces: 6 With screw terminals and claws



310-02001 Pieces: 6 With screw terminals, for screw fixing

FINISHING SET



	100-31003	Pieces: 10		101-31003	Pieces: 10		102-31003	Pieces: 10
	104-31003	Pieces: 10		121-31003	Pieces: 10		122-31003	Pieces: 10
	123-31003	Pieces: 10		124-31003	Pieces: 10		154-31003	Pieces: 10
	157-31003	Pieces: 10		161-31003	Pieces: 10		200-31003	Pieces: 10
	220-31003	Pieces: 10		221-31003	Pieces: 10			

Rotary dimmer 500 VA, 2 wire

Dimmer for incandescent lamps, 230 V halogen lamps and low-voltage halogen lamps with ferromagnetic transformer or toroidal core transformer.

- to be used for single-pole, two-way or intermediate switching
- built-in two-way switch
- power supply voltage: 230 Vac \pm 10%, 40 - 60 Hz
- incandescent lamps: 500 W
- 230 V halogen lamps: 400 W
- ferromagnetic transformer: 500 VA
- toroidal core transformer: 200 VA
- minimum load: 50 VA
- overload protection with automatic reset function
- short-circuit protection via fuse
- built-in spare fuse
- connection terminals: 2 x 1.5 mm² or 1 x 2.5 mm²
- ambient temperature: 20 °C

**BASE**

310-01600 Pieces: 6 With screw terminals and claws



310-01601 Pieces: 6 With screw terminals, for screw fixing

FINISHING SET

	100-31000	Pieces: 10		101-31000	Pieces: 10		102-31000	Pieces: 10
	104-31000	Pieces: 10		121-31000	Pieces: 10		122-31000	Pieces: 10
	123-31000	Pieces: 10		124-31000	Pieces: 10		154-31000	Pieces: 10
	157-31000	Pieces: 10		161-31000	Pieces: 10		200-31000	Pieces: 10
	220-31000	Pieces: 10		221-31000	Pieces: 10			

ACCESSORIES

310-00001 Pieces: 10 Fuse holder for rotary dimmers

Rotary dimmer 320 VA, 2 wire

Dimmer for incandescent lamps, 230 V halogen lamps and low-voltage halogen lamps with electronic transformer.

- to be used for single-pole, two-way or intermediate switching
- built-in two-way switch
- power supply voltage: 230 Vac \pm 10%, 50 Hz \pm 1 Hz
- incandescent lamps: 250 W
- 230 V halogen lamps: 250 W
- electronic transformer: 320 VA
- minimum load: 20 W/35 VA
- hum-free
- powerline communication interference suppression
- overload protection with automatic reset function
- electronic short-circuit protection
- connection terminals: 2 x 1.5 mm² or 1 x 2.5 mm²
- ambient temperature: 20 °C

**BASE**


310-01700 Pieces: 6 With screw terminals and claws



310-01701 Pieces: 6 With screw terminals, for screw fixing

FINISHING SET

	100-31000	Pieces: 10		101-31000	Pieces: 10		102-31000	Pieces: 10
	104-31000	Pieces: 10		121-31000	Pieces: 10		122-31000	Pieces: 10
	123-31000	Pieces: 10		124-31000	Pieces: 10		154-31000	Pieces: 10
	157-31000	Pieces: 10		161-31000	Pieces: 10		200-31000	Pieces: 10
	220-31000	Pieces: 10		221-31000	Pieces: 10			



Rotary dimmer 420 W, 2 wire

Dimmer for incandescent lamps and 230 V halogen lamps.

- to be used for single-pole, two-way or intermediate switching
- built-in two-way switch
- power supply voltage: 230 Vac \pm 10%, 40 - 60 Hz
- incandescent lamps: 420 W
- 230 V halogen lamps: 300 W
- minimum load: 60 W
- overload protection with automatic reset function
- short-circuit protection via fuse
- built-in spare fuse
- connection terminals: 2 x 1.5 mm² or 1 x 2.5 mm²
- ambient temperature: 20 °C



BASE



310-01400 Pieces: 6 With screw terminals and claws



310-01401 Pieces: 6 With screw terminals, for screw fixing

FINISHING SET




	100-31000	Pieces: 10		101-31000	Pieces: 10		102-31000	Pieces: 10
	104-31000	Pieces: 10		121-31000	Pieces: 10		122-31000	Pieces: 10
	123-31000	Pieces: 10		124-31000	Pieces: 10		154-31000	Pieces: 10
	157-31000	Pieces: 10		161-31000	Pieces: 10		200-31000	Pieces: 10
	220-31000	Pieces: 10		221-31000	Pieces: 10			

ACCESSORIES



310-00001 Pieces: 10 Fuse holder for rotary dimmers



Rotary dimmer 300 W, 2 wire

Dimmer for incandescent lamps and 230 V halogen lamps.

- to be used for single-pole, two-way or intermediate switching
- built-in two-way switch
- power supply voltage: 230 Vac \pm 10%, 40 - 60 Hz
- incandescent lamps: 300 W
- 230 V halogen lamps: 250 W
- minimum load: 60 W
- overload protection with automatic reset function
- short-circuit protection via fuse
- built-in spare fuse
- connection terminals: 2 x 1.5 mm² or 1 x 2.5 mm²
- ambient temperature: 20 °C

BASE



310-01300 Pieces: 6 With screw terminals and claws



310-01301 Pieces: 6 With screw terminals, for screw fixing

FINISHING SET



	100-31000	Pieces: 10		101-31000	Pieces: 10		102-31000	Pieces: 10
	104-31000	Pieces: 10		121-31000	Pieces: 10		122-31000	Pieces: 10
	123-31000	Pieces: 10		124-31000	Pieces: 10		154-31000	Pieces: 10
	157-31000	Pieces: 10		161-31000	Pieces: 10		200-31000	Pieces: 10
	220-31000	Pieces: 10		221-31000	Pieces: 10			

ACCESSORIES



310-00001 Pieces: 10 Fuse holder for rotary dimmers

Rotary dimmer for systems with 1-10 V current control

Dimmer for switching and controlling dimmable electronic control gear (ECG) for fluorescent lighting, compact fluorescent lighting and dimmable LED lighting.

- to be used for single-pole switching
- built-in single-pole switch (max. 2 A)
- power supply voltage: 230 Vac \pm 10%, 50 Hz \pm 1 Hz
- maximum control: 45 mA
- minimum control: 0.1 mA
- compatible with all electronic control gear in compliance with EN60929
- adjustment range depends on the electronic control gear connected and the manufacturer
- connection terminals: 2 x 1.5 mm² or 1 x 2.5 mm²
- ambient temperature: 20 °C

**BASE**

310-01100 Pieces: 6 With screw terminals and claws



310-01101 Pieces: 6 With screw terminals, for screw fixing

FINISHING SET

100-31000	Pieces: 10	101-31000	Pieces: 10	102-31000	Pieces: 10
104-31000	Pieces: 10	121-31000	Pieces: 10	122-31000	Pieces: 10
123-31000	Pieces: 10	124-31000	Pieces: 10	154-31000	Pieces: 10
157-31000	Pieces: 10	161-31000	Pieces: 10	200-31000	Pieces: 10
220-31000	Pieces: 10	221-31000	Pieces: 10		

DALI rotary dimmer

This DALI potentiometer or DALI slave dimmer is used to control DALI controlled light luminaires. The dimmer can be set to control 15 DALI groups or zones separately or set in broadcast mode, to control all DALI controlled devices simultaneously. This dimmer is not equipped with a built-in power supply for the DALI bus (you can use the external Niko power supply 350-70985). The rotary dimmer can also be used in combination with the Niko DALI addressable detectors to manually dim the light. It is possible to manually change the dimming speed (the so-called fade rate) - without the use of a PC.

- for use in DALI systems
- power supply voltage: that of the DALI bus (not built-in)
- complies with the EN 60669-2-1
- groups/zones: 15 separately or all at once
- dimming speed: adjustable
- connection terminals: 2 x 2.5 mm²
- ambient temperature: +5 °C +50 °C
- power consumption: 6 mA



NEW

BASE

310-02100 Pieces: 6 With screw terminals and claw fixing




NEW

310-02101 Pieces: 6 With screw terminals, for screw fixing

FINISHING SET

100-31003	Pieces: 10	101-31003	Pieces: 10	102-31003	Pieces: 10
104-31003	Pieces: 10	121-31003	Pieces: 10	122-31003	Pieces: 10
123-31003	Pieces: 10	124-31003	Pieces: 10	154-31003	Pieces: 10
157-31003	Pieces: 10	161-31003	Pieces: 10	200-31003	Pieces: 10
220-31003	Pieces: 10	221-31003	Pieces: 10		



Universal push button dimmer 3 - 300 W, 2 wire

Dimmer for incandescent lamps, 230 V halogen lamps, all low-voltage halogen lamps and dimmable LED lamps. Connected with 2-wire system.

- for use with or without light value memory
- for use with several control points, use N.O. push buttons, also when replacing single-pole, two-way or intermediate switches
- incandescent lamps: 3 - 300 W
- 230 V halogen lamps: 3 - 300 W
- dimmable LED lamps: 3 - 200 W (max. 10)
- ferromagnetic transformer: 20 - 300 W
- toroidal core transformer: 20 - 300 W
- electronic transformer: 20 - 300 W
- minimum load: 3 W
- maximum load: 300 W
- overload protection with automatic reset function
- electronic short-circuit protection
- powerline communication interference suppression
- power consumption standby: 0.15 W
- connection terminals: 2 x 2.5 mm²
- ambient temperature: 35 °C

BASE



NEW

310-02900

Pieces: 6

With screw terminals and claw fixing



NEW

310-02901

Pieces: 6

With screw terminals, for screw fixing

FINISHING SET



	100-31002	Pieces: 10
	104-31002	Pieces: 10
	123-31002	Pieces: 10
	157-31002	Pieces: 10
	220-31002	Pieces: 10

	101-31002	Pieces: 10
	121-31002	Pieces: 10
	124-31002	Pieces: 10
	161-31002	Pieces: 10
	221-31002	Pieces: 10

	102-31002	Pieces: 10
	122-31002	Pieces: 10
	154-31002	Pieces: 10
	200-31002	Pieces: 10



Push-button dimmer 2 - 100 W, 3 wire

Dimmer for dimmable Philips LED fittings (Ledino), incandescent lamps, dimmable economy lamps, 230 V halogen lamps and electronic transformers.

- to be used with or without light value memory
- up to 30 control points with NO push buttons, also when replacing single-pole, two-way or intermediate switching
- dimmable Philips LED fittings (Ledino): 100 W
- incandescent lamps: 100 W
- dimmable economy lamps: 100 W
- 230 V halogen lamps: 100 W
- electronic transformer: 100 W
- minimum load: 2 W
- maximum load: 100 W
- overload protection with automatic reset function
- electronic short-circuit protection
- connection terminals: 2 x 1.5 mm² or 1 x 2.5 mm²
- ambient temperature: 35 °C



BASE

**310-02800**

Pieces: 6

With screw terminals and claws

**310-02801**

Pieces: 6

With screw terminals, for screw fixing

FINISHING SET



	100-31002	Pieces: 10
	104-31002	Pieces: 10
	123-31002	Pieces: 10
	157-31002	Pieces: 10
	220-31002	Pieces: 10

	101-31002	Pieces: 10
	121-31002	Pieces: 10
	124-31002	Pieces: 10
	161-31002	Pieces: 10
	221-31002	Pieces: 10

	102-31002	Pieces: 10
	122-31002	Pieces: 10
	154-31002	Pieces: 10
	200-31002	Pieces: 10

Universal push-button dimmer 450 VA, 2 wire

Dimmer for incandescent lamps, 230 V halogen lamps and all types of low-voltage halogen lamps.

- to be used with or without light value memory
- up to 30 control points with NO push buttons, also when replacing single-pole, two-way or intermediate switching
- power supply voltage: 230 Vac \pm 10%, 50 Hz, \pm 1 Hz
- incandescent lamps: 450 W
- 230 V halogen lamps: 450 W
- ferromagnetic transformer: 450 VA
- toroidal core transformer: 450 VA
- electronic transformer: 450 VA
- minimum load: 40 W/40 VA
- hum-free
- powerline communication interference suppression
- overload protection with automatic reset function
- electronic short-circuit protection
- connection terminals: 2 x 1.5 mm² or 1 x 2.5 mm²
- ambient temperature: 20 °C















**BASE**

310-02700 Pieces: 6 With screw terminals and claws



310-02701 Pieces: 6 With screw terminals, for screw fixing

FINISHING SET

	100-31001	Pieces: 10		101-31001	Pieces: 10		102-31001	Pieces: 10
	104-31001	Pieces: 10		121-31001	Pieces: 10		122-31001	Pieces: 10
	123-31001	Pieces: 10		124-31001	Pieces: 10		154-31001	Pieces: 10
	157-31001	Pieces: 10		161-31001	Pieces: 10		200-31001	Pieces: 10
	220-31001	Pieces: 10		221-31001	Pieces: 10			

Push-button dimmer 550 VA, 2 wire

Dimmer for incandescent lamps, 230 V halogen lamps and low-voltage halogen lamps with ferromagnetic transformer or toroidal core transformer.

- to be used with or without light value memory
- up to 30 control points with NO push buttons, also when replacing single-pole, two-way or intermediate switching
- power supply voltage: 230 Vac \pm 10 %, 40 - 60 Hz
- incandescent lamps: 550 W
- 230 V halogen lamps: 550 W
- ferromagnetic transformer: 550 VA
- toroidal core transformer: 550 VA
- minimum load: 40 W/35 VA
- powerline communication interference suppression
- overload protection with automatic reset function
- short-circuit protection via fuse
- built-in spare fuse
- connection terminals: 2 x 1.5 mm² or 1 x 2.5 mm²
- ambient temperature: 20 °C



**BASE**

310-02600 Pieces: 6 With screw terminals and claws




310-02601 Pieces: 6 With screw terminals, for screw fixing

FINISHING SET

	100-31001	Pieces: 10		101-31001	Pieces: 10		102-31001	Pieces: 10
	104-31001	Pieces: 10		121-31001	Pieces: 10		122-31001	Pieces: 10
	123-31001	Pieces: 10		124-31001	Pieces: 10		154-31001	Pieces: 10
	157-31001	Pieces: 10		161-31001	Pieces: 10		200-31001	Pieces: 10
	220-31001	Pieces: 10		221-31001	Pieces: 10			

ACCESSORIES

04-613-32 Pieces: 10 Fuse holder for push-button dimmer 310-026XX



Universal rotary dimmer 3 - 300 W, 2 wire

Dimmer for incandescent lamps, 230 V halogen lamps, all low-voltage halogen lamps, dimmable economy lamps and dimmable LED lamps, 2 wired.

- for use with or without light value memory
 - for use with several control points, use N.O. push buttons, also when replacing single-pole, two-way or intermediate switches
 - incandescent lamps: 3 - 300 W
 - 230 V halogen lamps: 3 - 300 W
 - dimmable LED lamps: 3 - 200 W (max. 10)
 - ferromagnetic transformer: 20 - 300 W
 - toroidal core transformer: 20 - 300 W
 - electronic transformer: 20 – 300 W
- minimum load: 3 W
 - maximum load: 300 W
 - overload protection with automatic reset function
 - electronic short-circuit protection
 - powerline communication interference suppression
 - power consumption standby: 0.15 W
 - connection terminals: 2 x 2.5 mm²

ambient temperature: 35 °C



NEW

310-03900

Pieces: 6

With screw terminals and claw fixing



NEW

310-03901

Pieces: 6

With screw terminals, for screw fixing

FINISHING SET




100-31003	Pieces: 10
104-31003	Pieces: 10
123-31003	Pieces: 10
157-31003	Pieces: 10
220-31003	Pieces: 10



101-31003	Pieces: 10
121-31003	Pieces: 10
124-31003	Pieces: 10
161-31003	Pieces: 10
221-31003	Pieces: 10



102-31003	Pieces: 10
122-31003	Pieces: 10
154-31003	Pieces: 10
200-31003	Pieces: 10



Motion detector 180° with switching contact (10 A, 230 V), 8 m















This motion detector is used for LED, economy lamps, 230 V halogen lamps, low voltage halogen lamps and fluorescent lamps. For indoor use only.

Replaces 1XX-78400 (sensor) and 420-0010X (actuator).

- switch-off delay: $\pm 1 - 30$ min
- light sensitivity: $\pm 10 - 1000$ lux
- mounting height: $0.8 - 1.2$ m
- relay contact : NO. (max 10 A), potential-free
 - incandescent lamps: 2,300 W
 - 230 V halogen lamps: 2,300 W
 - low-voltage halogen lamps: 500 VA
 - (non-compensated) fluorescent lamps: 1,200 VA
- LED lamps 230 V and economy lamps (CFLi): 350 W
- detection angle: horizontal 180°, vertical 60°
- detection range: 8 - 9 m
- connection terminals: $2 \times 1.5 \text{ mm}^2$ or $1 \times 2.5 \text{ mm}^2$
- connection possibility for an external push button or switch
- may be used as master or as slave in case of several detection points per lighting circuit











COMPLETE UNIT FOR CLAW FIXING




	100-78010	Pieces: 6		101-78010	Pieces: 6		102-78010	Pieces: 6
	104-78010	Pieces: 6		121-78010	Pieces: 6		122-78010	Pieces: 6
	123-78010	Pieces: 6		124-78010	Pieces: 6		154-78010	Pieces: 6
	157-78010	Pieces: 6		161-78010	Pieces: 6		200-78010	Pieces: 6
	220-78010	Pieces: 6		221-78010	Pieces: 6			

COMPLETE UNIT FOR SCREW FIXING



	100-78011	Pieces: 6		121-78011	Pieces: 6		122-78011	Pieces: 6
	123-78011	Pieces: 6		124-78011	Pieces: 6		154-78011	Pieces: 6
	157-78011	Pieces: 6		161-78011	Pieces: 6		200-78011	Pieces: 6
	221-78011	Pieces: 6						



Motion detector 180° with potential-free contact (4 A, 230 V), 8 m















Due to its potential-free contact, this motion detector can be used in several systems. For indoor use only.

Replaces 1XX-78400 (sensor) and 420-0020X (actuator).

- switch-off delay: $\pm 5 \text{ s} - 30$ min
- light sensitivity: $\pm 2 - 1,000$ lux
- mounting height: $0.8 - 1.2$ m
- relay contact : NO. (max 4 A) potential-free
 - incandescent lamps: 920 W
 - 230 V halogen lamps: 920 W
- (non-compensated) fluorescent lamps: 575 VA
- motors: 920 VA
- detection angle: horizontal 180°, vertical 60°
- detection range: 8 m (horizontal)
- connection possibility for an external push button















COMPLETE UNIT FOR CLAW FIXING



	100-78020	Pieces: 6		101-78020	Pieces: 6		102-78020	Pieces: 6
	104-78020	Pieces: 6		121-78020	Pieces: 6		122-78020	Pieces: 6
	123-78020	Pieces: 6		124-78020	Pieces: 6		154-78020	Pieces: 6
	157-78020	Pieces: 6		161-78020	Pieces: 6		200-78020	Pieces: 6
	220-78020	Pieces: 6		221-78020	Pieces: 6			

COMPLETE UNIT FOR SCREW FIXING



	100-78021	Pieces: 6		101-78021	Pieces: 6		102-78021	Pieces: 6
	104-78021	Pieces: 6		121-78021	Pieces: 6		122-78021	Pieces: 6
	123-78021	Pieces: 6		124-78021	Pieces: 6		154-78021	Pieces: 6
	157-78021	Pieces: 6		161-78021	Pieces: 6		200-78021	Pieces: 6
	220-78021	Pieces: 6		221-78021	Pieces: 6			

Motion detector 180°, two-wire (40 - 400 W, 230 V), 8 m















This motion detector is used for switching incandescent lamps and 230 V halogen lamps only. For indoor use only.



Replaces 1XX-78400 (sensor) and 420-0040X (actuator).

- switch-off delay: ± 5 s - 30 min
- light sensitivity: ± 2 - 1000 lux
- mounting height: 0.8 - 1.2 m
- contact : 1.7 A triac
 - incandescent lamps: 400 W
 - 230V-halogen lamps: 400 W
- detection angle: horizontal 180°, vertical 60°
- detection range: 8 m (horizontal)
- connection possibility for an external push button or switch

COMPLETE UNIT FOR CLAW FIXING

	100-78040	Pieces: 6		101-78040	Pieces: 6		102-78040	Pieces: 6
	104-78040	Pieces: 6		121-78040	Pieces: 6		122-78040	Pieces: 6
	123-78040	Pieces: 6		124-78040	Pieces: 6		154-78040	Pieces: 6
	157-78040	Pieces: 6		161-78040	Pieces: 6		200-78040	Pieces: 6
	220-78040	Pieces: 6		221-78040	Pieces: 6			

COMPLETE UNIT FOR SCREW FIXING

	100-78041	Pieces: 6		101-78041	Pieces: 6		102-78041	Pieces: 6
	104-78041	Pieces: 6		121-78041	Pieces: 6		122-78041	Pieces: 6
	123-78041	Pieces: 6		124-78041	Pieces: 6		154-78041	Pieces: 6
	157-78041	Pieces: 6		161-78041	Pieces: 6		200-78041	Pieces: 6
	220-78041	Pieces: 6		221-78041	Pieces: 6			



Orientation lighting with backup battery and white leds, 830 lux - 6500 K

Suitable for indoor use. In case of a power failure, the integrated backup battery takes over for a period of 15 minutes.

- works directly on 230 Vac (no transformer needed)
- only suitable for a flush-mounting box with a flush-mounting depth of minimum 50 mm
- no plaster kit needed
- terminal connection: min. 2 x 1.5 mm², max. 2 x 2.5 mm²
- power consumption: 0.6 W
- light intensity at diffuser: 830 lux
- protection degree: IP41
- impact-resistance: IK06
- no heat, IR or UV radiation
- average life span of LEDs: 60 000 h
- battery: environmentally friendly NiMH battery
- battery recharge cycle: ± 24 h

COMPLETE UNIT



170-38010 Pieces: 6 With plug-in terminals and claws



170-38011 Pieces: 6 With plug-in terminals, for screw fixing

ACCESSORIES



170-38020 Pieces: 1 Backup battery



Orientation lighting with warm white LEDs, 360 lux - 2800 K

- works directly on 230 Vac (no transformer needed)
- only suitable for a flush-mounting box with a flush-mounting depth of minimum 50 mm
- no plaster kit needed
- terminal connection: min. 2 x 1.5 mm², max. 2 x 2.5 mm²
- power consumption: 0.25 W
- light intensity at diffuser: 360 lux
- protection degree: IP41
- impact-resistance: IK06
- no heat, IR or UV radiation
- average life span of LEDs: 60 000 h

COMPLETE UNIT



170-38500 Pieces: 6 With plug-in terminals and claws



170-38501 Pieces: 6 With plug-in terminals, for screw fixing



Orientation lighting with white leds, 830 lux - 6500 K

- works directly on 230 Vac (no transformer needed)
- only suitable for a flush-mounting box with a flush-mounting depth of minimum 50 mm
- no plaster kit needed
- terminal connection: min. 2 x 1.5 mm², max. 2 x 2.5 mm²
- power consumption: 0.2 W
- light intensity at diffuser: 830 lux
- protection degree: IP41, IK06
- impact-resistance: IK06
- no heat, IR or UV radiation
- average life span of LEDs: 60 000 h

BASE



170-38000 Pieces: 6 With plug-in terminals and claws



170-38001 Pieces: 6 With plug-in terminals, for screw fixing

Orientation lighting with white leds, 2100 lux - 6500 K

- works directly on 230 Vac (no transformer needed)
- only suitable for a flush-mounting box with a flush-mounting depth of minimum 50 mm
- no plaster kit needed
- terminal connection: min. 2 x 1.5 mm², max. 2 x 2.5 mm²
- power consumption: 0.6 W
- light intensity at diffuser: 2100 lux
- protection degree: IP41
- impact-resistance: IK06
- no heat, IR or UV radiation
- average life span of LEDs: 60 000 h

**COMPLETE UNIT**

170-38200 Pieces: 6 With plug-in terminals and claws



170-38201 Pieces: 6 With plug-in terminals, for screw fixing

Orientation lighting with blue leds, 270 lux

- works directly on 230 Vac (no transformer needed)
- only suitable for a flush-mounting box with a flush-mounting depth of minimum 50 mm
- no plaster kit needed
- terminal connection: min. 2 x 1.5 mm², max. 2 x 2.5 mm²
- power consumption: 0.6 W
- light intensity at diffuser: 270 lux
- protection degree: IP41
- impact-resistance: IK06
- no heat, IR or UV radiation
- average life span of LEDs: 60 000 h

**COMPLETE UNIT**

170-38100 Pieces: 6 With plug-in terminals and claws



170-38101 Pieces: 6 With plug-in terminals, for screw fixing

Orientation lighting with red leds, 460 lux

- works directly on 230 Vac (no transformer needed)
- only suitable for a flush-mounting box with a flush-mounting depth of minimum 50 mm
- no plaster kit needed
- terminal connection: min. 2 x 1.5 mm², max. 2 x 2.5 mm²
- power consumption: 0.6 W
- light intensity at diffuser: 460 lux
- protection degree: IP41
- impact-resistance: IK06
- no heat, IR or UV radiation
- average life span of LEDs: 60 000 h

**COMPLETE UNIT**

170-38300 Pieces: 6 With plug-in terminals and claws



170-38301 Pieces: 6 With plug-in terminals, for screw fixing



Orientation lighting with green leds, 900 lux

- works directly on 230 Vac (no transformer needed)
- only suitable for a flush-mounting box with a flush-mounting depth of minimum 50 mm
- no plaster kit needed
- terminal connection: min. 2 x 1.5 mm², max. 2 x 2.5 mm²
- power consumption: 0.6 W
- light intensity at diffuser: 900 lux
- protection degree: IP41
- impact-resistance: IK06
- no heat, IR or UV radiation
- average life span of LEDs: 60 000 h

COMPLETE UNIT



170-38400 Pieces: 6 With plug-in terminals and claws



170-38401 Pieces: 6 With plug-in terminals, for screw fixing



Single surface-mounting kit

The single surface-mounting kit is supplied with screws and can be combined with all products from the Niko flush-mounting range, except for time switches, motion detectors 110° and the socket outlet with overvoltage protection.

COMPLETE UNIT

100-80100	Pieces: 10	cream
101-80100	Pieces: 10	white

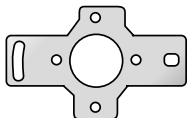


Double surface-mounting kit

The double surface-mounting kit is supplied with screws and can be combined with all products from the Niko flush-mounting range, except for time switches, motion detectors 110° and the socket outlet with overvoltage protection.

COMPLETE UNIT

100-80200	Pieces: 5	cream
101-80200	Pieces: 5	white



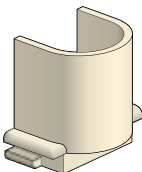
Mounting cross

This galvanised mounting cross is suitable for vertically mounting single and double surface-mounting kits onto flush-mounting boxes with a centre distance of 65 mm between the fixing holes.

COMPLETE UNIT



170-30700	Pieces: 10
-----------	------------



Conduit fittings

M16 CONDUIT FITTING



11-865	Pieces: 50	cream
--------	------------	-------



31-865	Pieces: 50	white
--------	------------	-------

M20 CONDUIT FITTING



11-866	Pieces: 50	cream
--------	------------	-------

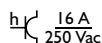


31-866	Pieces: 50	white
--------	------------	-------



Socket outlet, 16 A/250 Vac

Two-pole with side earthing and safety shutter.



COMPLETE UNIT WITH SCREW TERMINALS, EXCLUDING BOX (IP55)



	700-36800	Pieces: 10	With screw terminals, grey
	701-36800	Pieces: 10	With screw terminals, white
	761-36800	Pieces: 10	With screw terminals, black

COMPLETE UNIT WITH PLUG-IN TERMINALS, EXCLUDING BOX (IP55)

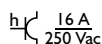


	700-36805	Pieces: 10	With plug-in terminals, grey
	701-36805	Pieces: 10	With plug-in terminals, white
	761-36805	Pieces: 10	With plug-in terminals, black



Socket outlet, 16 A/250 Vac

Two-pole with pin earthing and safety shutter.



COMPLETE UNIT WITH SCREW TERMINALS, EXCLUDING BOX (IP55)



	700-36600	Pieces: 10	With screw terminals, grey
	701-36600	Pieces: 10	With screw terminals, white
	761-36600	Pieces: 10	With screw terminals, black



Double socket outlet, 16 A/250 VAC

Two-pole with side earthing and safety shutter.



COMPLETE UNIT, INCLUDING BOX WITH ONE M20 ENTRY (IP55), PRE-WIRED, VERTICAL



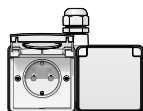
	700-37842	Pieces: 3	With screw terminals and one M20 cable gland, grey
	701-37842	Pieces: 3	With screw terminals and one M20 cable gland, white
	761-37842	Pieces: 3	With screw terminals and one M20 cable gland, black

COMPLETE UNIT, INCLUDING BOX WITH ONE M20 ENTRY (IP55), PRE-WIRED, VERTICAL



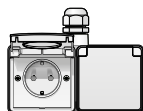
	700-37845	Pieces: 3	With plug-in terminals and one M20 cable gland, grey
	701-37845	Pieces: 3	With plug-in terminals and one M20 cable gland, white
	761-37845	Pieces: 3	With plug-in terminals and one M20 cable gland, black

COMPLETE UNIT, INCLUDING BOX WITH ONE M20 ENTRY (IP55), PRE-WIRED, HORIZONTAL



	700-37848	Pieces: 2	With screw terminals and one M20 cable gland, grey
	701-37848	Pieces: 2	With screw terminals and one M20 cable gland, white
	761-37848	Pieces: 2	With screw terminals and one M20 cable gland, black

COMPLETE UNIT, INCLUDING BOX WITH ONE M20 ENTRY (IP55), PRE-WIRED, HORIZONTAL



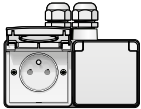
	700-37846	Pieces: 2	With plug-in terminals and one M20 cable gland, grey
	701-37846	Pieces: 2	With plug-in terminals and one M20 cable gland, white
	761-37846	Pieces: 2	With plug-in terminals and one M20 cable gland, black

Double socket outlet, 16 A/250 Vac

Two-pole with pin earthing and safety shutter.

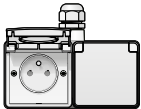


COMPLETE UNIT WITH SCREW TERMINALS, INCLUDING BOX WITH TWO M20 ENTRIES (IP55), PRE-WIRED, HORIZONTAL



		700-37749	Pieces: 2	With screw terminals and two M20 cable glands, grey
NEW		701-37749	Pieces: 2	With screw terminals and two M20 cable glands, white
NEW		761-37749	Pieces: 2	With screw terminals and two M20 cable glands, black

COMPLETE UNIT WITH SCREW TERMINALS, INCLUDING BOX WITH ONE M20 ENTRY (IP55), PRE-WIRED, HORIZONTAL



		700-37748	Pieces: 2	With screw terminals and one M20 cable gland, grey
NEW		701-37748	Pieces: 2	With screw terminals and one M20 cable gland, white
NEW		761-37748	Pieces: 2	With screw terminals and one M20 cable gland, black

COMPLETE UNIT WITH SCREW TERMINALS, INCLUDING BOX WITH TWO M20 ENTRIES (IP55), PRE-WIRED, VERTICAL



		700-37730	Pieces: 2	With screw terminals and two M20 cable glands, grey
NEW		701-37730	Pieces: 2	With screw terminals and two M20 cable glands, white
NEW		761-37730	Pieces: 2	With screw terminals and two M20 cable glands, black

Two-pole switch, 10 A/250 Vac



COMPLETE UNIT WITH SCREW TERMINALS, EXCLUDING BOX (IP55)



		700-31200	Pieces: 10	With screw terminals, grey
		701-31200	Pieces: 10	With screw terminals, white
		761-31200	Pieces: 10	With screw terminals, black

COMPLETE UNIT WITH PLUG-IN TERMINALS, EXCLUDING BOX (IP55)



		700-31205	Pieces: 10	With plug-in terminals, grey
NEW		701-31205	Pieces: 10	With plug-in terminals, white
NEW		761-31205	Pieces: 10	With plug-in terminals, black

Two-way switch, 10 A/250 Vac



COMPLETE UNIT WITH SCREW TERMINALS, EXCLUDING BOX (IP55)



		700-31600	Pieces: 10	With screw terminals, grey
		701-31600	Pieces: 10	With screw terminals, white
		761-31600	Pieces: 10	With screw terminals, black

COMPLETE UNIT WITH SCREW TERMINALS, EXCLUDING BOX (IP55)



		700-31605	Pieces: 10	With plug-in terminals, grey
NEW		701-31605	Pieces: 10	With plug-in terminals, white
NEW		761-31605	Pieces: 10	With plug-in terminals, black



Intermediate switch, 10 A/250 Vac



COMPLETE UNIT WITH SCREW TERMINALS, EXCLUDING BOX (IP55)



		700-31700	Pieces: 10	With screw terminals, grey
NEW		701-31700	Pieces: 10	With screw terminals, white
NEW		761-31700	Pieces: 10	With screw terminals, black

COMPLETE UNIT WITH PLUG-IN TERMINALS, EXCLUDING BOX (IP55)



		700-31705	Pieces: 10	With plug-in terminals, grey
NEW		701-31705	Pieces: 10	With plug-in terminals, white
NEW		761-31705	Pieces: 10	With plug-in terminals, black



Two-pole switch, 16 A/250 Vac



COMPLETE UNIT MET INSTEKKLEMMEN, EXCLUDING BOX (IP55)



		700-31300	Pieces: 10	With screw terminals, grey
NEW		701-31300	Pieces: 10	With screw terminals, white
NEW		761-31300	Pieces: 10	With screw terminals, black



Two-way switch, 16 A/250 Vac

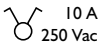


COMPLETE UNIT WITH SCREW TERMINALS, EXCLUDING BOX (IP55)



		700-31616	Pieces: 10	With screw terminals, grey
NEW		701-31616	Pieces: 10	With screw terminals, white
NEW		761-31616	Pieces: 10	With screw terminals, black

Two-circuit switch, 10 A/250 Vac



COMPLETE UNIT WITH SCREW TERMINALS, EXCLUDING BOX (IP55)



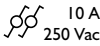
		700-31500	Pieces: 10	With screw terminals, grey
NEW		701-31500	Pieces: 10	With screw terminals, white
NEW		761-31500	Pieces: 10	With screw terminals, black

COMPLETE UNIT WITH PLUG-IN TERMINALS, EXCLUDING BOX (IP55)



		700-31505	Pieces: 10	With plug-in terminals, grey
NEW		701-31505	Pieces: 10	With plug-in terminals, white
NEW		761-31505	Pieces: 10	With plug-in terminals, black

Double two-way switch, 10 A/250 Vac



COMPLETE UNIT WITH SCREW TERMINALS, EXCLUDING BOX (IP55)



		700-32600	Pieces: 10	With screw terminals, grey
NEW		701-32600	Pieces: 10	With screw terminals, white
NEW		761-32600	Pieces: 10	With screw terminals, black

COMPLETE UNIT WITH PLUG-IN TERMINALS, EXCLUDING BOX (IP55)



		700-32605	Pieces: 10	With plug-in terminals, grey
NEW		701-32605	Pieces: 10	With plug-in terminals, white
NEW		761-32605	Pieces: 10	With plug-in terminals, black

Two-pole control switch, 10 A/250 ac

With small transparent window without symbol. The LED lighting element needs to be ordered separately (see accessories).



COMPLETE UNIT WITH SCREW TERMINALS, EXCLUDING BOX (IP55)



		700-37200	Pieces: 10	With screw terminals, grey
NEW		701-37200	Pieces: 10	With screw terminals, white
NEW		761-37200	Pieces: 10	With screw terminals, black

COMPLETE UNIT WITH PLUG-IN TERMINALS, EXCLUDING BOX (IP55)



		700-37205	Pieces: 10	With plug-in terminals, grey
NEW		701-37205	Pieces: 10	With plug-in terminals, white
NEW		761-37205	Pieces: 10	With plug-in terminals, black



Two-way control switch, 10 A/250 Vac

With small transparent window without symbol. The LED lighting element needs to be ordered separately (see accessories).



COMPLETE UNIT WITH SCREW TERMINALS, EXCLUDING BOX (IP55)



		700-37600	Pieces: 10	With screw terminals, grey
NEW		701-37600	Pieces: 10	With screw terminals, white
NEW		761-37600	Pieces: 10	With screw terminals, black

COMPLETE UNIT WITH PLUG-IN TERMINALS, EXCLUDING BOX (IP55)



		700-37605	Pieces: 10	With plug-in terminals, grey
NEW		701-37605	Pieces: 10	With plug-in terminals, white
NEW		761-37605	Pieces: 10	With plug-in terminals, black



Roll-down shutter switch, mechanically locked and electrically separated

This switch is used for controlling the motors of roll-down shutters, garage ports, venetian blinds, awnings, etc.

To change the rotary direction, place the left key on 'STOP', then press the correct arrow on the right key and finally press 'START' again.



COMPLETE UNIT WITH SCREW TERMINALS, EXCLUDING BOX (IP55)



		700-35900	Pieces: 10	With screw terminals, grey
NEW		701-35900	Pieces: 10	With screw terminals, white
NEW		761-35900	Pieces: 10	With screw terminals, black

COMPLETE UNIT WITH PLUG-IN TERMINALS, EXCLUDING BOX (IP55)

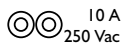


NEW		700-35905	Pieces: 10	With plug-in terminals, grey
NEW		701-35905	Pieces: 10	With plug-in terminals, white
NEW		761-35905	Pieces: 10	With plug-in terminals, black



Roll-down shutter push button, electrically separated

This push button is used for controlling the motors of roll-down shutters, garage ports, venetian blinds, awnings, etc.



COMPLETE UNIT WITH SCREW TERMINALS, EXCLUDING BOX (IP55)



		700-35910	Pieces: 10	With screw terminals, grey
NEW		701-35910	Pieces: 10	With screw terminals, white
NEW		761-35910	Pieces: 10	With screw terminals, black

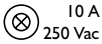
COMPLETE UNIT WITH PLUG-IN TERMINALS, EXCLUDING BOX (IP55)



		700-35915	Pieces: 10	With plug-in terminals, grey
NEW		701-35915	Pieces: 10	With plug-in terminals, white
NEW		761-35915	Pieces: 10	With plug-in terminals, black

Illuminable push button, NO or NC

With small transparent window without symbol. The LED lighting element needs to be ordered separately (see accessories).



COMPLETE UNIT WITH SCREW TERMINALS, EXCLUDING BOX (IP55)



	700-30000	Pieces: 10	With screw terminals, grey
	701-30000	Pieces: 10	With screw terminals, white
	761-30000	Pieces: 10	With screw terminals, black

COMPLETE UNIT WITH PLUG-IN TERMINALS, EXCLUDING BOX (IP55)



	700-30005	Pieces: 10	With plug-in terminals, grey
	701-30005	Pieces: 10	With plug-in terminals, white
	761-30005	Pieces: 10	With plug-in terminals, black

Non-illuminable push button, NO or NC

With four connection terminals.



COMPLETE UNIT WITH SCREW TERMINALS, EXCLUDING BOX (IP55)



	700-33000	Pieces: 10	With screw terminals, grey
	701-33000	Pieces: 10	With screw terminals, white
	761-33000	Pieces: 10	With screw terminals, black

COMPLETE UNIT WITH PLUG-IN TERMINALS, EXCLUDING BOX (IP55)



	700-33005	Pieces: 10	With plug-in terminals, grey
	701-33005	Pieces: 10	With plug-in terminals, white
	761-33005	Pieces: 10	With plug-in terminals, black

Illuminable double push button, 2x NO or NC

With small transparent windows without symbol. The LED lighting elements need to be ordered separately (see accessories).



COMPLETE UNIT WITH SCREW TERMINALS, EXCLUDING BOX (IP55)







	700-35100	Pieces: 10	With screw terminals, grey
	701-35100	Pieces: 10	With screw terminals, white
	761-35100	Pieces: 10	With screw terminals, black

COMPLETE UNIT WITH PLUG-IN TERMINALS, EXCLUDING BOX (IP55)






	700-35105	Pieces: 10	With plug-in terminals, grey
	701-35105	Pieces: 10	With plug-in terminals, white
	761-35105	Pieces: 10	With plug-in terminals, black

**Non-illuminable double push button, 2x NO or NC** 10 A
250 Vac**COMPLETE UNIT WITH SCREW TERMINALS, EXCLUDING BOX (IP55)**

	700-35000	Pieces: 10	With screw terminals, grey
	701-35000	Pieces: 10	With screw terminals, white
	761-35000	Pieces: 10	With screw terminals, black

COMPLETE UNIT WITH PLUG-IN TERMINALS, EXCLUDING BOX (IP55)

	700-35005	Pieces: 10	With plug-in terminals, grey
	701-35005	Pieces: 10	With plug-in terminals, white
	761-35005	Pieces: 10	With plug-in terminals, black




**Small transparent window with symbols for push buttons (10 A/250 Vac)****SMALL TRANSPARENT WINDOWS****700-30100** Pieces: 10 With bell symbol**700-30200** Pieces: 10 With lamp symbol**700-30300** Pieces: 10 With key symbol**Indication unit, 250 Vac**

With transparent cover and red LEDs.

 250 Vac**COMPLETE UNIT, EXCLUDING BOX (IP55)****700-38100** Pieces: 10 With screw terminals**Adapter frame with hinged lid for 45 x 45 mm functions**

Adapter frame for flush mounting the following 45 x 45 mm functions: Niko data modules, telephone socket outlets, audio connections and TV/FM socket outlets.

COMPLETE UNIT, EXCLUDING BOX (IP55)


	700-85000	Pieces: 10	Grey
	701-85000	Pieces: 10	White
	761-85000	Pieces: 10	Black

Data module for Niko RJ connectors

single data module (flat) = 1 single finishing set + 1 adapter
double data module (flat) = 1 double finishing set + 2 adapters
double data module (oblique) = 1 double finishing set + 1 adapter



ADAPTERS FOR FLAT FINISHING SETS FOR NIKO 650-450XX, SINGLE

	170-65901	Pieces: 10	Single adapter 9.1
---	------------------	------------	--------------------
















ADAPTERS FOR OBLIQUE FINISHING SETS FOR NIKO 650-450XX, DOUBLE

	170-65904	Pieces: 10	Double adapter angled 9.4
--	------------------	------------	---------------------------


FINISHING SET WITH NON-TRANSPARENT LABELLING WINDOW

		100-65100	Pieces: 10		101-65100	Pieces: 10		102-65100	Pieces: 10
		104-65100	Pieces: 10		121-65100	Pieces: 10		122-65100	Pieces: 10
		123-65100	Pieces: 10		124-65100	Pieces: 10		154-65100	Pieces: 10
		157-65100	Pieces: 10		161-65100	Pieces: 10		200-65100	Pieces: 10
		220-65100	Pieces: 10		221-65100	Pieces: 10			


FINISHING SET WITH NON-TRANSPARENT LABELLING WINDOW

		100-65200	Pieces: 10		101-65200	Pieces: 10		102-65200	Pieces: 10
		104-65200	Pieces: 10		121-65200	Pieces: 10		122-65200	Pieces: 10
		123-65200	Pieces: 10		124-65200	Pieces: 10		154-65200	Pieces: 10
		157-65200	Pieces: 10		161-65200	Pieces: 10		200-65200	Pieces: 10
		220-65200	Pieces: 10		221-65200	Pieces: 10			
















STANDARD 45 X 45 MM MODULE, FLAT

	101-65500	Pieces: 10	Single finishing set with transparent text field
--	------------------	------------	--

STANDARD 45 X 45 MM MODULE, FLAT

	101-65600	Pieces: 10	Double finishing set with transparent text field
--	------------------	------------	--

FINISHING SET WITH TRANSPARENT LABELLING WINDOW

		100-65400	Pieces: 10		101-65400	Pieces: 10		102-65400	Pieces: 10
		104-65400	Pieces: 10		121-65400	Pieces: 10		122-65400	Pieces: 10
		123-65400	Pieces: 10		124-65400	Pieces: 10		154-65400	Pieces: 10
		157-65400	Pieces: 10		161-65400	Pieces: 10		200-65400	Pieces: 10
		220-65400	Pieces: 10		221-65400	Pieces: 10			



Niko RJ connector

ACCESSORIES



650-45051 Pieces: 10 RJ45 connector, UTP, cat. 5E



650-45055 Pieces: 10 RJ45 connector, STP, cat. 5E



650-45061 Pieces: 10 RJ45 connector, UTP, cat. 6



650-45066 Pieces: 10 RJ45 connector, STP, cat. 6



650-45013 Pieces: 10 RJ11 connector, UTP



Single data module for other RJ connectors

data module = 1 finishing set + 1 adapter

Refer also to the table "Data communication connections for other RJ connectors" in the chapter "Media network".

ADAPTERS FOR FLAT FINISHING SETS FOR OTHER BRANDS, SINGLE



170-65101 Pieces: 10 Single adapter 1 (for AMP, Siemon, Nexans, Brandrex, etc.)



170-65201 Pieces: 10 Single adapter 2 (for systemax, etc.)



170-65501 Pieces: 10 Single adapter 5 (for Krone, Kerpen, Radiall, Panduit, etc.)



170-65601 Pieces: 10 Single adapter 6 (for panduit, etc.)



170-65701 Pieces: 10 Single adapter 7 (for CAE, Abitana, Prysmian, Molex, etc.)

ADAPTERS FOR FLAT FINISHING SETS FOR NIKO 02-399-XX, SINGLE



170-65401 Pieces: 10 Single adapter 4.1

FINISHING SET WITH NON-TRANSPARENT LABELLING WINDOW



100-65100 Pieces: 10
104-65100 Pieces: 10
123-65100 Pieces: 10
157-65100 Pieces: 10
220-65100 Pieces: 10



101-65100 Pieces: 10
121-65100 Pieces: 10
124-65100 Pieces: 10
161-65100 Pieces: 10
221-65100 Pieces: 10



102-65100 Pieces: 10
122-65100 Pieces: 10
154-65100 Pieces: 10
200-65100 Pieces: 10

STANDARD 45 X 45 MM MODULE, FLAT



101-65500 Pieces: 10 Single finishing set with transparent text field

Double data module for other RJ connectors

data module = 1 finishing set + 2 single adapters or 1 double adapter


Refer also to the table “Data communication connections for other RJ connectors” in the chapter “Media network”.




ADAPTERS FOR FLAT FINISHING SETS FOR OTHER BRANDS, SINGLE

	170-65101	Pieces: 10	Single adapter 1
	170-65201	Pieces: 10	Single adapter 2
	170-65501	Pieces: 10	Single adapter 5
	170-65601	Pieces: 10	Single adapter 6
	170-65701	Pieces: 10	Single adapter 7



ADAPTERS FOR FLAT FINISHING SETS FOR OTHER BRANDS, DOUBLE

	170-65302	Pieces: 10	Double adapter 3.2
--	------------------	------------	--------------------


ADAPTERS FOR FLAT FINISHING SETS FOR NIKO 02-399-XX, DOUBLE

	170-65402	Pieces: 10	Double adapter 4.2
---	------------------	------------	--------------------

FINISHING SET WITH NON-TRANSPARENT LABELLING WINDOW

		100-65200	Pieces: 10		101-65200	Pieces: 10		102-65200	Pieces: 10
		104-65200	Pieces: 10		121-65200	Pieces: 10		122-65200	Pieces: 10
		123-65200	Pieces: 10		124-65200	Pieces: 10		154-65200	Pieces: 10
		157-65200	Pieces: 10		161-65200	Pieces: 10		200-65200	Pieces: 10
		220-65200	Pieces: 10		221-65200	Pieces: 10			

STANDARD 45 X 45 MM MODULE, FLAT

	101-65600	Pieces: 10	Double finishing set with transparent text field
--	------------------	------------	--

Telephone socket outlet, 45 x 45 mm



COMPLETE UNIT

	101-69032	Pieces: 10	Telephone socket outlet with two RJ11 connectors in parallel
	101-69092	Pieces: 10	ADSL/VDSL splitter with two RJ11 connectors



Audio connection, 45 x 45 mm

COMPLETE UNIT



101-69703

Pieces: 10

Double loudspeaker connection



101-69803

Pieces: 10

Single loudspeaker connection



TV/FM socket outlet, 45 x 45 mm

COMPLETE UNIT



101-69121

Pieces: 10

Single socket outlet with coaxial connection for TV



101-69501

Pieces: 10

Single socket outlet with coaxial connection for TV and FM



101-69552

Pieces: 10

Single socket outlet with coaxial connection for TV, FM and satellite



101-69601

Pieces: 10

Loop-through socket outlet with coaxial connection for TV and FM




Surface-mounting box for one function

This single surface-mounting box is suitable for flush-mounting one function. The entire unit is splash proof which makes it extremely well-suited for use in damp areas and in demanding environments.






SINGLE SURFACE-MOUNTING BOX WITH TWO MEMBRANE ENTRIES



	700-83101	Pieces: 10	Single box, grey
	701-83101	Pieces: 10	Single box, white
	761-83101	Pieces: 10	Single box, black




SINGLE SURFACE-MOUNTING BOX WITH 1 M20 ENTRY



	700-84101	Pieces: 10	Single box with one M20 entry, grey
	701-84101	Pieces: 10	Single box with one M20 entry, white
	761-84101	Pieces: 10	Single box with one M20 entry, black




SURFACE-MOUNTING BOX WITH 1 M20 ENTRY INCLUDING CABLE GLAND



	700-84151	Pieces: 8	Single box with one M20 entry including M20 cable gland, grey
	701-84151	Pieces: 8	Single box with one M20 entry including M20 cable gland, white
	761-84151	Pieces: 8	Single box with one M20 entry including M20 cable gland, black




SINGLE SURFACE-MOUNTING BOX WITH 1X2 M20 ENTRIES



	700-84102	Pieces: 10	Single box with 1x two M20 entries, grey
	701-84102	Pieces: 10	Single box with 1x two M20 entries, white
	761-84102	Pieces: 10	Single box with 1x two M20 entries, black




SURFACE-MOUNTING BOX WITH 1X2 M20 ENTRIES INCLUDING CABLE GLANDS



	700-84152	Pieces: 8	Single box with 1x two M20 entries including M20 cable glands, grey
	701-84152	Pieces: 8	Single box with 1x two M20 entries including M20 cable glands, white
	761-84152	Pieces: 8	Single box with 1x two M20 entries including M20 cable glands, black




SINGLE SURFACE-MOUNTING BOX WITH 2X1 M20 ENTRIES



	700-84111	Pieces: 10	Single box with 2x one M20 entry, grey
	701-84111	Pieces: 10	Single box with 2x one M20 entry, white
	761-84111	Pieces: 10	Single box with 2x one M20 entry, black




SURFACE-MOUNTING BOX WITH 2X1 M20 ENTRIES INCLUDING CABLE GLANDS



	700-84161	Pieces: 5	Single box with 2x one M20 entry including M20 cable glands, grey
	701-84161	Pieces: 5	Single box with 2x one M20 entry including M20 cable glands, white
	761-84161	Pieces: 5	Single box with 2x one M20 entry including M20 cable glands, black




SINGLE SURFACE-MOUNTING BOX WITH 2+1 M20 ENTRIES



	700-84112	Pieces: 10	Single box with 1x two M20 entries and one M20 entry, grey
	701-84112	Pieces: 10	Single box with 1x two M20 entries and one M20 entry, white
	761-84112	Pieces: 10	Single box with 1x two M20 entries and one M20 entry, black

SURFACE-MOUNTING BOX WITH 2+1 M20 ENTRIES INCLUDING CABLE GLANDS



	700-84162	Pieces: 5	Single box with 1x two M20 entries and one M20 entry including M20 cable glands, grey
	701-84162	Pieces: 5	Single box with 1x two M20 entries and one M20 entry including M20 cable glands, white
	761-84162	Pieces: 5	Single box with 1x two M20 entries and one M20 entry including M20 cable glands, black






Vertical surface-mounting box for two functions

This double vertical surface-mounting frame is suitable for flush mounting two functions. The entire unit is splash proof which makes it extremely well-suited for use in damp areas and in demanding environments.




DOUBLE VERTICAL SURFACE-MOUNTING BOX WITH TWO MEMBRANE ENTRIES



	700-83201	Pieces: 5	Double box, grey
	701-83201	Pieces: 5	Double box, white
	761-83201	Pieces: 5	Double box, black




VERTICAL SURFACE-MOUNTING BOX WITH 1 M20 ENTRY



	700-84201	Pieces: 5	Double box with one M20 entry, grey
	701-84201	Pieces: 5	Double box with one M20 entry, white
	761-84201	Pieces: 5	Double box with one M20 entry, black




VERTICAL SURFACE-MOUNTING BOX WITH 1 M20 ENTRY INCLUDING GLAND



	700-84251	Pieces: 5	Double box with one M20 entry including M20 cable gland, grey
	701-84251	Pieces: 5	Double box with one M20 entry including M20 cable gland, white
	761-84251	Pieces: 5	Double box with one M20 entry including M20 cable gland, black




VERTICAL SURFACE-MOUNTING BOX WITH 1X2 M20 ENTRIES



	700-84202	Pieces: 5	Double box with 1x two M20 entries, grey
	701-84202	Pieces: 5	Double box with 1x two M20 entries, white
	761-84202	Pieces: 5	Double box with 1x two M20 entries, black




VERTICAL SURFACE-MOUNTING BOX WITH 1X2 M20 ENTRIES INCLUDING GLANDS



	700-84252	Pieces: 5	Double box with 1x two M20 entries including M20 cable glands, grey
	701-84252	Pieces: 5	Double box with 1x two M20 entries including M20 cable glands, white
	761-84252	Pieces: 5	Double box with 1x two M20 entries including M20 cable glands, black




VERTICAL SURFACE-MOUNTING BOX WITH 2X1 M20 ENTRIES



	700-84211	Pieces: 5	Double box with 2x one M20 entry, grey
	701-84211	Pieces: 5	Double box with 2x one M20 entry, white
	761-84211	Pieces: 5	Double box with 2x one M20 entry, black




VERTICAL SURFACE-MOUNTING BOX WITH 2X1 M20 ENTRIES INCLUDING GLANDS



	700-84261	Pieces: 4	Double box with 2x one M20 entry including M20 cable glands, grey
	701-84261	Pieces: 4	Double box with 2x one M20 entry including M20 cable glands, white
	761-84261	Pieces: 4	Double box with 2x one M20 entry including M20 cable glands, black

VERTICAL SURFACE-MOUNTING BOX WITH 2+1 M20 ENTRIES



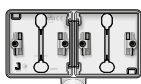
	700-84212	Pieces: 5	Double box with 1x two M20 entries and one M20 entry, grey
	701-84212	Pieces: 5	Double box with 1x two M20 entries and one M20 entry, white
	761-84212	Pieces: 5	Double box with 1x two M20 entries and one M20 entry, black

VERTICAL SURFACE-MOUNTING BOX WITH 2+1 M20 ENTRIES INCLUDING GLANDS

	700-84262	Pieces: 4	Double box with 1x two M20 entries and one M20 entry including M20 cable glands, grey
NEW	701-84262	Pieces: 4	Double box with 1x two M20 entries and one M20 entry including M20 cable glands, white
NEW	761-84262	Pieces: 4	Double box with 1x two M20 entries and one M20 entry including M20 cable glands, black

Horizontal surface-mounting box for two functions

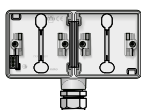
This double horizontal surface-mounting frame is suitable for flush mounting two functions. The entire unit is splash proof which makes it extremely well-suited for use in damp areas and in demanding environments.

**HORIZONTAL SURFACE-MOUNTING BOX WITH 1 M20 ENTRY**

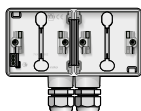
	700-84801	Pieces: 5	Double box with one M20 entry, grey
	701-84801	Pieces: 5	Double box with one M20 entry, white
	761-84801	Pieces: 5	Double box with one M20 entry, black

HORIZONTAL SURFACE-MOUNTING BOX WITH 1X2 M20 ENTRIES

	700-84802	Pieces: 5	Double box with 1x two M20 entries, grey
	701-84802	Pieces: 5	Double box with 1x two M20 entries, white
	761-84802	Pieces: 5	Double box with 1x two M20 entries, black

HORIZONTAL SURFACE-MOUNTING BOX WITH 1 M20 ENTRY INCLUDING CABLE GLAND

	700-84851	Pieces: 4	Double box with one M20 entry including M20 cable gland, grey
NEW	701-84851	Pieces: 4	Double box with one M20 entry including M20 cable gland, white
NEW	761-84851	Pieces: 4	Double box with one M20 entry including M20 cable gland, black

HORIZONTAL SURFACE-MOUNTING BOX WITH 1X2 M20 ENTRIES INCLUDING CABLE GLANDS

	700-84852	Pieces: 4	Double box with 1x two M20 entries including M20 cable glands, grey
NEW	701-84852	Pieces: 4	Double box with 1x two M20 entries including M20 cable glands, white
NEW	761-84852	Pieces: 4	Double box with 1x two M20 entries including M20 cable glands, black

Vertical surface-mounting box for three functions

This 3-fold vertical surface-mounting box with two M20 inputs is suitable for the surface mounting of 3 functions. The entire unit is splash proof which makes it extremely well-suited for use in damp areas and in demanding environments.

**NEW****VERTICAL SURFACE-MOUNTING BOX WITH 1X2 M20 ENTRIES**

	700-84302	Pieces: 3	Triple box with 1 x two M20 entries, grey
	701-84302	Pieces: 3	Triple box with 1 x two M20 entries, white
	761-84302	Pieces: 3	Triple box with 1 x two M20 entries, black

VERTICAL SURFACE-MOUNTING BOX WITH 1X2 M20 ENTRIES INCLUDING CABLE GLANDS

	700-84352	Pieces: 3	Triple box with 1 x two M20 entries, M20 cable glands included, grey
	701-84352	Pieces: 3	Triple box with 1 x two M20 entries, M20 cable glands included, white
	761-84352	Pieces: 3	Triple box with 1 x two M20 entries, M20 cable glands included, black







NEW

Horizontal surface-mounting box for three functions


This 3-fold horizontal surface-mounting box with two M20 inputs is suitable for the surface mounting of 3 functions. The entire unit is splash proof which makes it extremely well-suited for use in damp areas and in demanding environments.




HORIZONTAL SURFACE-MOUNTING BOX WITH 1X2 M20 ENTRIES



	700-84902	Pieces: 3	Triple box with 1 x two M20 entries, grey
	701-84902	Pieces: 3	Triple box with 1 x two M20 entries, white
	761-84902	Pieces: 3	Triple box with 1 x two M20 entries, black

HORIZONTAL SURFACE-MOUNTING BOX WITH 1X2 M20 ENTRIES INCLUDING CABLE GLANDS



	700-84952	Pieces: 3	Triple box with 1 x two M20 entries, M20 cable glands included, grey
	701-84952	Pieces: 3	Triple box with 1 x two M20 entries, M20 cable glands included, white
	761-84952	Pieces: 3	Triple box with 1 x two M20 entries, M20 cable glands included, black






Flush-mounting frame

For flush mounting one splash proof surface-mounting function in brickwork or panels.

COMPLETE UNIT (IP55)



	700-73000	Pieces: 6	Single flush-mounting frame, grey
	701-73000	Pieces: 6	Single flush-mounting frame, white
	761-73000	Pieces: 6	Single flush-mounting frame, black

ACCESSORIES



170-00093	Pieces: 100	Screw HI-LO 3.2 x 13 (to be ordered per 100 items)
------------------	-------------	--

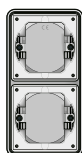





NEW

Double vertical flush-mounting frame

This double vertical flush-mounting frame is suitable for flush mounting two functions. The entire unit is splash proof which makes it extremely well-suited for use in damp areas and in demanding environments.

COMPLETE UNIT



	700-74000	Pieces: 3	Grey
	701-74000	Pieces: 3	White
	761-74000	Pieces: 3	Black


ACCESSORIES




170-00093	Pieces: 100	Screw HI-LO 3.2 x 13 (to be ordered per 100 items)
------------------	-------------	--




Double horizontal flush-mounting frame

The entire unit is splash proof which makes it extremely well-suited for use in damp areas and in demanding environments.



COMPLETE UNIT



	700-75000	Pieces: 3	Grey
	701-75000	Pieces: 3	White
	761-75000	Pieces: 3	Black

ACCESSORIES






170-00093	Pieces: 100	Screw HI-LO 3.2 x 13 (to be ordered per 100 items)
------------------	-------------	--

Blind plate



ACCESSORIES



	700-38500	Pieces: 10	Blind plate, grey
	701-38500	Pieces: 10	Blind plate, white
	761-38500	Pieces: 10	Blind plate, black

M20 cable gland



ACCESSORIES



700-84001	Pieces: 50	M20 cable gland, grey
------------------	------------	-----------------------



701-84001	Pieces: 50	M20 cable gland, white
------------------	------------	------------------------



761-84001	Pieces: 50	M20 cable gland, black
------------------	------------	------------------------

M20 blind plug



ACCESSORIES



700-84000	Pieces: 1	M20 blind plug, grey
------------------	-----------	----------------------



701-84000	Pieces: 100	M20 blind plug, white
------------------	-------------	-----------------------



761-84000	Pieces: 100	M20 blind plug, black
------------------	-------------	-----------------------



Led lighting element for control switches and illuminable push buttons

The LED lighting element with automatic connection has a signalling function when combined with a two-way or intermediate switch, an NO or NC push button or a 2x NO or NC push button. In combination with a two-pole switch, this LED lighting element has a control function.

LED LIGHTING ELEMENTS SPECIFICALLY FOR SWITCHES WITH SCREW TERMINALS



170-37123 Pieces: 10 With automatic connection, blue, 230 Vac



170-37323 Pieces: 10 With automatic connection, amber, 230 Vac

LED LIGHTING ELEMENTS



170-37212 Pieces: 10 With wires, blue, 12 Vac/Vdc



170-37223 Pieces: 10 With wires, blue, 230 Vac



170-37224 Pieces: 10 With wires, blue, 24 Vac/Vdc



170-37423 Pieces: 10 With wires, amber, 230 Vac



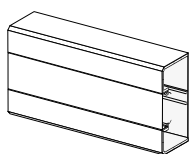
170-37424 Pieces: 10 With wires, amber, 24 Vac/Vdc



170-37623 Pieces: 10 With wires, red, 230 Vac



170-37823 Pieces: 10 With wires, green, 230 Vac



Single trunking

Optional use of a raised frame for one or two functions.

- trunking height: 110 mm
- trunking depth : 50 mm

- trunking length: 2 m

SINGLE TRUNKING

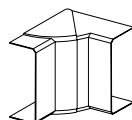


06-200

Pieces: 6

With cover

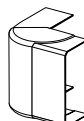
BASIC ELEMENTS



06-201

Pieces: 10

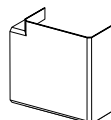
Variable internal corner, 80-100°



06-202

Pieces: 10

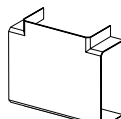
Variable external corner, 70-110°



06-103

Pieces: 5

Flat corner



06-107

Pieces: 5

T-piece

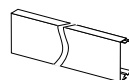


06-206

Pieces: 20

End piece

ACCESSORIES



06-190

Pieces: 20

Trunking cover (length: 2 m)



06-208

Pieces: 20

Partition (length: 2 m)



06-104

Pieces: 10

Joint cover



06-105

Pieces: 10

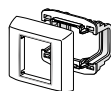
Joint connector



06-293

Pieces: 20

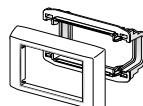
Cable bracket



06-191

Pieces: 10

Raised frame for one function, 45 x 45 mm



06-192

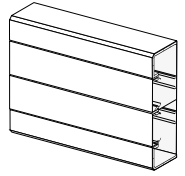
Pieces: 10

Raised frame for two functions, 45 x 45 mm

Double trunking

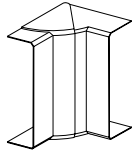
Optional use of a raised frame for one or two functions.

- trunking height: 160 mm
- trunking depth : 50 mm
- trunking length: 2 m

**DOUBLE TRUNKING****06-300**

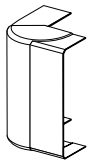
Pieces: 4

With cover

BASIC ELEMENTS**06-301**

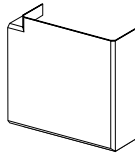
Pieces: 10

Variable internal corner, 80-100°

**06-302**

Pieces: 10

Variable external corner, 70-110°

**06-303**

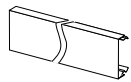
Pieces: 6

Flat corner

**06-306**

Pieces: 20

End piece

ACCESSORIES**06-190**

Pieces: 20

Trunking cover (length: 2 m)

**06-208**

Pieces: 20

Partition (length: 2 m)

**06-104**

Pieces: 10

Joint cover

**06-105**

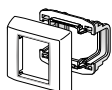
Pieces: 10

Joint connector

**06-293**

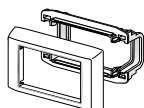
Pieces: 20

Cable bracket

**06-191**

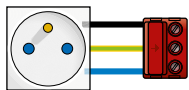
Pieces: 10

Raised frame for one function, 45 x 45 mm

**06-192**

Pieces: 10

Raised frame for two functions, 45 x 45 mm



Socket outlet with one terminal block with screw connection, 45 x 45 mm

With pin earthing and safety shutter. Suitable for floor boxes.

ASSEMBLED UNIT

	06-000	Pieces: 10	Single, white
	06-002	Pieces: 5	Double, white
	06-003	Pieces: 3	Three-fold, white
	06-004	Pieces: 2	Four-fold, white
	06-005	Pieces: 2	Five-fold, white
	06-010	Pieces: 10	Single, with polarisation key, red
	06-012	Pieces: 5	Two-fold, with polarisation key, red
	06-013	Pieces: 3	Three-fold, with polarisation key, red
	06-020	Pieces: 10	Single, green
	06-030	Pieces: 10	Single, orange
	06-099-01	Pieces: 20	Polarisation key

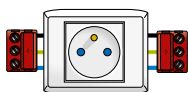


Socket outlet with two terminal blocks with screw connection, 45 x 45 mm

With pin earthing and safety shutter.

ASSEMBLED UNIT

	06-000-20	Pieces: 10	Single, white
	06-002-20	Pieces: 10	Double, white
	06-003-20	Pieces: 3	Three-fold, white
	06-004-20	Pieces: 2	Four-fold, white
	06-005-20	Pieces: 2	Five-fold, white
	06-010-20	Pieces: 10	Single, with polarisation key, red
	06-012-20	Pieces: 10	Two-fold, with polarisation key, red
	06-013-20	Pieces: 3	Three-fold, with polarisation key, red
	06-099-01	Pieces: 20	Polarisation key



Socket outlet with two terminal blocks with screw connection and raised frame, 45 x 45 mm

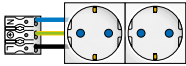
With pin earthing and safety shutter.

ASSEMBLED UNIT

	06-000-29	Pieces: 5	Single
	06-002-29	Pieces: 5	Double

Socket outlet with one terminal block with plug-in connection, 45 x 45 mm

With side earthing and safety shutter.

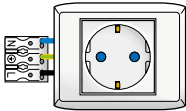


ASSEMBLED UNIT

	06-002-11	Pieces: 5	Double
	06-003-11	Pieces: 3	Three-fold
	06-004-11	Pieces: 2	Four-fold
	06-005-11	Pieces: 2	Five-fold

Socket outlet with one terminal block with plug-in connection and raised frame, 45 x 45 mm

With side earthing and safety shutter.



ASSEMBLED UNIT

	06-000-21	Pieces: 5	Single
	06-002-21	Pieces: 5	Double

Socket outlet with side earthing and two Wieland GST18 connectors, 45 x 45 mm

With side earthing and safety shutter.

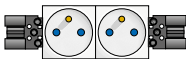


ASSEMBLED UNIT

	06-002-51	Pieces: 10	Double
	06-003-51	Pieces: 8	Three-fold
	06-004-51	Pieces: 2	Four-fold
	06-005-51	Pieces: 2	Five-fold

Socket outlet with pin earthing and two Wieland GST18 connectors, 45 x 45 mm

With pin earthing and safety shutter.



ASSEMBLED UNIT

	06-002-50	Pieces: 10	Double
	06-003-50	Pieces: 8	Three-fold


Push button, 10 A/250 Vac

The LED lighting element needs to be ordered separately.



COMPLETE UNIT








	101-01010	Pieces: 10	Push button, NO or NC (22.5 x 45 mm)
	101-07010	Pieces: 10	Illuminable push button with small transparent window, NO or NC (22.5 x 45 mm)
	101-09010	Pieces: 10	Push button with illuminable label holder, NO or NC (22.5 x 45 mm)

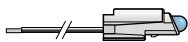


Switch, 10 A/250 Vac

The LED lighting element needs to be ordered separately.



COMPLETE UNIT

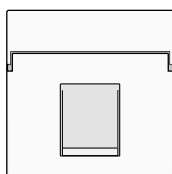
	101-01610	Pieces: 10	Two-way switch (22.5 x 45 mm)
	101-07610	Pieces: 10	Illuminable two-way switch with small transparent window (22.5 x 45 mm)
	101-09610	Pieces: 10	Two-way switch with illuminable label holder (22.5 x 45 mm)
	101-02610	Pieces: 10	Two-pole two-way switch (45 x 45 mm)
	101-01210	Pieces: 10	Two-pole switch (45 x 45 mm)
	101-07210	Pieces: 10	Illuminable two-pole switch with small transparent window (45 x 45 mm)
	101-09210	Pieces: 10	Two-pole switch with illuminable label holder (45 x 45 mm)



LED lighting element

LED LIGHTING ELEMENTS

	170-37223	Pieces: 10	With wires, blue, 230 Vac
	170-37423	Pieces: 10	With wires, amber, 230 Vac
	170-37623	Pieces: 10	With wires, red, 230 Vac
	170-37823	Pieces: 10	With wires, green, 230 Vac
	170-37212	Pieces: 10	With wires, blue, 12 Vac/Vdc
	170-37224	Pieces: 10	With wires, blue, 24 Vac/Vdc
	170-37424	Pieces: 10	With wires, amber, 24 Vac/Vdc






Data module for Niko RJ connectors

single data module (flat) = 1 single finishing set + 1 adapter






double data module (flat) = 1 double finishing set + 2 adapters

double data module (oblique) = 1 double finishing set + 1 adapter


MODULE FOR ONE NIKO RJ CONNECTOR, INCLUDING ADAPTER

	101-65250	Pieces: 10	white, with transparent text field, 22.5 x 45 mm
	196-65250	Pieces: 10	blue, with transparent text field, 22.5 x 45 mm
	197-65250	Pieces: 10	green, with transparent text field, 22.5 x 45 mm

STANDARD 45 X 45 MM MODULE, FLAT

	170-65901	Pieces: 10	Single adapter 9.1 (for 650-450XX)
	101-65100	Pieces: 10	Single finishing set with nontransparent text field
	101-65500	Pieces: 10	Single finishing set with transparent text field
	101-65200	Pieces: 10	Double finishing set with nontransparent text field
	101-65600	Pieces: 10	Double finishing set with transparent text field

STANDARD 45 X 45 MM MODULE, OBLIQUE

	170-65904	Pieces: 10	Double adapter 9.4 (for 650-450XX)
	101-65400	Pieces: 10	Double finishing set with transparent text field

Niko RJ connector



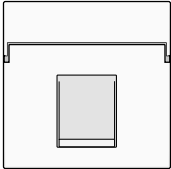
ACCESSORIES

	650-45051	Pieces: 10	RJ45 connector, UTP, cat. 5E
	650-45055	Pieces: 10	RJ45 connector, STP, cat. 5E
	650-45061	Pieces: 10	RJ45 connector, UTP, cat. 6
	650-45066	Pieces: 10	RJ45 connector, STP, cat. 6
	650-45013	Pieces: 10	RJ11 connector, UTP









Single data module for other RJ connectors

data module = 1 finishing set + 1 adapter

Refer also to the table “Data communication connections for other RJ connectors” in the chapter “Media network”.



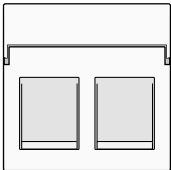
STANDARD 45 X 45 MM MODULE, FLAT

	170-65101	Pieces: 10	Single adapter 1 (for AMP, Siemon, Nexans, Brandrex, etc.)
	170-65201	Pieces: 10	Single adapter 2 (for Systimax, etc.)
	170-65401	Pieces: 10	Single adapter 4.1 (for 02-399-XX)
	170-65501	Pieces: 10	Single adapter 5 (for Krone, Kerpen, Radiall, Panduit, etc.)
	170-65601	Pieces: 10	Single adapter 6 (for Panduit, etc.)
	170-65701	Pieces: 10	Single adapter 7 (for CAE, Abitana, Prysmian, Molex, etc.)
	101-65100	Pieces: 10	Single finishing set with nontransparent text field
	101-65500	Pieces: 10	Single finishing set with transparent text field










Double data module for other RJ connectors

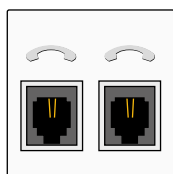
data module = 1 finishing set + 2 single adapters or 1 double adapter

Refer also to the table “Data communication connections for other RJ connectors” in the chapter “Media network”.



STANDARD 45 X 45 MM MODULE, FLAT

	170-65101	Pieces: 10	Single adapter 1 (for AMP, Siemon, Nexans, Brandrex, etc.)
	170-65201	Pieces: 10	Single adapter 2 (for Systimax, etc.)
	170-65302	Pieces: 10	Double adapter 3.2 (for ITT, etc.)
	170-65402	Pieces: 10	Double adapter 4.2 (for 02-399-XX)
	170-65501	Pieces: 10	Single adapter 5 (for Krone, Kerpen, Radiall, Panduit, etc.)
	170-65601	Pieces: 10	Single adapter 6 (for Panduit, etc.)
	170-65701	Pieces: 10	Single adapter 7 (for CAE, Abitana, Prysmian, Molex, etc.)
	101-65200	Pieces: 10	Double finishing set with nontransparent text field
	101-65600	Pieces: 10	Double finishing set with transparent text field



Telephone socket outlet, 45 x 45 mm

COMPLETE UNIT



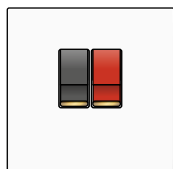
101-69002 Pieces: 10 Five-pole telephone socket outlet (Belgium)



101-69032 Pieces: 10 Telephone socket outlet with two RJ11 connectors in parallel



101-69092 Pieces: 10 ADSL/VDSL splitter with two RJ11 connectors



Audio connection, 45 x 45 mm

COMPLETE UNIT



101-69716 Pieces: 10 Double cinch connection



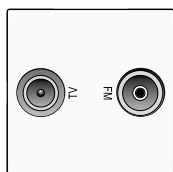
101-69717 Pieces: 10 Three-fold cinch connection



101-69703 Pieces: 10 Double loudspeaker connection



101-69803 Pieces: 10 Single loudspeaker connection



TV/FM socket outlet, 45 x 45 mm

COMPLETE UNIT



101-69121 Pieces: 10 Single socket outlet with coaxial connection for TV



101-69501 Pieces: 10 Single socket outlet with coaxial connection for TV and FM



101-69601 Pieces: 10 Loop-through socket outlet with coaxial connection for TV and FM



101-69552 Pieces: 10 Single socket outlet with coaxial connection for TV, FM and satellite

