




Easy installation with a clever twist

New Niko ceiling detectors
with SnapFit mounting and  Bluetooth®

niko
Illuminating ideas.

Throughout the course of history, new techniques have succeeded in driving performance further, helping us scale new heights in speed, efficiency and precision. Now, Niko has developed a new range of ceiling detectors with techniques and features that will take you even further. Offering easy installation with a clever twist.

Lift your performance to a higher level.



One strong line-up

Meet the needs of your entire project



Niko has developed a complete range of ceiling detectors with a sleek, contemporary look and a discrete design that blends perfectly into different types of interiors. This means you can now employ one and the same design line for all the detectors in your project, including any combination of:

- 230 V detectors
- DALI detectors
- DALI BMS detectors - for integration with BMS controller

We offer two different designs depending on the desired detection range (12 m or 28 m).

Improved lighting control with more functions

Lighting control means more than just turning your lights on and off. It's also about improving comfort for users and optimising energy efficiency. Niko makes it easy by integrating enhanced functions in our new line of detectors. Best of all, the functions can be easily commissioned by the installer via a smartphone app so advanced programming or help from external specialists is no longer needed.

Fast and easy installation

The new detectors not only blend perfectly into every interior, they are also designed to be as installer-friendly as possible, taking the installers' needs into full account:

- Easy mounting
- Easy wiring
- Easy commissioning

Thanks to the new Niko ceiling detectors, intelligent lighting control has never been easier.



Multiple functions included

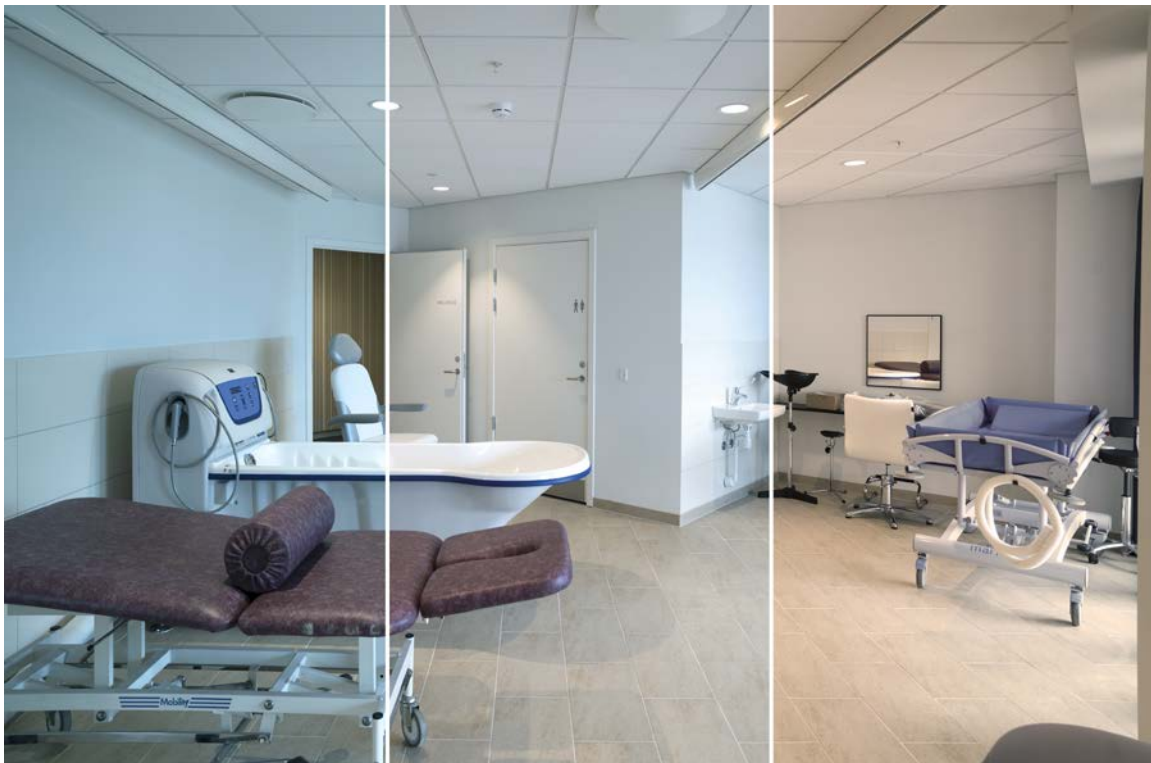
Increased comfort with advanced lighting control

Niko ceiling detectors allow you to offer everything from basic lighting control to functionality which is more advanced than you could ever dream of with a stand-alone solution. Your choice of detector is based on which application is needed for the specific room. All functions are included in all variants of the DALI comfort detectors for total flexibility. This makes them a cost-effective alternative to more complex BMS solutions. Using the DALI comfort detectors, it is easy to install functions such as daylight control, multizone for smart board lighting, multiple lighting scenarios, 2-level control and external triggering.



Tunable white for dynamic lighting control (HCL)

Niko makes it easy to control light temperature (in Kelvin) for dynamic lighting control (HCL). Tunable white is especially beneficial for buildings such as schools, offices, hospitals and other institutions where dynamic lighting control has been shown to increase wellbeing, learning, work efficiency and faster recovery. Included as standard in all DALI comfort detectors and also compatible with third party components for controlling tunable white.



2-way Bluetooth® communication

Extend the functionality of your installation

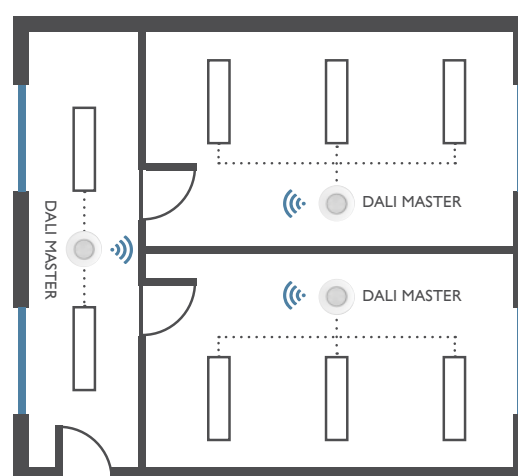
All Niko ceiling detectors come with 2-way Bluetooth® communication built-in. Which means that both master-to-master and slave-to-master wireless 2-way communication is possible. This gives you new opportunities for optimising lighting control even further.



Wireless master-to-master link

Enabling communication between two master detectors opens up various new possibilities. By using a wireless master-to-master link, for example, you can control lighting in adjacent areas, rooms or corridors. In the case of single rooms divided by a folding wall, you can also synchronise lighting control when the folding wall is open.

The master-to-master link ensures that the light will never turn off in the corridor when there is someone present in the room.



Save on wiring with wireless slave-to-master link

230 V slave and master detectors can wirelessly communicate with each other via Bluetooth®. This is an easy way to install slave detectors, especially in places where it is difficult to create a wired connection to the master. Moreover, the wireless slave-to-master link also helps you save on the cost of wiring. The slave detectors still need to be powered by 230 V.



A wireless slave-to-master link is a convenient and easy way to retrofit a 230 V slave detector to effectively enlarge the detection range. All detectors come with an integrated repeater, so slave detectors can forward communication from other slave detectors to the master detector via Bluetooth®.

Easy mounting

Ensure stable and easy mounting
thanks to SnapFit

Niko now makes it easier than ever to ensure fast and stable mounting thanks to the newly developed SnapFit mounting system (patent pending) for all types of suspended ceilings. The unique SnapFit mounting system uses a simple twist-and-click action, making it possible to install a large number of detectors quickly and reliably, without the need for tools. This is the perfect way to eliminate any risk of tilting detectors.



SnapFit mounting

Barbs that grab into the ceiling

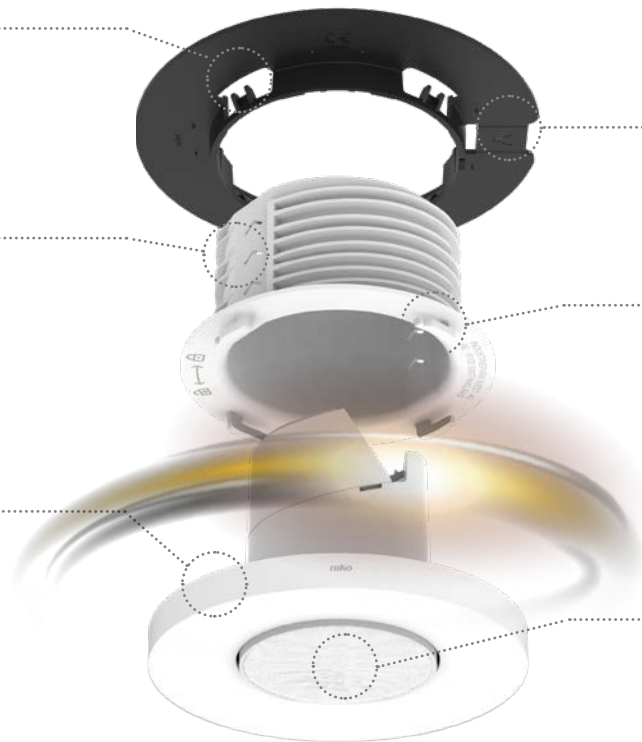
Inner bracket for up to 40 mm thick ceilings

Deco ring in white or black (optional)

Flexible mounting ring


Grab to snap on the detector

12 m detector (flat lens)
28 m detector (curved lens)



Toolless stable mounting


1. Insert inner bracket



2. Insert detector



3. Snap on deco ring



The SnapFit mounting system consists of an inner bracket which is screwed into the mounting ring above the ceiling. The detector is then simply inserted into the SnapFit mounting bracket and snapped on with a twisting action. No tools, screws or spring clips required.


For ceilings without removable tiles, simply screw the mounting ring through the hole.



Easy wiring

Save time with our installer-friendly design

Attention to detail is an important asset of the Niko design language. This is why the back of the Niko detectors is designed with at least the same level of attention to detail as the front. The result is an installer-friendly design which ensures easy access to push-in wire connectors. This makes it easy for you to wire the detector without the use of screws or tools. The housing is also designed to lead the cable sideways, making it possible to even mount the detector even in ceilings with limited clearance space.





Release tool

A practical release tool is included in the detector's packaging. The tool can be used to release a wire from the wire connector. It is easy, convenient and safer than using a screwdriver or other tools.

When using thin stranded wire, you can also use the tool to push the wire into the connector.



Easy commissioning

Connect via Bluetooth® with our user-friendly app

Commissioning your detectors is easy with the free Niko detector tool app for smartphone or tablet. When you launch the Niko detector tool app, it instantly detects and displays a list of installed detectors. The nearest detector will be at the top of the list. Select the specific detector you wish to configure and the app will guide you through the configuration. You can either choose one of the standard configurations, the last used configuration or a new customised configuration.



Niko detector tool

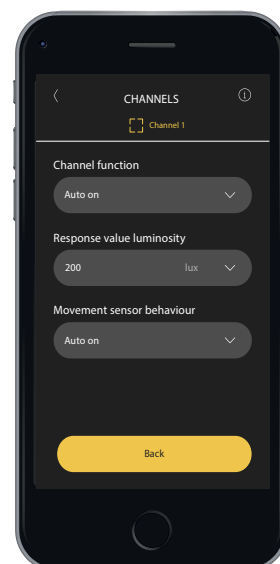


The Niko detector tool app is free and available from the App Store (iOS) and Google Play (Android).

2-way Bluetooth® communication ensures faster configuration

The app and detector communicate with each other wirelessly using 2-way Bluetooth® communication. This means you do not need any other tools or adaptors during the configuration process.

The 2-way Bluetooth® communication always provides you with instant, detailed information on the current detector settings, giving you a total overview in the app. This will also save time afterwards on installation service and maintenance.




Utilize the cloud solution

All data are stored in the cloud, which you can use for documentation, backup and distribution of configuration files.

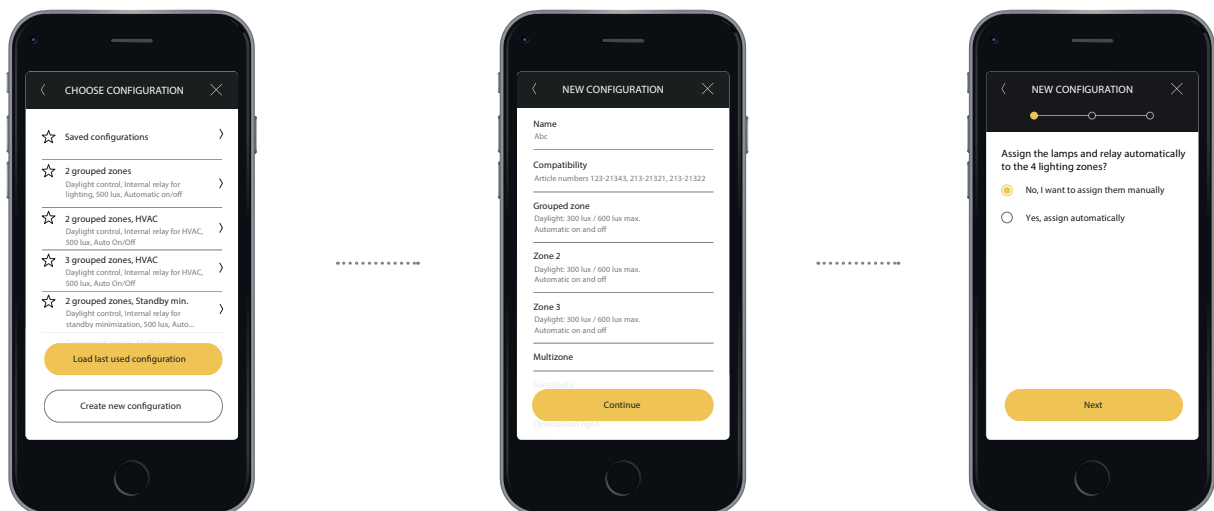
Lock detector

For security reasons it is possible to lock the detector with a PIN code.



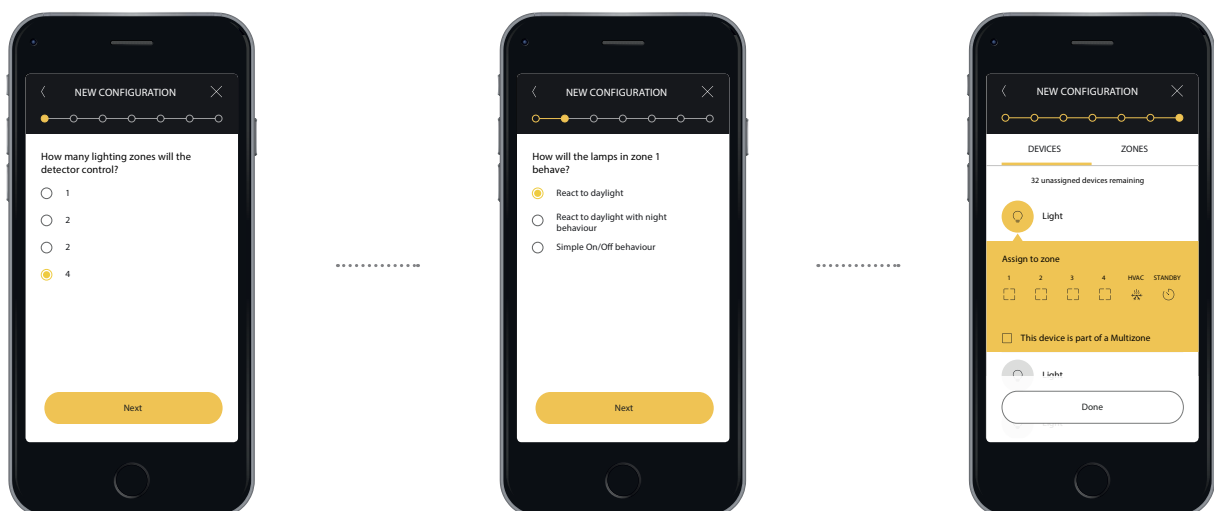


Standard configuration



For commissioning, you can choose one of the prefigured standard configurations, load the last used configuration, or create a new customised configuration. In this case, a prefigured standard configuration is chosen.

Customised configuration



If you choose to create a new configuration, you will be guided through the configuration process. The app will go through all relevant parameters to ensure that the configuration is customised to your needs.

Product overview

Find the right detector for your needs

12 m detection range*

A unique flat lens that integrates seamlessly into the ceiling

28 m detection range*

An effective curved lens with a large detection range

Flush-mounting with SnapFit

230 V – 1 channel
DALI standard
DALI BMS
Slaves (230 V, DALI)



230 V – 2 channel
DALI comfort



Flush-mounting box

230 V – 1 channel
DALI standard
DALI BMS
Slaves (230 V, DALI)



Surface mounting

230 V – 1 and 2 channel
DALI standard
DALI comfort
DALI BMS
High ceiling (detection range 40 m)
Slaves (230 V, DALI)



* At 3 m mounting height

Functions

Explore endless possibilities via one simple solution

| | | DETECTORS | | | | | |
|-----------|---|------------------------------|---|--|------------------|--------------------------|-------------|
| Type | | 230 V motion detectors | 1 channel 230 V presence detectors | 2 channels 230 V presence detectors | DALI standard | DALI comfort | DALI BMS |
| INPUT | Inputs or push-buttons | 0 | 1 | 2 | 1 | 4 | |
| | Free assignment of push-buttons | | | ● | | ● | |
| | Wireless push-button for override of lighting control | | | | | Only comfort wireless | |
| | External trigger (activation via external systems) | | | | | ● | |
| | Wired slave | | ● | ● | ● | ● | |
| | External input devices via DALI bus | | | | | ● | |
| FUNCTIONS | Automatic on/off | ● | ● | ● | ● | ● | |
| | Semi-automatic on/off (manual on/off + auto off) | | ● | ● | ● | ● | |
| | Daylight control (dimming - based on daylight) | | | | 3 zones | 4 zones | |
| | DALI Broadcast + DALI Addressable | | | | ● | ● | |
| | Wireless master-to-master link via Bluetooth® | | | | | ● | |
| | Wireless slave-to-master link via Bluetooth® | | ● | ● | | | |
| | Multizone - smart board lighting | | | | | ● | |
| | 2-level control - perfect for corridors | | | | | ● | |
| | Turn-on level | | | | | ● | |
| | Orientation light | | | | ● | ● | |
| | Light scenarios - define and control scenarios | | | | | ● | |
| | Folding door function - Wireless sync of lighting control | | | | | ● | |
| | Control light in adjacent areas / corridors | | | | | ● | |
| | Tunable white third-party integration | | | | ● | ● | |
| | Tunable white dynamic and presets | | | | | ● | |
| | Output relay - control HVAC / standby minimisation / light | | | | | ● | |
| | External relay for HVAC / standby minimisation | | | | | ● | |
| | BMS integration | | | | ● | ● | ● |
| | Event log | ● | ● | ● | ● | ● | ● |
| | Cloud solution for documentation, backup and distribution of configuration files | ● | ● | ● | ● | ● | ● |
| | Settings and configuration can be locked with a PIN-code | ● | ● | ● | ● | ● | ● |
| APP | DALI command monitor | | | | ● | ● | |
| | Software update of detector via app | ● | ● | ● | ● | ● | ● |
| | 2-way Bluetooth® communication | ● | ● | ● | ● | ● | ● |

Niko ceiling detectors

Choose from the complete range for your entire project

230 V detectors

| | Mounting height | Protection degree | Input for 230 V push-button | Output | Slaves max | Bluetooth® slave-master link |
|---------------------|-----------------|-------------------|-----------------------------|--|------------|------------------------------|
| Motion | 2 - 3.5 m | IP20 / IP54*) | - | μ 10 A, NO | - | - |
| 1 channel presence | 2 - 3.5 m | IP20 / IP54*) | 1 input | μ 10 A, NO, (potential free relay) | 10 slaves | Yes |
| 2 channels presence | 2 - 3.5 m | IP20 / IP54*) | 2 inputs | 2 x μ 10 A, NO, (potential free relay) | 10 slaves | Yes |
| High ceiling | 4 - 12 m | IP54 | 1 input | μ 10 A, NO, (potential free relay) | 10 slaves | Yes |
| Slave | 2 - 3.5 m | IP20 / IP54*) | - | - | - | Yes |
| High ceiling slave | 4 - 12 m | IP54 | - | - | - | Yes |

DALI detectors

| | Mounting height | Protection degree | Zones, max | Output | Slaves max | Wireless push-buttons | DALI |
|---------------------------|-----------------|-------------------|------------|---|------------|-----------------------|------------------|
| DALI standard | 2 - 3.5 m | IP20 / IP54*) | 3 zones | DALI | 5 slaves | - | DALI-2 compliant |
| DALI comfort | 2 - 3.5 m | IP20 / IP54*) | 4 zones | DALI μ 10 A, NO, (potential free relay) | 10 slaves | - | DALI-2 compliant |
| DALI comfort wireless | 2 - 3.5 m | IP20 / IP54*) | 4 zones | DALI μ 10 A, NO, (potential free relay) | 10 slaves | Yes | DALI-2 compliant |
| DALI comfort high ceiling | 4 - 12 m | IP54 | 4 zones | DALI μ 10 A, NO, (potential free relay) | 10 slaves | - | DALI-2 compliant |
| DALI slave | 2 - 3.5 m | IP20 / IP54*) | - | - | - | - | DALI-2 compliant |
| DALI slave high ceiling | 4 - 12 m | IP54 | - | - | - | - | DALI-2 compliant |

DALI BMS detectors

| | Mounting height | Protection degree | Output | DALI |
|-------------------|-----------------|-------------------|--------|------------------|
| DALI BMS detector | 2 - 3.5 m | IP20 / IP54*) | DALI | DALI-2 compliant |
| High ceiling | 4 - 12 m | IP54 | DALI | DALI-2 compliant |

*) IP54 only on surface mounted detectors

| DETECTION RANGE ø 12 M | | | DETECTION RANGE øø ø 28 M | | | DETECTION RANGE ø 40 M |
|---------------------------|----------------------------------|------------------|------------------------------|----------------------------------|------------------|---------------------------|
| Flush-mounting box | SnapFit flush mounting | Surface mounting | Flush-mounting box | SnapFit flush mounting | Surface mounting | Surface mounting |
| 350-600111 | 350-601111 | 350-602111 | - | - | - | - |
| 350-600121 | 350-601121 | 350-602121 | 350-700121 | 350-701121 | 350-702121 | - |
| - | 350-601221 | 350-602221 | - | 350-701221 | 350-702221 | - |
| - | - | - | - | - | - | 350-802111 |
| 350-600021 | 350-601021 | 350-602021 | 350-700021 | 350-701021 | 350-702021 | - |
| - | - | - | - | - | - | 350-802011 |

| DETECTION RANGE ø 12 M | | | DETECTION RANGE ø 28 M | | | DETECTION RANGE ø 40 M |
|---------------------------|----------------------------------|------------------|---------------------------|----------------------------------|------------------|---------------------------|
| Flush-mounting box | SnapFit flush mounting | Surface mounting | Flush-mounting box | SnapFit flush mounting | Surface mounting | Surface mounting |
| 350-650321 | 350-651321 | 350-652321 | 350-750321 | 350-751321 | 350-752321 | - |
| - | 350-651421 | 350-652421 | - | 350-751421 | 350-752421 | - |
| - | 350-661421 | 350-662421 | - | 350-761421 | 350-762421 | - |
| - | - | - | - | - | - | 350-852411 |
| 350-650021 | 350-651021 | 350-652021 | 350-750021 | 350-751021 | 350-752021 | - |
| - | - | - | - | - | - | 350-852011 |

| DETECTION RANGE ø 12 M | | | DETECTION RANGE ø 28 M | | | DETECTION RANGE ø 40 M |
|---------------------------|----------------------------------|------------------|---------------------------|----------------------------------|------------------|---------------------------|
| Flush-mounting box | SnapFit flush mounting | Surface mounting | Flush-mounting box | SnapFit flush mounting | Surface mounting | Surface mounting |
| 350-650921 | 350-651921 | 350-652921 | 350-750921 | 350-751921 | 350-752921 | - |
| - | - | - | - | - | - | 350-852911 |

Niko designs electr(on)ic solutions to enhance buildings to better suit the needs of the people who live and work in them. By using less energy, by improving light comfort and safety and by making sure all applications work together seamlessly. Buildings with Niko are more efficient, are controllable from a distance and interact within bigger ecosystems. Niko is a Belgian family business from Sint-Niklaas with 700 employees and 10 European branches.

At Niko, there is one question that keeps us busy every day:
“How can we enhance buildings to better suit your needs?”

nv Niko sa
Industriepark West 40
BE-9100 Sint-Niklaas, België
tel. +32 3 778 90 00
fax +32 3 777 71 20
sales.be@niko.eu
www.niko.eu

niko
Illuminating ideas.