


2 x simple coax connection EDU TV + FM

DIN 45325, IEC 60169-2


connection attenuation TV < 1dB; FM < 3dB



2 x simple coax connection EDU TV + FM

DIN 45325, IEC 60169-2
connection attenuation TV < 1dB; FM < 3dB
DIN 45325, IEC 60169-2

connection attenuation TV < 1dB; FM < 3dB



BASE

	170-09500	Pieces: 10	With screw terminals and claw fixing
	170-09501	Pieces: 10	With screw terminals and screw fixing
	170-79500	Pieces: 10	With screw terminals and claw fixing, centre distance 71 mm
	170-79501	Pieces: 10	With screw terminals and screw fixing, centre distance 71 mm

FINISHING SET

		100-69702	Pieces: 10		101-69702	Pieces: 10		102-69702	Pieces: 10
		104-69702	Pieces: 10		121-69702	Pieces: 10		122-69702	Pieces: 10
		123-69702	Pieces: 10		124-69702	Pieces: 10		154-69702	Pieces: 10
		157-69702	Pieces: 10		161-69702	Pieces: 10		200-69702	Pieces: 10
		220-69702	Pieces: 10		221-69702	Pieces: 10			

COMPLETE UNIT FOR CLAW FIXING

		100-69500	Pieces: 10		101-69500	Pieces: 10
--	--	-----------	------------	--	-----------	------------


DIN RAIL CONNECTOR (INCL. DIN RAIL ADAPTER AND CONNECTOR TV)

	650-16900	Pieces: 10	DIN-rail coax F-connector TV (for RG59 cable)
--	-----------	------------	---

170-09500

4 year
warranty

Base for 2x single coax connection for TV and FM, claw fixing



Mechanism for 2 single coax connections: one for TV and one for FM, with claw fixing. The symbols "TV" and "FM" are indicated next to the inputs. A finishing set in the colour of your choice must be ordered separately.

Base for 2x single coax connection for TV and FM, claw fixing. When mounting in a flush-mounting box with grip surfaces, use claws that can be rotated open using screws with a slotted screwhead (slot 0.8 x 5 mm). The claws, which have a depth of engagement of 31 mm, turn back completely when loosened. The flush-mounting frame is made from 1 mm-thick metal which is galvanized on all sides after cutting, even on the cut edges. On the horizontal and vertical axes, the flush-mounting frame has 4 grooves for screw mounting in flush-mounting boxes. These grooves have a screw aperture of 7 mm. For mounting on panels, the flush-mounting frame is equipped with 4 screw holes (indicated by a screw symbol) with a diameter of 3 mm. The middle of the flush-mounting frame is indicated (chalk line, laser, ..) in both the horizontal and vertical directions, so that mounting one or more mechanisms can be carried out quickly and easily. At the right and left sides, the flush-mounting frame is equipped with folded-up dovetails, allowing for a quick and perfect horizontal coupling of several switches. The folded-up edges on the outside of the base and their continuation to the inside ensure additional robustness. The bases can be coupled vertically with a centre-to-centre distance of 60 x 71 mm by sliding them into each other. They automatically lock into place. For horizontal coupling of bases with a centre-to-centre distance of 71 mm, the base is equipped with two pre-formed lips at the bottom. By folding these lips down over a length of 1 mm, this rests perfectly on the one below and the centre-to-centre distance of 71 mm is guaranteed. The flush-mounting frame is equipped, both on the top and the bottom, with a dark grey, plastic end border. This border is made of PC+ASA and is joined to the flush-mounting frame using a melting process. The corners of the two end borders are equipped with rectangular openings (7.9 x 1.5 mm) each containing a multi-positional snap hook. Thanks to the snap hooks, the 4 rectangular openings ensure that the flush surround plate can always be attached flat to the wall, even in cases of untidy plasterwork. This works in two directions: If the flush-mounting box sticks out of the plasterwork, the multi-positional snap hooks can compensate for a 1 to 1.2 mm margin; if the flush-mounting box is sunk too deeply in the plasterwork, the snap hooks can compensate for up to a 1.8 mm margin. The end borders also have 4 round openings that ensure the correct positioning of the flush surround plate in relation to the central plate.


- Protection degree: The combination of a mechanism, a central plate and a flush surround plate has a protection degree of IP41
- Flush-mounting depth: 29.5 mm
- Dimensions (HxWxD): 73 x 71 x 43 mm
- Marking: CE



170-09501

4 year
warranty

Base for 2x single coax connection for TV and FM, screw fixing



Mechanism for 2 single coax connections: one for TV and one for FM, with screw fixing. The symbols "TV" and "FM" are indicated next to the inputs. A finishing set in the colour of your choice must be ordered separately.

Base for 2x single coax connection for TV and FM, screw fixing. When fixing in a flush-mounting box screws should be used. The flush-mounting frame is made from 1 mm-thick metal which is galvanized on all sides after cutting, even on the cut edges. On the horizontal and vertical axes, the flush-mounting frame has 4 grooves for screw mounting in flush-mounting boxes. These grooves have a screw aperture of 7 mm. For mounting on panels, the flush-mounting frame is equipped with 4 screw holes (indicated by a screw symbol) with a diameter of 3 mm. The middle of the flush-mounting frame is indicated (chalk line, laser, ...) in both the horizontal and vertical directions, so that mounting one or more mechanisms can be carried out quickly and easily. At the right and left sides, the flush-mounting frame is equipped with folded-up dovetails, allowing for a quick and perfect horizontal coupling of several switches. The folded-up edges on the outside of the base and their continuation to the inside ensure additional robustness. The bases can be coupled vertically with a centre-to-centre distance of 60 x 71 mm by sliding them into each other. They automatically lock into place. For horizontal coupling of bases with a centre-to-centre distance of 71 mm, the base is equipped with two pre-formed lips at the bottom. By folding these lips down over a length of 1 mm, this rests perfectly on the one below and the centre-to-centre distance of 71 mm is guaranteed. The flush-mounting frame is equipped, both on the top and the bottom, with a dark grey, plastic end border. This border is made of PC+ASA and is joined to the flush-mounting frame using a melting process. The corners of the two end borders are equipped with rectangular openings (7.9 x 1.5 mm) each containing a multi-positional snap hook. Thanks to the snap hooks, the 4 rectangular openings ensure that the flush surround plate can always be attached flat to the wall, even in cases of untidy plasterwork. This works in two directions: If the flush-mounting box sticks out of the plasterwork, the multi-positional snap hooks can compensate for a 1 to 1.2 mm margin; if the flush-mounting box is sunk too deeply in the plasterwork, the snap hooks can compensate for up to a 1.8 mm margin. The end borders also have 4 round openings that ensure the correct positioning of the flush surround plate in relation to the central plate.


- Protection degree: The combination of a mechanism, a central plate and a flush surround plate has a protection degree of IP41
- Flush-mounting depth: 29.5 mm
- Dimensions (HxWxD): 712 x 732 x 39 mm
- Marking: CE



170-79500

4 year warranty

Base for 2x single coax connection for TV and FM, claw fixing



Mechanism for 2 single coax connections: one for TV and one for FM, with claw fixing. The symbols ""TV"" and ""FM"" are indicated next to the inputs. A finishing set in the colour of your choice must be ordered separately.

Base for 2x single coax connection for TV and FM, claw fixing. When mounting in a flush-mounting box with grip surfaces, use claws that can be rotated open using screws with a slotted screwhead (slot 0.8 x 5 mm). The claws, which have a depth of engagement of 31 mm, turn back completely when loosened. The flush-mounting frame is made from 1 mm-thick metal which is galvanized on all sides after cutting, even on the cut edges. On the horizontal and vertical axes, the flush-mounting frame has 4 grooves for screw mounting in flush-mounting boxes. These grooves have a screw aperture of 7 mm. For mounting on panels, the flush-mounting frame is equipped with 4 screw holes (indicated by a screw symbol) with a diameter of 3 mm. The middle of the flush-mounting frame is indicated (chalk line, laser, ..) in both the horizontal and vertical directions, so that mounting one or more mechanisms can be carried out quickly and easily. The base is equipped on all sides with folded-up dovetails, allowing for both vertical and horizontal coupling (centre-to-centre distance of 71 x 71 mm) of several bases to be carried out quickly and perfectly. The folded-up edges on the outside of the base and their continuation to the inside ensure additional robustness. The flush-mounting frame is equipped, both on the top and the bottom, with a dark grey, plastic end border. This border is made of PC+ASA and is joined to the flush-mounting frame using a melting process. The corners of the two end borders are equipped with rectangular openings (7.9 x 1.5 mm) each containing a multi-positional snap hook. Thanks to the snap hooks, the 4 rectangular openings ensure that the flush surround plate can always be attached flat to the wall, even in cases of untidy plasterwork. This works in two directions: If the flush-mounting box sticks out of the plasterwork, the multi-positional snap hooks can compensate for a 1 to 1.2 mm margin; if the flush-mounting box is sunk too deeply in the plasterwork, the snap hooks can compensate for up to a 1.8 mm margin. The end borders also have 4 round openings that ensure the correct positioning of the flush surround plate in relation to the central plate.


- Protection degree: The combination of a mechanism, a central plate and a flush surround plate has a protection degree of IP41
- Flush-mounting depth: 29.5 mm
- Marking: CE



170-79501

4 year warranty

Base for 2x single coax connection for TV and FM, screw fixing



Mechanism for 2 single coax connections: one for TV and one for FM, with screw fixing. The symbols ""TV"" and ""FM"" are indicated next to the inputs. A finishing set in the colour of your choice must be ordered separately.

Base for 2x single coax connection for TV and FM, screw fixing. When fixing in a flush-mounting box screws should be used. The flush-mounting frame is made from 1 mm-thick metal which is galvanized on all sides after cutting, even on the cut edges. On the horizontal and vertical axes, the flush-mounting frame has 4 grooves for screw mounting in flush-mounting boxes. These grooves have a screw aperture of 7 mm. For mounting on panels, the flush-mounting frame is equipped with 4 screw holes (indicated by a screw symbol) with a diameter of 3 mm. The middle of the flush-mounting frame is indicated (chalk line, laser, ...) in both the horizontal and vertical directions, so that mounting one or more mechanisms can be carried out quickly and easily. The base is equipped on all sides with folded-up dovetails, allowing for both vertical and horizontal coupling (centre-to-centre distance of 71 x 71 mm) of several bases to be carried out quickly and perfectly. The folded-up edges on the outside of the base and their continuation to the inside ensure additional robustness. The flush-mounting frame is equipped, both on the top and the bottom, with a dark grey, plastic end border. This border is made of PC+ASA and is joined to the flush-mounting frame using a melting process. The corners of the two end borders are equipped with rectangular openings (7.9 x 1.5 mm) each containing a multi-positional snap hook. Thanks to the snap hooks, the 4 rectangular openings ensure that the flush surround plate can always be attached flat to the wall, even in cases of untidy plasterwork. This works in two directions: If the flush-mounting box sticks out of the plasterwork, the multi-positional snap hooks can compensate for a 1 to 1.2 mm margin; if the flush-mounting box is sunk too deeply in the plasterwork, the snap hooks can compensate for up to a 1.8 mm margin. The end borders also have 4 round openings that ensure the correct positioning of the flush surround plate in relation to the central plate.

- Protection degree: The combination of a mechanism, a central plate and a flush surround plate has a protection degree of IP41
- Flush-mounting depth: 29.5 mm
- Marking: CE

