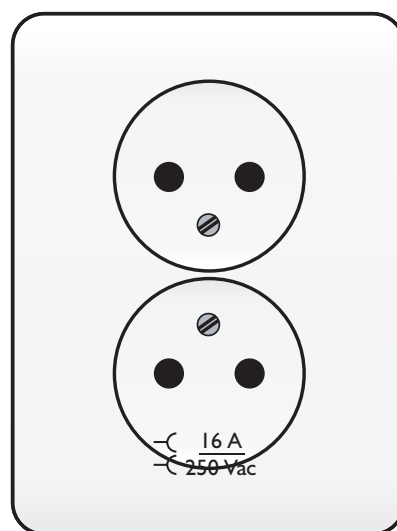


Double socket outlet without earthing, vertical

For mounting into a single flush-mounting box.

Attention: Without shutters.

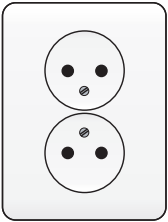


Double socket outlet without earthing, vertical

For mounting into a single flush-mounting box.

Attention: Without shutters.

- C 16 A
- C 250 Vac



COMPLETE UNIT WITH SCREW TERMINALS, FOR SCREW FIXING



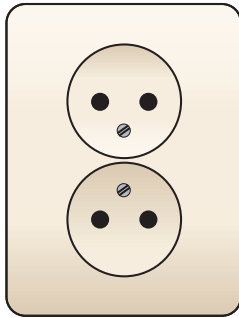
100-67410 Pieces: 10

101-67410 Pieces: 10

100-67410

4 year
warranty

Double 2-pole socket outlet without earthing, complete device incl. flush surround plate, cream



Double, 2-pole, flush-mounting socket outlet, 16 A/250 V AC, with flush surround plate. The double socket outlet fits in 1 single flush-mounting box. The flush surround plate is attached to the socket outlet with screws. Complete device incl. flush surround plate and pre-assembled finishing set, Finishing colour: cream

Double 2-pole socket outlet without earthing, complete device incl. flush surround plate, cream. The sockets are equipped with screw terminals for clamping the wires. All connection terminals are located at the top of the end socket and can contain up to 4 x 2.5 mm² of wire. When fixing in a flush-mounting box screws should be used. The flush-mounting frame is made of 1 mm-thick metal and is galvanized on all sides. On the horizontal and vertical axes, the flush-mounting frame has grooves for mounting into floor boxes with screws. The central plate is made of impact-resistant, dustproof and rigid polycarbonate. The base material is coloured in mass.

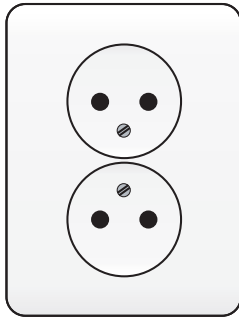
- Colour: cream (coloured in mass, approximately RAL 1013)
- Type of earthing: without earthing
- Power: 16 A/250 Vac
- All plastic components are self-extinguishing (comply with a filament test of 650 °C) and are halogen-free.
- Protection degree: IP21 (designed for use in an environment with non-condensing humidity)
- Flush-mounting depth: 24 mm
- Certification marks: KEMA



101-67410

4 year warranty

Double 2-pole socket outlet without earthing, complete device incl. flush surround plate, white



Double, 2-pole, flush-mounting socket outlet, 16 A/250 V AC, with flush surround plate. The double socket outlet fits in 1 single flush-mounting box. The flush surround plate is attached to the socket outlet with screws. Complete device incl. flush surround plate and pre-assembled finishing set, Finishing colour: white

Double 2-pole socket outlet without earthing, complete device incl. flush surround plate, white. The sockets are equipped with screw terminals for clamping the wires. All connection terminals are located at the top of the end socket and can contain up to 4 x 2.5 mm² of wire. When fixing in a flush-mounting box screws should be used. The flush-mounting frame is made of 1 mm-thick metal and is galvanized on all sides. On the horizontal and vertical axes, the flush-mounting frame has grooves for mounting into floor boxes with screws. The central plate is made of impact-resistant, dustproof and rigid polycarbonate. The base material is coloured in mass.

- Colour: white (coloured in mass, approximately RAL 9010)
- Type of earthing: without earthing
- Power: 16 A/250 Vac
- All plastic components are self-extinguishing (comply with a filament test of 650 °C) and are halogen-free.
- Protection degree: IP21 (designed for use in an environment with non-condensing humidity)
- Flush-mounting depth: 24 mm
- Certification marks: KEMA

