

Connected switching socket outlet for Niko Home Control with side earthing and shutters, Zigbee®, 16 A, plug-in terminals

170-34505


4 year warranty

The connected switching socket outlet communicates wirelessly with the wireless smart hub for Niko Home Control (552-00001). This device can also be used in a bus wiring installation with the wireless bridge for Niko Home Control (550-00640).

In combination with the smart hub or wireless bridge, it can be connected to a wireless switch without additional wiring. Moreover, the plugged-in device can be linked to handy routines such as an all-off/all-on function or calendar functions and controlled remotely via the Niko Home app. In addition, its built-in consumption measurement helps you to save energy as you can consult the plugged-in device's energy data via the Niko Home app. Use the connected switching socket outlet within the routines 'peak mode' and 'solar mode' to optimise your energy production and consumption.

Note that it can also be used stand-alone as a conventional socket outlet. It is fitted with a standard built-in overtemperature and overcurrent protection to ensure complete safety.

This article is protected by at least one patent (application). For more info on patents, see [www.niko.eu/innovation](http://www.niko.eu/innovation).



Wires that remain fixed:

- wire is fixed firmly due to the high-quality plug-in terminal with a long life span, tested according to the norm
- since the conductor release on the mechanisms is located at the front, the wiring cannot push on the release when you place it in the flush-mounting box.

Faster and easier installation:

- all connections terminals are located at the top of the base:
  - to ensure all wires can be cut and stripped at the same length
  - to guarantee more space under the mechanism, so you can easily fold the wires and place the mechanism in the flush-mounting box without the wiring pushing it back up.

Niko quality:

- long life span since the plug-in terminal stays within the limits of the norm during a temperature and power drop
- metal base is held firmly in place, even on uneven walls, doesn't break and is not subject to stress cracking (small ruptures)
- firm metal claws with a large engagement depth (31 mm) remain fixed when mounted and can be screwed tightly to ensure that the socket outlets can remain fixed in the wall for a longer time and to avoid the mechanisms should become warped

## Technical data

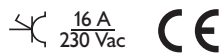
Connected switching socket outlet for Niko Home Control with side earthing and shutters, Zigbee®, 16 A, plug-in terminals.

- Compatible with the wireless bridge
- Input voltage: 230 Vac  $\pm$  10%, 50 Hz
- Wire capacity: 2 x 2,5 mm<sup>2</sup>
- Standby consumption: 0.15 W

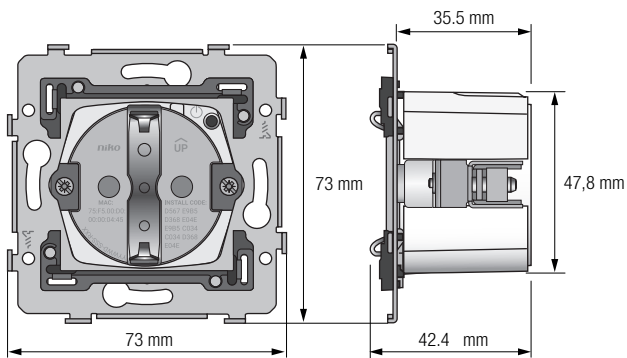
- Maximum load: 16 A / 3680 W
- Internal overcurrent protection: switches off at > 16 A
- Internal overheating protection
- Not suitable for heavy loads that have long and cycling operations above 2300 W such as electric vehicle charging (in mode 1 or 2), electrical heating devices or heavy inductive loads (eg. motors). When controlling these loads the temperature protection mechanism may be activated
- Communication protocol: Zigbee® 3.0, 2.4 GHz
- Button on the device to switch the phase (L) on and off locally
- LED indicator for status and error information
- Measuring precision (valid for a normal voltage - 230 Vac). This device should not be used for billing purposes. The data recorded by this device should be used for information purposes only:
  - $\pm 0,5$  W (in range 1 - 5 W)
  - $\pm 5$  % (in range 5 - 3680 W)
- System compatibility: Zigbee® 3.0, Niko Home Control II
- Modification of settings: Niko Home app or Niko Home Control programming software
- Maximum number per Niko Home Control installation: 25
- Circuit breaker (to be installed in accordance with the applicable regulations):
  - 2,5 mm<sup>2</sup> wiring: maximum MCB rating C20
  - 1,5 mm<sup>2</sup> wiring: maximum MCB rating C16
- Fire safety
  - All plastic components are self-extinguishing (comply with a filament test of 650°C) and are halogen-free.
- Maximum MCB rating: 16 A (1.5 mm<sup>2</sup>) / 20 A (2.5 mm<sup>2</sup>) (limited by national installation rules)
- Communication protocol: Zigbee® 3.0
- System compatibility: talks with Homey (Zigbee®)
- Protection degree: The combination of a mechanism, a central plate and a faceplate has a protection degree of IP20-D
- Impact resistance: The combination of a mechanism, a central plate and a faceplate has an impact resistance of IK02
- Material base
  - ureumformaldehyde (UF) with high heat resistance
  - white RAL9010 (approximately)
- Material earthing: side earthing in high quality brass
- Flush-mounting frame
  - 1 mm-thick metal
  - galvanized on all sides after cutting, even on the cut edges
  - with 4 grooves with screw hole of 7 mm
  - with 4 screw holes (indicated by a screw symbol) with a diameter of 3 mm for mounting on panels
- Flush mounting depth: 35.5 mm
- Required type of flush-mounting box
  - depth: min. 45 mm (cabling space included)
  - claw/screw fixing: 60 mm
  - inner diameter box: 60 mm
  - multiple boxes centre distance horizontal: 71 mm
  - multiple boxes centre distance vertical: 71 mm
  - multiple boxes centre distance vertical: 60 mm for Belgium and France
- Fixing method
  - simple mounting in a flush-mounting box with grip surfaces
  - with claws that rotate open using screws with a combination screwhead (Pz2 or slot 1 x 5.5 mm), for mounting in a flush-mounting box with grip surfaces
  - engagement depth of claws: 23.5 mm
  - claws turn back completely when loosened
- Centre-to-centre distance
  - horizontal coupling and vertical coupling with centre-to-centre distance 71 mm
  - horizontal connection of several bases is quick and perfect thanks to the folded-up dovetails on the left and right side
  - extra robustness due to the folded-up edges on the outside of the base and the continuation to the inside of the base
- End border: 4 rectangular openings (7 x 2.5 mm) which, if the flush-mounting box protrudes from the plasterwork, can compensate for a margin of

between 1 and 1.2 mm, so that the faceplate can still butt up perfectly against the wall

- Wire connection
  - contact buses fitted with plug-in terminals for clamping the wires
- Wire capacity
  - all connection terminals at the top side of the base
  - up to  $2 \times 2.5 \text{ mm}^2$  wire per terminal
- Stripping length
  - 8.5 – 9.5 mm stripping length
- Ambient temperature: 0 – 40 °C
- Dimensions (HxWxD): 73 x 73 x 42.4 mm
- Weight: 98 g
- Certification marks: VDE, Zigbee Certified Product, ÖVE, SEMKO
- Marking: CE



### Dimensions



### Wiring diagram

