

Presence detector, 230 V, master, 2 channels, 24 m, IP54, for surface mounting, white

350-20082

4 year warranty

Master presence detector with increased detection range, 2x external switch input, full and semi-automatic mode, two potential-free switch outputs to switch 2 conventional lighting strips or 1x lighting plus 1x HVAC. The lux level (lux) can be freely chosen for each channel (lighting or HVAC). Range extension with up to 10 secondary detectors.

Finishing colour: white

Compatible secondary detectors: 350-20071, 350-20079, 350-20081

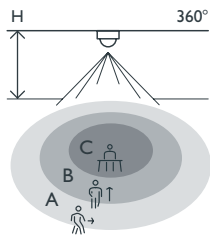
- Simple mounting
- Low power consumption (0.2 W)
- Splashproof (IP54)
- Large detection zone with a diameter of 24 m, from a height of 3 m

For use in offices, school buildings, cafeterias, etc.

- Can be set up as a presence or an absence detector
- Is fitted with an eco switch-off function, which allows the user to save time by overriding the switch-off delay and turning off the lighting when leaving the room. This function can also be disabled, for example in (public) premises where the user cannot turn off the lighting as a safety measure.
- Has multiple adjustable parameters: the switch-off delay, the lux value at which the lighting must turn on and the sensitivity
- Offers two configuration options: manually on the device or via the IR remote control (optional)
- Includes a lens cover mask to divide the detection zone. The cover mask can be adapted according to the desired detection range.



Detection range




H	A Across	B Towards	C Presence
2 m	ø 16 m	ø 10 m	ø 4 m
2.5 m	ø 20 m	ø 12 m	ø 5 m
3 m	ø 24 m	ø 14.4 m	ø 6 m
3.5 m	ø 28 m	ø 16 m	ø 7 m



230 V


master


360°


ø 24 m from
a height of
3 m


2 – 3.4 m


surface
mounting

niko

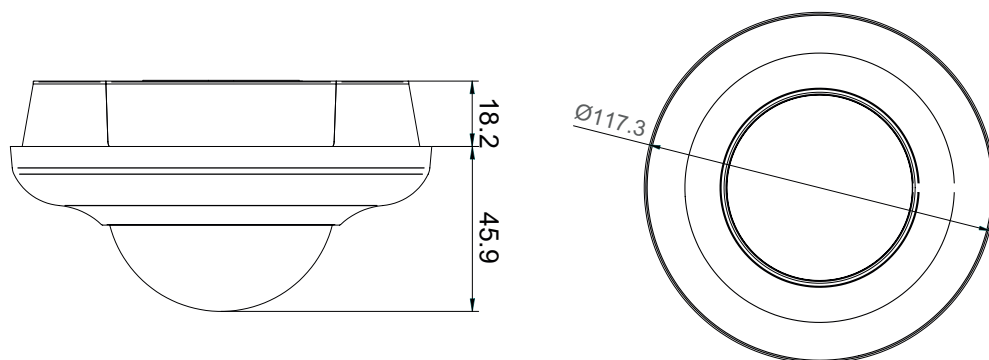
Technical data

Article number	350-20082
Compatible secondary detectors	350-20071, 350-20079, 350-20081
Input voltage	230 Vac \pm 10 %, 50 Hz
Detector output	230 V (ON/OFF)
Maximum MCB rating	10 A (limited by national installation rules)
Relay contact	2 x N.O. (max. 10 A), potential-free
Maximum load incandescent and halogen lamps ($\cos\phi = 1$)	2300 W
Maximum load economy lamps (CFLi)	350 W
Maximum load LED lamps 230 V	350 W
Maximum capacitive load	140 μ F
Maximum switching current	165 A/20 ms – 800 A/200 μ s
Light intensity range	20 lux – 1000 lux
Number of channels	2 channels
Switch-off delay	2 min – 1 h, ∞
Detection angle	360°
Detection range (PIR)	\varnothing 24 m from a height of 3 m
Ambient temperature	-5 – +50 °C
Mounting method	surface mounting
Mounting height	2 – 3.4 m
Dimensions (HxWxD)	117.3 x 117.3 x 64.1 mm
Protection degree	IP54
Marking	CE

Accessories

350-41936	Universal remote control for smartphone
350-20089	IR remote control

Dimensions



Wiring diagram

